



OTOMOTİV SANAYİİ DERNEĐİ
AUTOMOTIVE MANUFACTURERS ASSOCIATION

OTOMOTİV SANAYİİNDE DIŐ TİCARET (1992–2013)

Mayıs 2014

OSD "OICA" Üyesidir



OSD is a Member of "OICA"

GİRİŞ

Otomotiv Sanayii Derneđi dıř ticarete yařanan geliřmeleri deđiřik kaynaklardan sađladıđı verilerle izlemekte ve yayınladıđı aylık ve yıllık raporlarda deđerlendirmektedir.

Raporda otomotiv sanayi iin, T.C Ekonomi Bakanlıđı tarafından oluřturulan otomotiv rnlerini ieren ekli listedeki sanayi rnleri deđerlendirilmeye alınmıřtır. Bu suretle, otomotiv sanayinin aksam ve para sanayi de dahil olmak zere dıř ticaretinin daha kapsamlı ve ayrıntılı olarak irdelenebilmesine olanak sađlanmıřtır.

Raporda, TK'den sađlanan dıř ticaret verileri deđerlendirilmiř ve sonular ayrıntılı olarak izelge ve grafikler halinde sunulmuřtur. alıřma 4. blmde dzenlenmiřtir:

1.Blmde, dıř ticaret ile ilgili genel deđerlendirmeler ile parametrelerin deđiřimi ve lke ve blge bazında dıř ticaretin grafik gsterimleri verilmektedir.

2.Blm, motorlu tařıt araları ihracatına ayrılmıřtır. Bu blmde otomobil, yk ve yolcu tařıtları ile tarım traktrlerinin lke ve blgelere gre ihracatı adet ve dolar olarak aıklanmaktadır.

3.Blm, motorlu tařıt araları ithalatına ayrılmıřtır. İthalat verileri otomobil, yk ve yolcu tařıtları ile tarım traktrlerinin lke ve blgelere gre deđiřimini belirtmektedir. İthalat verileri adet ve dolar olarak deđerlendirilmektedir.

4.Blmde, 1992/2013 yıllarında lke ve blgelere gre dıř ticaret dengeleri deđerlendirilmiřtir.

1992-2003 yılı verileri AB (15 lke), 2004-2006 yılı verileri AB (25 lke) ile ilgili bilgileri, 2007-2012 yılları AB (27 lke) 2013 yılı ise AB (28 lke) verilerini kapsamaktadır.

OTOMOTİV SANAYİİ DERNEĐİ

Bölüm I. Genel Değerlendirmeler

Otomotiv Sanayii Dış Ticarete Konu Olan Ürünler

GTİP	MADDE ADI
8701	Traktör
8702	Otobüs
8702	Midibüs
8702	Minibüs
8703	Otomobil
8704	Kamyonet
8704	Kamyon
4011	Dış Lastik Yeni
4012	Dış Lastik (Yenilenmiş)
4013	İç Lastik
40169930	Kauçuktan Genişletme Parçaları
40169952	Kauçuk Eşya-Taşıtlar İçin, Kauçuk-Metal Bağlantılı Parçalar
7007	Emniyet Camları
700910	Taşıtlar İçin Dikiz Aynaları
8407	Alternatif-Rotatif Kıvılcım Ateşlemeli İçten Yanmalı Motorlar
8408	Dizel, Yarı Dizel Motorlar-Hava Basıncı İle Ateşlenen, Pistonlu
8409	İçten Yanmalı Pistonlu Motorların Aksam ve Parçaları
8482	Her Çeşit Rulmanlar
8483	Transmisyon Milleri, Kranklar, Yatak Kovanları, Dişliler,
8484	Metal Tabakalı Contalar (Metaloplastik), Conta Takım ve
8507	Elektrik Akümülatörleri, Separatörler
8511	Motorlar İçin Elektrikli Ateşleme Cihazları
8512	Kara Taşıtlarının Aydınlatma, Sinyal Vb Tertibatı
8706	87.01-87.05 GTİP Taşıtlar İçin Motorlu Şasiler
8707	87.01-87.05 GTİP Taşıtlar İçin Karoserileri
681310	Fren Balataları, Yastıkları
841330	İçten Yanmalı Pistonlu Motorlar İçin Yakıt, Yağ/Soğutma Pompaları
842123	İçten Yanmalı Pistonlu Motorlar İçin Yağ/Yakıt Filtreleri
842131	İçten Yanmalı Pistonlu Motorlar İçin Hava Filtreleri
870810	Tamponlar ve Bunların Aksam ve Parçaları
870821	Emniyet Kemerleri
870829	8701-8705 GTİP Taşıtları Diğer Aksam ve Parçaları
870831	Monte Edilmiş Fren Balataları
870839	Frenler, Servo Frenler-Bunların Aksam ve Parçaları
870840	Vites Kutuları
870850	Diferansiyelli Hareket Ettirici Parçalar
870860	Taşıyıcı akslar Bunların Aksam ve Parçaları
870870	Tekerlekler-Bunların Aksam, Parça ve Aksesuarları
870880	Suspansiyon Amortisörleri
870891	Radyatörler
870892	Eksoz Susturucu ve Boruları
870893	Debriyajlar ve Bunların Aksam ve Parçaları
870894	Direksiyon Simitleri, Kolonları ve Kutuları
870899	Kara Taşıtlarının Diğer Aksam ve Parçaları
910400	Taşıtların Alet Tabloları için Saatler
940120	Motorlu Taşıtlarda Oturmaya Mahsus Mobilyalar

TÜİK Verilerine Göre Otomotiv Sektörü Dış Ticareti (\$)

Yıllar	İhracat			İthalat			Dış Ticaret Dengesi		
	Taşıt Araçları	Aksam, Parça	Toplam	Taşıt Araçları	Aksam, Parça	Toplam	Taşıt Araçları	Aksam, Parça	Toplam
1992	126.674.000	442.909.584	569.583.584	536.147.000	2.068.749.179	2.604.896.179	-409.473.000	-1.625.839.595	-2.035.312.595
1993	154.621.000	404.063.423	558.684.423	1.045.825.000	2.305.496.792	3.351.321.792	-891.204.000	-1.901.433.369	-2.792.637.369
1994	201.029.000	593.579.391	794.608.391	308.585.000	1.015.400.631	1.323.985.631	-107.556.000	-421.821.240	-529.377.240
1995	432.522.000	813.523.278	1.246.045.278	470.835.000	2.674.822.812	3.145.657.812	-38.313.000	-1.861.299.534	-1.899.612.534
1996	485.442.000	886.377.090	1.371.819.090	1.433.069.000	2.927.970.638	4.361.039.638	-947.627.000	-2.041.593.548	-2.989.220.548
1997	330.654.000	919.065.843	1.249.719.843	2.406.205.000	3.881.296.651	6.287.501.651	-2.075.551.000	-2.962.230.808	-5.037.781.808
1998	354.175.000	1.320.988.905	1.675.163.905	2.104.750.000	4.544.528.628	6.649.278.628	-1.750.575.000	-3.223.539.723	-4.974.114.723
1999	881.985.000	1.116.499.447	1.998.484.447	1.732.033.000	3.260.712.233	4.992.745.233	-850.048.000	-2.144.212.786	-2.994.260.786
2000	1.015.705.000	2.259.169.483	3.274.874.483	3.442.076.000	4.833.854.780	8.275.930.780	-2.426.371.000	-2.574.685.297	-5.001.056.297
2001	1.652.057.000	1.823.033.251	3.475.090.251	768.192.000	1.805.596.825	2.573.788.825	883.865.000	17.436.426	901.301.426
2002	2.191.614.000	2.127.684.558	4.319.298.558	1.153.186.000	2.755.034.371	3.908.220.371	1.038.428.000	-627.349.813	411.078.187
2003	4.007.045.000	2.088.174.893	6.095.219.893	3.441.543.000	3.903.865.458	7.345.408.458	565.502.000	-1.815.690.565	-1.250.188.565
2004	6.874.841.000	3.031.394.689	9.906.235.689	6.711.175.000	6.567.023.489	13.278.198.489	163.666.000	-3.535.628.800	-3.371.962.800
2005	7.773.473.000	3.625.374.618	11.398.847.618	6.581.074.000	7.365.586.978	13.946.660.978	1.192.399.000	-3.740.212.360	-2.547.813.360
2006	9.725.327.260	4.284.005.676	14.009.332.936	6.391.651.410	7.943.393.847	14.335.045.257	3.333.675.850	-3.659.388.171	-325.712.321
2007	12.754.287.428	5.832.804.841	18.587.092.269	6.749.413.038	9.481.338.650	16.230.751.688	6.004.874.390	-3.648.533.809	2.356.340.581
2008	14.655.928.129	6.394.033.055	21.049.961.184	6.695.908.991	10.239.184.662	16.935.093.653	7.960.019.138	-3.845.151.607	4.114.867.531
2009	9.670.983.396	4.614.978.487	14.285.961.883	5.058.875.833	7.405.538.598	12.464.414.431	4.612.107.563	-2.790.560.111	1.821.547.452
2010	9.908.568.789	5.862.261.198	15.770.829.987	8.410.687.799	6.608.004.162	15.018.691.961	1.497.880.990	-745.742.964	752.138.026
2011	11.576.173.750	11.570.213.594	23.146.387.344	11.135.621.716	16.142.270.946	27.277.892.662	440.552.034	-4.572.057.352	-4.131.505.318
2012	10.470.626.908	12.468.523.808	22.939.150.716	9.280.925.851	16.260.298.518	25.541.224.369	1.189.701.057	-3.791.774.710	-2.602.073.653
2013	11.997.970.357	10.370.754.809	22.368.725.166	11.032.563.636	12.904.641.733	23.937.205.369	965.406.721	-2.533.886.924	-1.568.480.203

Otomotiv Sektörü Dış Ticaretinde Değerlendirme (\$)

Konu		1992	1993	1994	1995	1996	1997	1998	1999	2000	2001	2002
AB (15 Ülke)+EFTA	İthalat	1.785.191.025	2.183.541.819	948.884.428	2.352.118.967	3.421.157.479	4.651.100.921	4.653.472.744	3.884.196.743	6.558.913.641	2.157.208.724	3.263.113.605
	İhracat	318.393.532	230.665.770	381.560.764	688.947.617	692.736.449	691.453.639	828.947.577	1.295.915.682	2.155.973.247	2.412.163.998	2.806.147.357
	Toplam Dış Ticaret	2.103.584.557	2.414.207.589	1.330.445.192	3.041.066.584	4.113.893.928	5.342.554.560	5.482.420.321	5.180.112.425	8.714.886.888	4.569.372.722	6.069.260.962
	Açık - Fazla	-1.466.797.493	-1.952.876.049	-567.323.664	-1.663.171.350	-2.728.421.030	-3.959.647.282	-3.824.525.167	-2.588.281.061	-4.402.940.394	254.955.274	-456.966.248
Toplam	İthalat	2.604.896.179	3.351.321.792	1.323.985.631	3.145.657.812	4.361.039.638	6.287.501.651	6.649.278.628	4.992.745.233	8.275.930.780	2.573.788.825	3.908.220.371
	İhracat	569.583.584	558.684.423	794.608.391	1.246.045.278	1.371.819.090	1.249.719.843	1.675.163.905	1.998.484.447	3.274.874.483	3.475.090.251	4.319.298.558
	Toplam Dış Ticaret	3.174.479.763	3.910.006.215	2.118.594.022	4.391.703.090	5.732.858.728	7.537.221.494	8.324.442.533	6.991.229.680	11.550.805.263	6.048.879.076	8.227.518.929
	Açık - Fazla	-2.035.312.595	-2.792.637.369	-529.377.240	-1.899.612.534	-2.989.220.548	-5.037.781.808	-4.974.114.723	-2.994.260.786	-5.001.056.297	901.301.426	411.078.187

Göstergeler (%)

Konu		1992	1993	1994	1995	1996	1997	1998	1999	2000	2001	2002
AB (15 Ülke) +EFTA İle Dış Ticaret	Açık-Fazla / Toplam Dış Ticaret	70	81	43	5	66	74	70	50	51	6	-8
	İhracat/İthalat	18	11	40	29	20	15	18	33	33	112	86
Toplam Dış Ticaret	Açık-Fazla / Toplam Dış Ticaret	64	71	25	43	52	67	60	43	43	15	5
	İhracat/İthalat	22	17	60	40	31	20	25	40	40	135	111
Toplam Dış Ticarete AB (15 Ülke) +EFTA'nın Payı	İthalat	69	65	72	75	78	74	70	78	79	84	83
	İhracat	56	41	48	55	50	55	49	65	66	69	65
	Toplam Dış Ticaret	66	62	63	69	72	71	66	74	75	76	74
	Açık	72	70	107	88	91	79	77	86	88	28	111

Otomotiv Sektörü Dış Ticaretinde Değerlendirme (\$)

Konu		2003	* 2004	* 2005	2006 *	2007 **	2008 **	2009 **	2010 **	2011 **	2012 **	2013 ***
AB (15 Ülke)+EFTA	İthalat	6.048.183.259	10.023.869.885	10.175.528.201	9.062.519.344	9.139.835.554	12.664.098.297	9.701.072.692	10.148.204.777	21.536.749.525	20.193.582.934	18.579.787.188
	İhracat	4.090.375.412	6.771.411.350	7.291.351.850	8.030.027.007	14.852.828.172	15.791.621.633	10.966.206.043	10.038.274.101	16.819.801.166	15.817.397.929	15.434.873.977
	Toplam Dış Ticaret	10.138.558.671	16.795.281.235	17.466.880.051	17.092.546.351	23.992.663.726	28.455.719.930	20.667.278.735	20.186.478.878	38.356.550.691	36.010.980.863	34.014.661.165
	Açık - Fazla	-1.957.807.847	-3.252.458.535	-2.884.176.351	-1.032.492.337	5.712.992.618	3.127.523.336	1.265.133.351	-109.930.676	-4.716.948.359	-4.376.185.005	-3.144.913.211
Toplam	İthalat	7.345.408.458	13.278.198.489	13.946.660.978	14.335.045.257	16.230.751.688	16.935.093.653	12.464.414.431	15.018.691.961	27.277.892.662	25.541.224.369	22.368.725.166
	İhracat	6.095.219.893	9.906.235.689	11.398.847.618	14.009.332.936	18.587.092.269	21.049.961.184	14.285.961.883	15.770.829.987	23.146.387.344	22.939.150.716	23.937.205.369
	Toplam Dış Ticaret	13.440.628.351	23.184.434.178	25.345.508.596	28.344.378.193	34.817.843.957	37.985.054.837	26.750.376.314	30.789.521.948	50.424.280.006	48.480.375.085	46.305.930.535
	Açık - Fazla	-1.250.188.565	-3.371.962.800	-2.547.813.360	-325.712.321	2.356.340.581	4.114.867.531	1.821.547.452	752.138.026	-4.131.505.318	-2.602.073.653	-1.568.480.203

Konu		2003	* 2004	* 2005	2006 *	2007 **	2008 **	2009 **	2010 **	2011 **	2012 **	2013 ***
AB (15 Ülke) +EFTA İle Dış Ticaret	Açık-Fazla / Toplam Dış Ticaret	-19	-19	-17	-6	24	11	6	-1	-12	-12	-9
	İhracat/İthalat	68	68	72	89	163	125	113	99	78	78	83
Toplam Dış Ticaret	Açık-Fazla / Toplam Dış Ticaret	-9	-15	-10	-1	7	11	7	2	-8	-5	-3
	İhracat/İthalat	83	75	82	98	115	124	115	105	85	90	107
Toplam Dış Ticarete AB (15 Ülke) +EFTA'nın Payı	İthalat	82	75	73	63	56	75	78	68	79	79	83
	İhracat	67	68	64	57	80	75	77	64	73	69	64
	Toplam Dış Ticaret	75	72	69	60	69	75	77	66	76	74	73
	Açık	157	96	113	317	242	76	69	-15	114	168	201

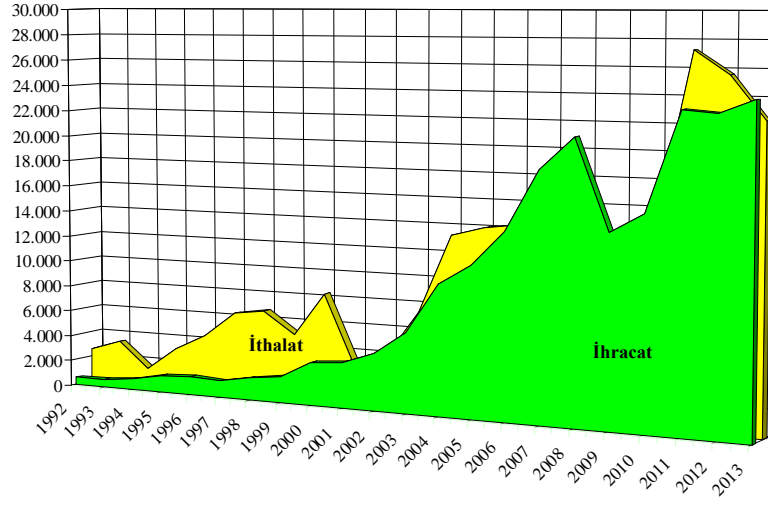
* AB (25 ülke) verilerini kapsar

** AB (27 ülke) verilerini kapsar

*** AB (28 ülke) verilerini kapsar

Otomotiv Sektörü Dış Ticareti 1992/2013

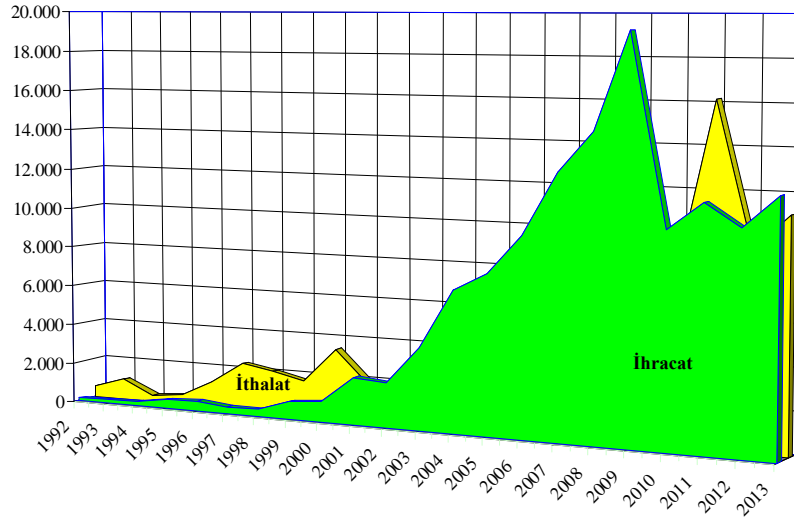
(milyon \$)



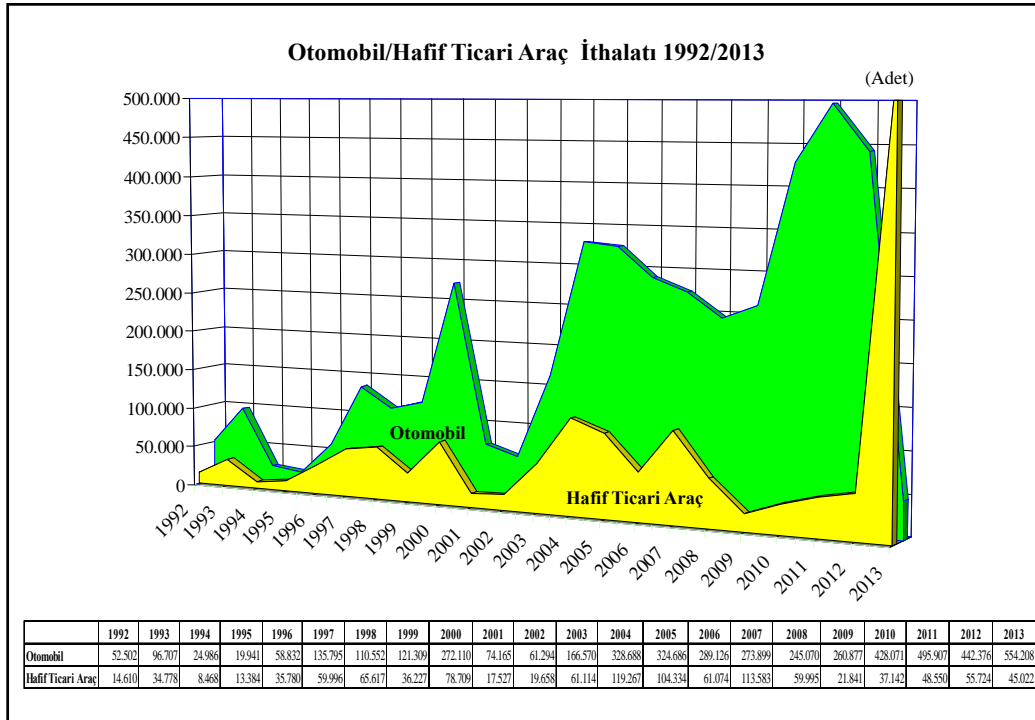
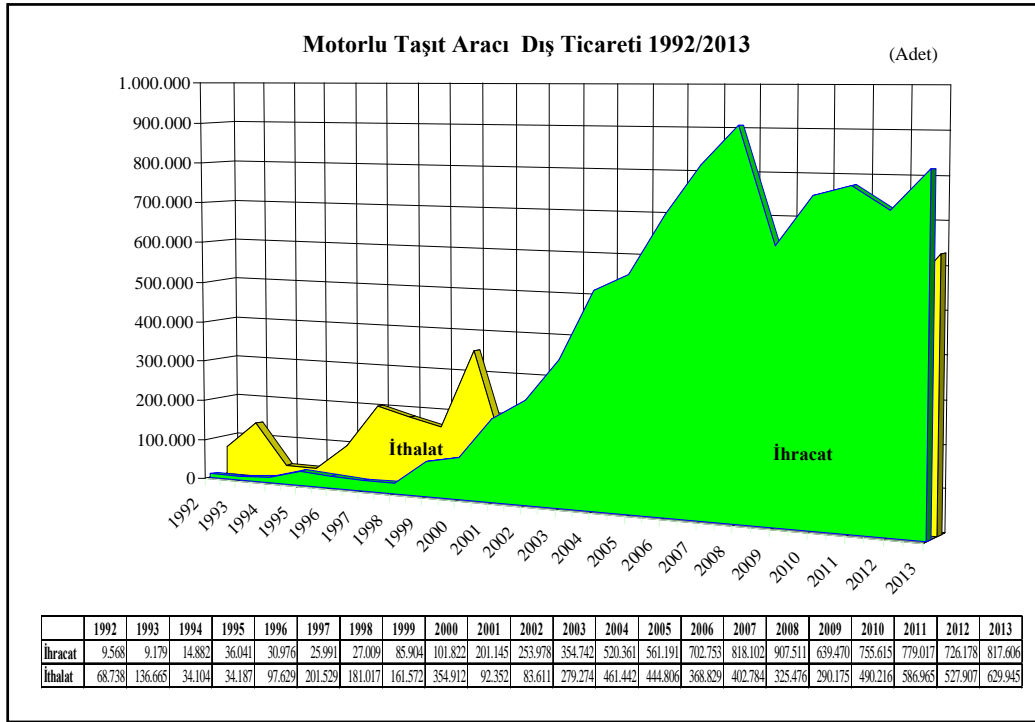
	1992	1993	1994	1995	1996	1997	1998	1999	2000	2001	2002	2003	2004	2005	2006	2007	2008	2009	2010	2011	2012	2013
İhracat	570	559	795	1.246	1.372	1.250	1.675	1.998	3.275	3.475	4.319	6.095	9.906	11.399	14.009	18.587	21.050	14.286	15.771	23.146	25.541	23.937
İthalat	2.605	3.351	1.324	3.146	4.361	6.288	6.649	4.993	8.276	2.574	3.908	7.345	13.278	13.947	14.335	16.231	16.935	12.465	15.019	27.278	22.939	22.369

Motorlu Taşıt Araçları Dış Ticareti 1992/2013

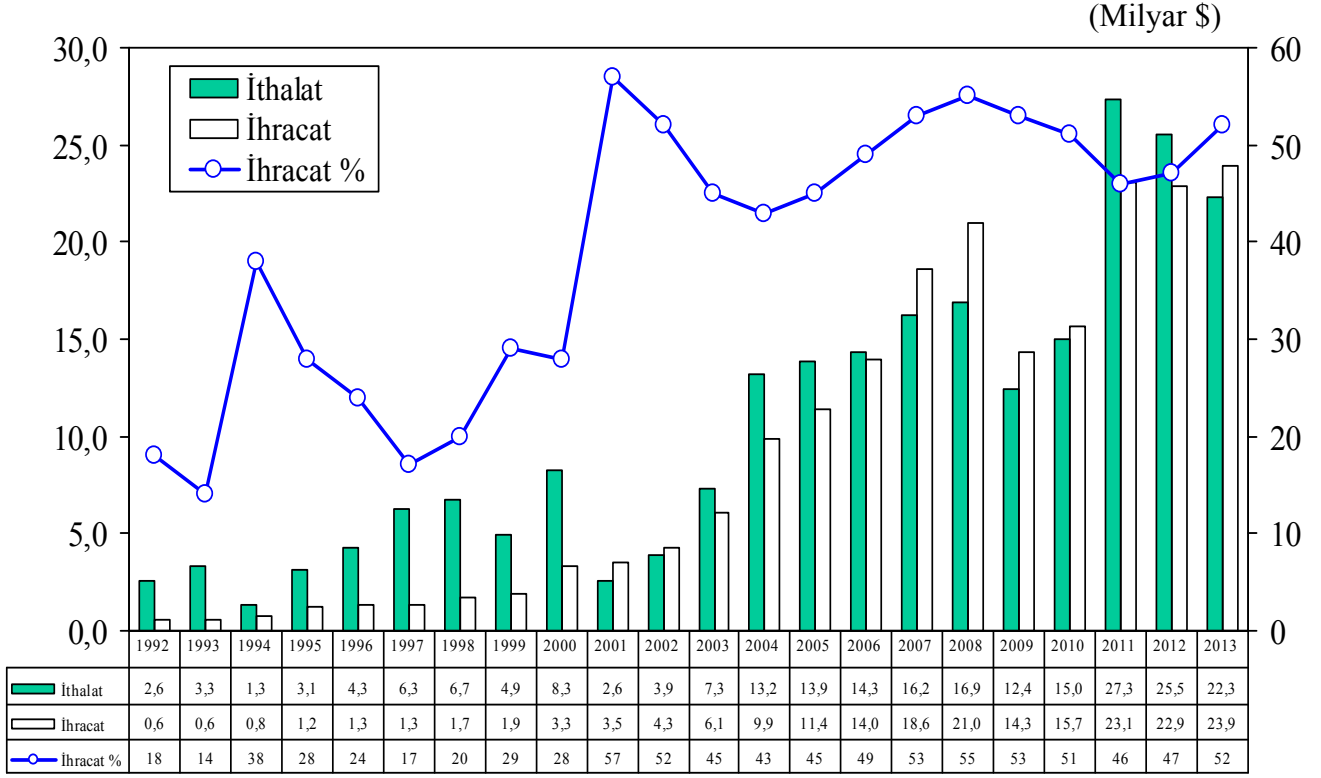
(milyon \$)



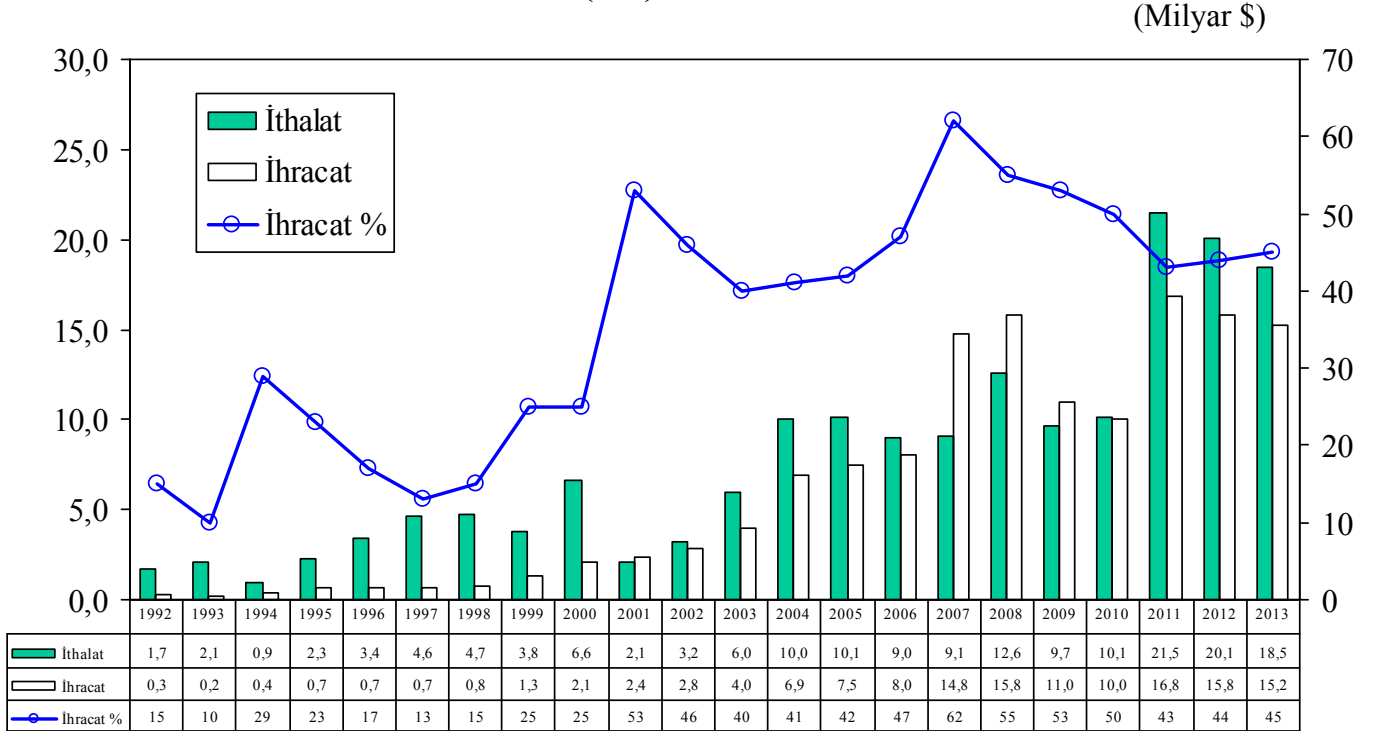
	1992	1993	1994	1995	1996	1997	1998	1999	2000	2001	2002	2003	2004	2005	2006	2007	2008	2009	2010	2011	2012	2013
İhracat	127	155	201	433	485	331	354	882	1.015	1.652	2.192	4.007	6.875	7.773	9.725	12.754	14.655	9.670	9.909	11.576	10.470	11.998
İthalat	534	1.042	307	470	1.255	2.341	2.060	1.700	3.407	763	1.154	3.441	6.711	6.581	6.391	6.749	6.695	5.089	8.410	11.135	9.381	11.033



Türkiye Toplamı



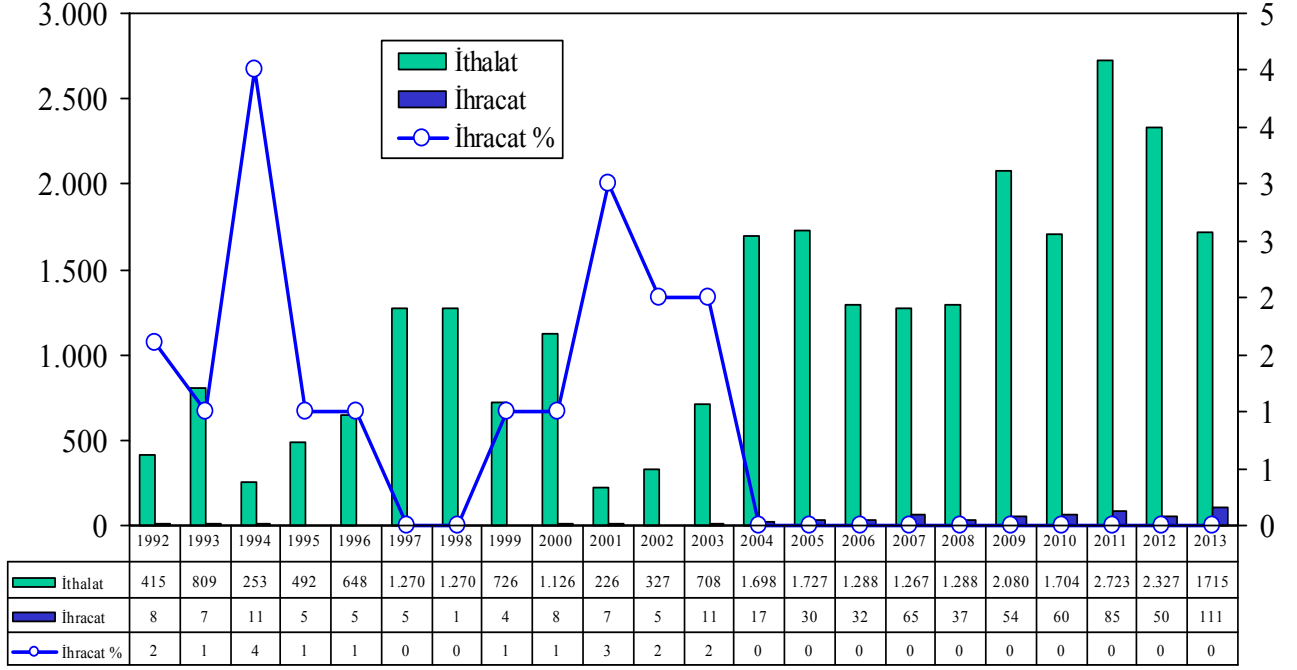
(AB)+EFTA



1992-2003 AB(15 ülke) verilerini,
2004 ve 2005 AB (25 ülke) verilerini,
2007-2012 AB (27 ülke) ve 2013 AB (28) verilerini kapsar.

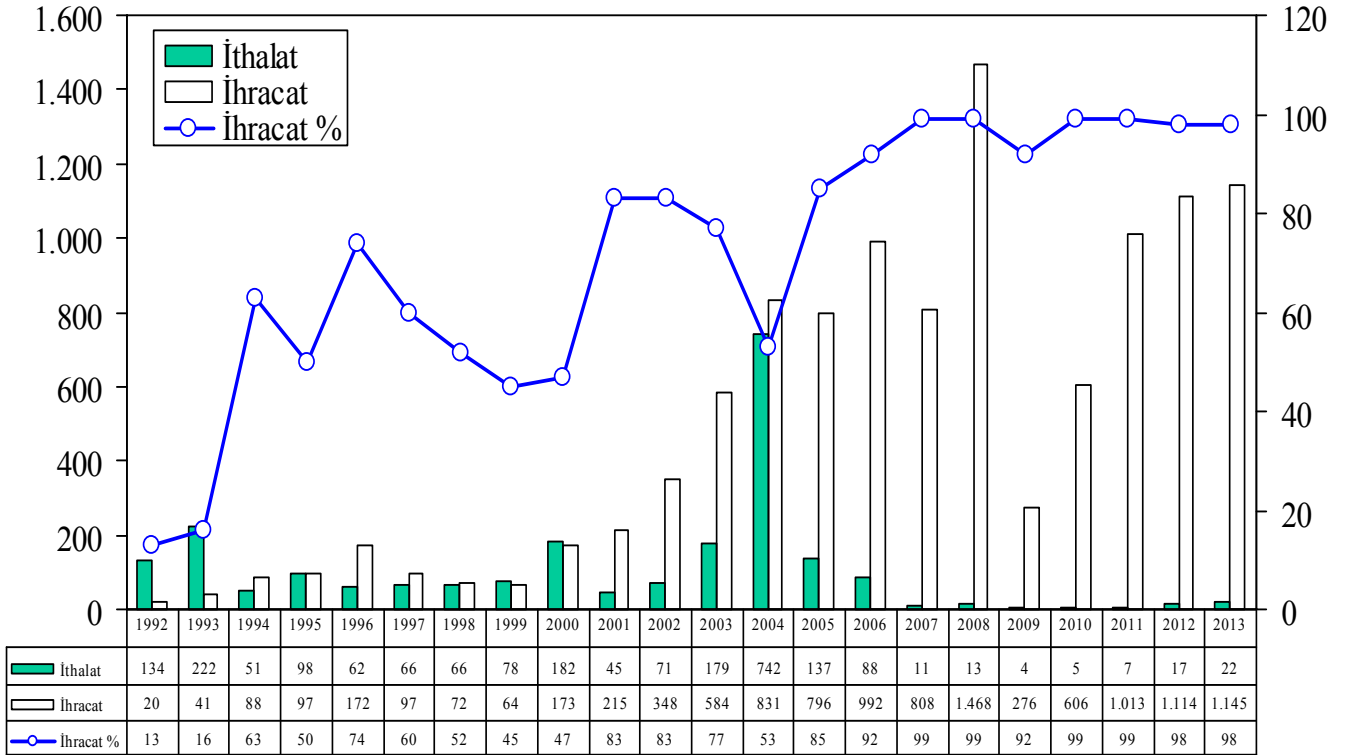
Uzak Doğu

(Milyon \$)



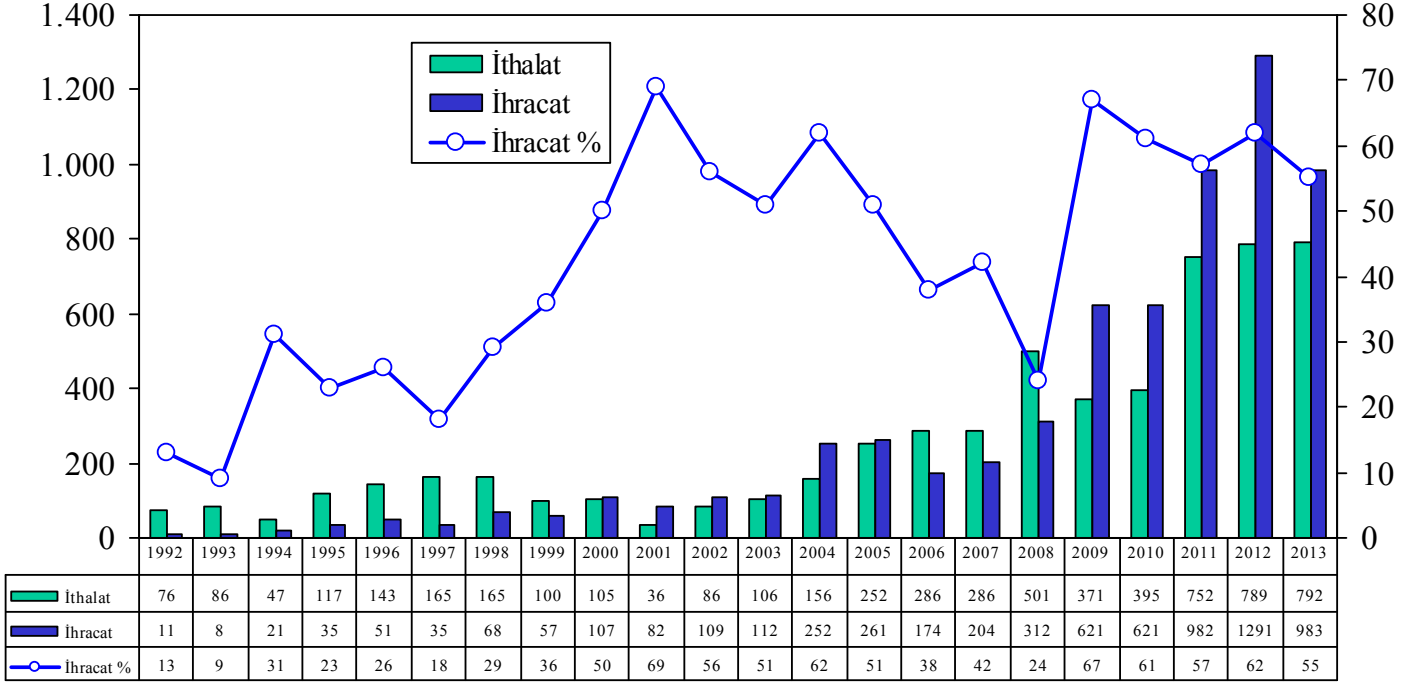
Doğu Avrupa

(Milyon \$)



NAFTA

(Milyon \$)



Bölüm II. Motorlu Taşıt Araçları İhracatı

Motorlu Taşıt Araçları İhracatı

Araç	1992		1993		1994		1995		1996		1997		1998		1999		2000		2001		2002	
	Adet	Bin \$	Adet	Bin \$	Adet	Bin \$	Adet	Bin \$	Adet	Bin \$	Adet	Bin \$	Adet	Bin \$	Adet	Bin \$	Adet	Bin \$	Adet	Bin \$	Adet	Bin \$
Otomobil	8.751	72.860	7.812	53.943	12.707	70.288	32.715	250.929	25.716	197.594	20.715	108.607	18.185	103.455	73.320	674.472	83.314	623.310	151.393	969.671	166.851	1.270.718
Minibüs	227	3.839	74	1.414	113	1.487	219	3.181	945	16.521	602	7.647	700	9.234	93	1.266	786	15.592	1.189	14.347	675	7.420
Midibüs	54	1.540	126	8.158	217	10.754	251	8.207	343	10.695	431	12.295	2.281	36.710	5.468	57.577	2.820	27.478	1.885	20.354	1.484	18.975
Otobüs	378	44.546	922	84.640	825	106.131	1.008	131.158	1.959	227.068	2.139	166.976	2.741	163.315	823	77.647	2.706	227.197	3.400	272.350	3.698	185.987
Kamyonet	49	793	55	1.243	722	6.112	1.328	26.599	590	11.918	936	19.148	734	14.635	949	10.043	6.603	61.489	36.694	310.915	76.617	645.755
Kamyon	79	2.701	65	2.854	244	5.711	495	12.286	461	13.655	409	9.402	280	5.290	838	18.162	700	15.212	4.233	47.465	1.324	35.895
Traktör	30	395	125	2.369	54	546	25	162	962	7.991	759	6.579	2.088	21.536	4.413	42.818	4.893	45.427	2.351	16.955	3.329	26.864
Toplam	9.568	126.674	9.179	154.621	14.882	201.029	36.041	432.522	30.976	485.442	25.991	330.654	27.009	354.175	85.904	881.985	101.822	1.015.705	201.145	1.652.057	253.978	2.191.614

Araç	2003		2004		2005		2006		2007		2008		2009		2010		2011		2012		2013	
	Adet	Bin \$	Adet	Bin \$	Adet	Bin \$	Adet	Bin \$	Adet	Bin \$	Adet	Bin \$	Adet	Bin \$	Adet	Bin \$	Adet	Bin \$	Adet	Bin \$	Adet	Bin \$
Otomobil	225.534	2.196.799	320.321	3.928.499	337.373	4.331.274	441.089	5.641.160	503.679	6.838.519	534.009	7.458.011	457.106	6.078.240	485.372	6.199.126	496.348	6.387.303	485.341	5.993.022	549.816	6.819.126
Minibüs	1.197	16.805	2.095	29.272	6.147	103.820	4.766	85.858	7.220	143.158	7.717	167.659	4.983	105.149	5.930	115.938	6.465	137.489	7.954	163.905	7.428	155.392
Midibüs	491	10.760	372	17.038	186	11.810	498	23.427	507	22.480	1.578	39.336	224	9.636	147	14.578	137	5.561	118	6.039	849	72.649
Otobüs	3.904	466.400	3.898	509.842	4.773	610.085	5.242	713.074	6.733	1.027.180	7.370	1.204.186	5.550	898.345	1.729	321.275	4.937	892.136	5.318	839.699	4.793	868.493
Kamyonet	109.042	1.110.165	180.684	2.133.209	199.233	2.319.478	237.335	2.837.629	280.767	3.800.513	335.859	4.752.768	159.903	2.151.206	249.970	3.200.560	256.309	3.656.191	207.798	2.895.401	236.695	3.437.370
Kamyon	1.889	56.167	2.664	110.463	5.144	273.225	3.979	222.974	9.924	673.883	10.250	762.087	2.472	198.656	2.697	191.944	1.974	132.131	3.473	248.343	2.668	179.911
Traktör	12.685	149.949	10.327	146.518	8.335	123.781	9.844	147.459	9.272	157.182	10.728	221.208	9.232	176.986	9.770	191.228	12.847	365.363	16.176	324.014	15.357	384.523
Toplam	354.742	4.007.045	520.361	6.874.841	561.191	7.773.473	702.753	9.671.581	818.102	12.662.915	907.511	14.605.255	639.470	9.618.218	755.615	10.234.649	779.017	11.576.174	726.178	10.470.423	817.606	11.917.464

Motorlu Taşıt Araçları İhracatı (1992/1)

Ülkeler	Otomobil		Minibüs		Midibüs		Otobüs		Kamyonet		Kamyon		Traktör	
	Adet	\$	Adet	\$	Adet	\$	Adet	\$	Adet	\$	Adet	\$	Adet	\$
ALMANYA	391	4.151.854	0	0	0	0	4	944.763	0	0	1	32.124	0	0
AVUSTURYA	0	0	0	0	0	0	1	213.836	0	0	0	0	0	0
BELÇİKA	0	0	10	139.000	0	0	2	357.973	0	0	0	0	0	0
DANİMARKA	0	0	0	0	0	0	0	0	0	0	0	0	0	0
FİNLANDİYA	0	0	0	0	0	0	0	0	0	0	2	156.725	0	0
FRANSA	1.755	13.977.628	0	0	0	0	17	2.609.418	0	0	0	0	0	0
HOLLANDA	48	418.846	0	0	0	0	0	0	0	0	0	0	0	0
İNGİLTERE	1	7.891	0	0	0	0	0	0	0	0	2	49.000	0	0
İSPANYA	778	8.858.618	0	0	0	0	0	0	0	0	0	0	0	0
İSVİÇRE	23	1.723.833	0	0	0	0	5	1.211.693	0	0	0	0	0	0
İTALYA	680	7.771.169	0	0	2	20.000	0	0	0	0	0	0	0	0
İSVEÇ	0	0	0	0	0	0	0	0	0	0	0	0	0	0
NORVEÇ	0	0	0	0	0	0	0	0	0	0	0	0	0	0
PORTEKİZ	0	0	0	0	0	0	0	0	0	0	0	0	0	0
YUNANİSTAN	2	13.190	0	0	0	0	0	0	0	0	0	0	0	0
AB + EFTA TOPLAMI	3.678	36.923.029	10	139.000	2	20.000	29	5.337.683	0	0	5	237.849	0	0
BULGARİSTAN	50	431.220	5	163.485	0	0	46	6.861.480	17	153.658	0	0	0	0
YUGOSLAVYA	0	0	0	0	0	0	3	356.264	0	0	0	0	0	0
ÇEK CUMHURİYETİ	2	20.120	2	28.004	0	0	0	0	0	0	0	0	0	0
MAKEDONYA	0	0	0	0	0	0	0	0	0	0	0	0	0	0
ROMANYA	18	169.847	12	188.521	6	74.117	0	0	6	55.910	0	0	0	0
POLONYA	3	32.153	0	0	0	0	22	3.981.972	3	25.375	0	0	0	0
BOSNA-HERSEK	0	0	0	0	0	0	0	0	0	0	0	0	0	0
UKRAYNA	0	0	1	25.250	3	94.500	0	0	0	0	1	152.351	1	12.600
HIRVADİSTAN	0	0	0	0	0	0	0	0	0	0	0	0	0	0
SİRBİSTAN	0	0	0	0	0	0	0	0	0	0	0	0	0	0
MACARİSTAN	0	0	10	124.000	0	0	0	0	0	0	0	0	0	0
LİTVANYA	0	0	0	0	0	0	0	0	0	0	0	0	0	0
LETONYA	0	0	0	0	0	0	0	0	0	0	0	0	0	0
ESTONYA	0	0	0	0	0	0	0	0	0	0	0	0	0	0
MOLDOVYA	0	0	0	0	0	0	0	0	0	0	0	0	0	0
SLOVENYA	0	0	0	0	0	0	0	0	0	0	0	0	0	0
SLOVAKYA CUM.	0	0	0	0	0	0	0	0	0	0	0	0	0	0
ARNAVUTLUK	2	34.000	80	1.030.000	0	0	0	0	0	0	5	168.000	0	0
D.AVRUPA TOPLAMI	75	687.340	110	1.559.260	9	168.617	71	11.199.716	26	234.943	6	320.351	1	12.600
AFGANİSTAN	0	0	0	0	0	0	0	0	0	0	0	0	0	0
BAHREYN	0	0	0	0	0	0	0	0	0	0	0	0	0	0
İSRAİL	0	0	0	0	0	0	0	0	0	0	0	0	0	0
ÜRDÜN	42	218.800	0	0	1	38.000	3	370.820	0	0	0	0	0	0
YEMEN	0	0	0	0	0	0	0	0	0	0	0	0	0	0
UMMMAN	0	0	0	0	0	0	0	0	0	0	0	0	0	0
KUVEYT	0	0	0	0	0	0	0	0	0	0	4	122.288	0	0
KATAR	0	0	0	0	0	0	1	1.316	0	0	0	0	0	0
SURİYE	19	131.570	10	142.500	16	458.492	49	6.747.260	0	0	0	0	0	0
LÜBNAN	53	355.292	0	0	1	38.000	1	15.000	0	0	0	0	0	0
BAE	0	0	0	0	0	0	0	0	0	0	0	0	0	0
DUBAİ	0	0	0	0	0	0	0	0	0	0	4	51.180	0	0
SUUDİ ARABİSTAN	0	0	0	0	0	0	98	2.499.120	0	0	12	172.104	0	0
ORTA DOĞU TOPLAMI	114	705.662	10	142.500	18	534.492	152	9.633.516	0	0	20	345.572	0	0

Motorlu Taşıt Araçları İhracatı (1992/2)

Ülkeler	Otomobil		Minibüs		Midibüs		Otobüs		Kamyonet		Kamyon		Traktör	
	Adet	\$	Adet	\$	Adet	\$	Adet	\$	Adet	\$	Adet	\$	Adet	\$
AZERBEYCAN	2	34.000	1	17.500	0	0	0	0	0	0	0	0	0	0
RUSYA	56	516.690	9	123.905	1	18.500	66	8.817.778	12	208.810	1	20.812	8	93.542
BEYAZ RUSYA	0	0	1	13.540	0	0	0	0	2	40.800	0	0	0	0
GÜRCİSTAN	0	0	0	0	0	0	1	7.400	0	0	0	0	0	0
KIRGIZİSTAN	0	0	0	0	0	0	0	0	0	0	0	0	0	0
KAZAKİSTAN	223	2.286.600	44	875.000	0	0	0	0	3	56.720	4	148.800	0	0
ÖZBEKİSTAN	0	0	4	70.000	0	0	17	2.340.476	0	0	0	0	0	0
TÜRKMENİSTAN	1	6.500	0	0	0	0	0	0	0	0	0	0	0	0
BAĞ.DEV. TOPLAMI	282	2.843.790	59	1.099.945	1	18.500	84	11.165.654	17	306.330	5	169.612	8	93.542
SRİLANKA	0	0	0	0	0	0	0	0	0	0	0	0	0	0
JAPONYA	0	0	0	0	0	0	0	0	0	0	0	0	0	0
HONG HONG	0	0	0	0	0	0	0	0	0	0	0	0	0	0
G.KORE	0	0	0	0	0	0	0	0	0	0	0	0	0	0
U.DOĞU TOPLAMI	0	0	0	0	0	0	0	0	0	0	0	0	0	0
ABD	30	225.978	0	0	0	0	0	0	0	0	10	374.500	0	0
ARJANTİN	1	9.845	0	0	0	0	0	0	0	0	0	0	0	0
URUGUAY	0	0	0	0	1	21.900	0	0	0	0	1	13.050	0	0
KANADA	0	0	0	0	0	0	0	0	0	0	10	413.160	0	0
VENEZUELLA	0	0	0	0	1	18.300	0	0	0	0	0	0	0	0
AMERİKA TOPLAMI	31	235.823	0	0	2	40.200	0	0	0	0	21	800.710	0	0
PAKİSTAN	0	0	0	0	0	0	0	0	0	0	0	0	0	0
BANGLADEŞ	1	11.250	0	0	0	0	0	0	0	0	0	0	0	0
FİLİPİNLER	1	7.850	0	0	0	0	0	0	0	0	0	0	0	0
İRAN	6	312.486	0	0	0	0	0	0	0	0	0	0	7	139.335
VIETNAM	0	0	0	0	0	0	0	0	0	0	0	0	0	0
ASYA TOPLAMI	8	331.586	0	0	0	0	0	0	0	0	0	0	7	139.335
CEZAYİR	19	124.590	10	199.000	2	46.000	0	0	0	0	0	0	0	0
FAS	1	11.450	0	0	0	0	0	0	0	0	0	0	0	0
FİLDİŞİ	0	0	0	0	0	0	0	0	0	0	0	0	0	0
GAMBİA	0	0	0	0	0	0	0	0	0	0	0	0	0	0
KENYA	0	0	0	0	0	0	0	0	0	0	0	0	0	0
LİBYA	17	122.416	0	0	0	0	0	0	5	242.500	0	0	0	0
SENEGAL	0	0	0	0	0	0	0	0	0	0	0	0	0	0
MİSİR	3.304	21.853.568	0	0	18	676.533	42	7.209.983	0	0	0	0	0	0
GANA	0	0	0	0	0	0	0	0	0	0	20	826.320	0	0
MOZAMBİK	0	0	0	0	0	0	0	0	0	0	0	0	12	123.000
NİJERYA	0	0	0	0	0	0	0	0	0	0	0	0	0	0
TUNUS	1	7.042	0	0	0	0	0	0	0	0	0	0	0	0
UGANDA	0	0	0	0	0	0	0	0	0	0	0	0	0	0
ZAMBİA	0	0	0	0	0	0	0	0	0	0	0	0	0	0
ZİMBABVE	0	0	0	0	0	0	0	0	0	0	0	0	0	0
SUDAN	0	0	0	0	0	0	0	0	0	0	2	1.500	0	0
MALAVİ	0	0	0	0	0	0	0	0	0	0	0	0	0	0
ETİOPYA	0	0	0	0	0	0	0	0	0	0	0	0	0	0
GABON	0	0	0	0	0	0	0	0	0	0	0	0	0	0
GÜNEY AFİRKA	0	0	0	0	0	0	0	0	0	0	0	0	0	0
AFİRKA TOPLAMI	3.342	22.119.066	10	199.000	20	722.533	42	7.209.983	5	242.500	22	827.820	12	123.000
AHL SER.B.	0	0	0	0	0	0	0	0	0	0	0	0	0	0
GÜMRÜK MAĞ.	0	0	0	0	0	0	0	0	0	0	0	0	0	0
K.K.TÜRK CUM.	1.221	9.013.120	28	698.951	2	36.608	0	0	1	9.512	0	0	2	27.001
İSTANBUL DERİ MAĞ.	0	0	0	0	0	0	0	0	0	0	0	0	0	0
MERSİN SER.B	0	0	0	0	0	0	0	0	0	0	0	0	0	0
DİĞERLERİ	1.221	9.013.120	28	698.951	2	36.608	0	0	1	9.512	0	0	2	27.001
GENEL TOPLAM	8.751	72.859.416	227	3.838.656	54	1.540.950	378	44.546.552	49	793.285	79	2.701.914	30	395.478

Motorlu Taşıt Araçları İhracatı (1993/1)

Ülkeler	Otomobil		Minibüs		Midibüs		Otobüs		Kamyonet		Kamyon		Traktör	
	Adet	\$	Adet	\$	Adet	\$	Adet	\$	Adet	\$	Adet	\$	Adet	\$
ALMANYA	19	179.483	0	0	0	0	118	10.103.894	0	0	1	64.484	0	0
AVUSTURYA	0	0	0	0	0	0	1	212.691	0	0	0	0	1	2.866
BELÇİKA	0	0	0	0	0	0	6	10.207.535	0	0	0	0	0	0
DANİMARKA	0	0	0	0	0	0	1	226.074	0	0	0	0	0	0
FİNLANDIYA	0	0	0	0	0	0	0	0	0	0	0	0	0	0
FRANSA	437	2.881.924	0	0	0	0	31	6.046.687	0	0	0	0	0	0
HOLLANDA	0	0	0	0	0	0	0	0	0	0	0	0	0	0
İNGİLTERE	1	9.750	0	0	0	0	0	0	0	0	2	70.865	0	0
İSPANYA	0	0	0	0	0	0	0	0	0	0	0	0	0	0
İSVİÇRE	1	12.901	0	0	0	0	24	5.050.906	0	0	0	0	0	0
İTALYA	0	0	0	0	0	0	4	666.986	0	0	1	24.286	0	0
İSVEÇ	0	0	0	0	1	38.000	0	0	0	0	0	0	0	0
NORVEÇ	0	0	0	0	0	0	0	0	0	0	0	0	0	0
PORTEKİZ	0	0	0	0	0	0	0	0	0	0	0	0	0	0
YUNANİSTAN	0	0	0	0	0	0	0	0	0	0	0	0	0	0
AB + EFTA TOPLAMI	458	3.084.058	0	0	1	38.000	185	32.514.773	0	0	4	159.635	1	2.866
BULGARİSTAN	16	134.046	11	175.211	13	283.890	2	50.000	0	0	0	19.750	0	0
YUGOSLAVYA	0	0	0	0	0	0	0	0	0	0	0	0	0	0
ÇEK CUMHURİYETİ	0	0	0	0	0	0	0	0	0	0	0	0	0	0
MAKEDONYA	9	98.184	0	0	0	0	0	0	0	0	0	0	0	0
ROMANYA	13	91.623	6	92.685	1	17.400	2	35.510	3	44.820	11	397.100	0	0
POLONYA	1	11.846	16	269.810	0	0	1	218.479	0	0	0	0	0	0
BOSNA-HERSEK	1	7.372	0	0	0	0	0	0	0	0	0	0	0	0
UKRAYNA	20	197.539	2	38.000	0	0	0	0	0	0	0	0	0	0
HIRVADİSTAN	0	0	0	0	0	0	1	21.460	0	0	0	0	0	0
SİRBİSTAN	0	0	0	0	0	0	0	0	0	0	0	0	0	0
MACARİSTAN	1	15.625	0	0	0	0	0	0	0	0	0	0	0	0
LİTVANYA	0	0	0	0	0	0	0	0	0	0	0	0	0	0
LETONYA	8	59.848	0	0	0	0	0	0	0	0	0	0	0	0
ESTONYA	0	0	0	0	0	0	0	0	0	0	0	0	0	0
MOLDOVYA	0	0	0	0	0	0	0	0	0	0	0	0	0	0
SLOVENYA	8	56.153	0	0	0	0	0	0	0	0	0	0	0	0
SLOVAKYA CUM.	0	0	0	0	0	0	0	0	0	0	0	0	0	0
ARNAVUTLUK	1	6.500	0	0	1	18.400	0	0	1	14.600	0	0	0	0
D.AVRUPA TOPLAMI	78	678.736	35	575.706	15	319.690	6	325.449	4	59.420	11	416.850	0	0
AFGANİSTAN	0	0	0	0	0	0	0	0	0	0	0	0	0	0
BAHREYN	0	0	0	0	0	0	0	0	0	0	0	0	0	0
İSRAİL	0	0	0	0	30	4.019.077	0	0	0	0	0	0	0	0
ÜRDÜN	65	343.741	0	0	0	0	0	0	0	0	0	0	0	0
YEMEN	0	0	0	0	0	0	0	0	0	0	0	0	2	14.162
UMMMAN	1	8.050	0	0	0	0	0	0	0	0	0	0	0	0
KUVEYT	0	0	0	0	0	0	0	0	0	0	3	124.112	0	0
KATAR	0	0	0	0	0	0	0	0	0	0	0	0	0	0
SURİYE	0	0	2	35.000	22	720.000	63	8.592.101	0	0	0	0	0	0
LÜBNAN	12	96.490	0	0	2	59.650	0	0	0	0	0	0	0	0
BAE	20	283.330	0	0	0	0	0	0	0	0	0	0	0	0
DUBAİ	0	0	0	0	0	0	0	0	0	0	3	159.000	0	0
ABUDABİ	0	0	0	0	0	0	2	302.436	0	0	0	0	0	0
SUUDİ ARABİSTAN	5	45.597	0	0	0	0	15	681.000	0	0	0	0	0	0
ORTA DOĞU TOPLAMI	103	777.208	2	35.000	54	4.798.727	80	9.575.537	0	0	6	283.112	2	14.162

Motorlu Taşıt Araçları İhracatı (1993/2)

Ülkeler	Otomobil		Minibüs		Midibüs		Otobüs		Kamyonet		Kamyon		Traktör	
	Adet	\$	Adet	\$	Adet	\$	Adet	\$	Adet	\$	Adet	\$	Adet	\$
AZERBEYCAN	172	1.590.513	0	0	0	0	0	0	0	0	0	0	0	0
RUSYA	87	665.694	3	52.185	4	212.025	108	14.943.845	23	409.170	0	0	0	0
BEYAZ RUSYA	3	17.600	0	0	0	0	0	0	0	0	0	0	0	0
GÜRCİSTAN	24	254.292	0	0	0	0	10	1.249.870	0	0	10	660.000	0	0
KIRGIZİSTAN	4	45.000	0	0	0	0	0	0	0	0	0	0	0	0
KAZAKİSTAN	97	1.157.711	27	634.136	0	0	0	0	0	0	0	0	0	0
ÖZBEKİSTAN	975	7.543.846	4	65.000	40	2.400.000	511	22.508.838	1	50.000	0	0	0	0
TÜRKMENİSTAN	399	3.689.575	1	14.500	4	94.440	0	0	6	126.850	0	0	106	1.622.860
BAĞ. DEV. TOPLAMI	1.761	14.964.231	35	765.821	48	2.706.465	629	38.702.553	30	586.020	10	660.000	106	1.622.860
SRİLANKA	0	0	0	0	0	0	0	0	0	0	0	0	0	0
JAPONYA	3	27.454	0	0	0	0	0	0	0	0	0	0	10	8.892
HONG HONG	0	0	0	0	0	0	0	0	0	0	0	0	0	0
G.KORE	0	0	0	0	0	0	0	0	0	0	0	0	0	0
U.DOĞU TOPLAMI	3	27.454	0	0	0	0	0	0	0	0	0	0	10	8.892
ABD	26	200.777	0	0	0	0	0	0	0	0	0	0	0	0
ARJANTİN	0	0	0	0	0	0	0	0	0	0	0	0	0	0
URUGUAY	0	0	0	0	0	0	0	0	0	0	0	0	0	0
KANADA	0	0	0	0	0	0	0	0	0	0	0	0	0	0
VENEZUELLA	0	0	0	0	0	0	0	0	0	0	0	0	0	0
MEKSİKA	1	31.933	0	0	0	0	0	0	0	0	0	0	0	0
KÜBA	1	14.598	0	0	0	0	0	0	0	0	0	0	0	0
AMERİKA TOPLAMI	28	247.308	0	0	0	0	0	0	0	0	0	0	0	0
PAKİSTAN	3	20.970	0	0	0	0	0	0	0	0	0	0	0	0
BANGLADEŞ	0	0	0	0	0	0	0	0	0	0	0	0	0	0
FİLİPİNLER	0	0	0	0	0	0	0	0	0	0	0	0	0	0
ENDONEZYA	0	0	1	22.950	0	0	0	0	0	0	0	0	0	0
İRAN	0	0	0	0	0	0	0	0	0	0	0	0	0	0
VIETNAM	0	0	0	0	0	0	0	0	0	0	0	0	0	0
ASYA TOPLAMI	3	20.970	1	22.950	0	0	0	0	0	0	0	0	0	0
CEZAYİR	1	11.200	0	0	0	0	0	0	0	0	0	0	0	0
FAS	0	0	0	0	0	0	0	0	0	0	0	0	0	0
FİLDİŞİ	0	0	0	0	0	0	0	0	0	0	0	0	0	0
GAMBİA	0	0	0	0	0	0	0	0	0	0	0	0	0	0
KENYA	0	0	0	0	0	0	0	0	0	0	0	0	0	0
LİBYA	43	382.616	0	0	1	26.200	2	277.209	1	16.800	0	0	1	18.540
SENEGAL	0	0	0	0	0	0	0	0	0	0	0	0	0	0
MİSİR	4.111	23.526.480	0	0	7	269.230	15	2.542.511	0	0	0	0	0	0
GANA	0	0	0	0	0	0	0	0	0	0	0	0	0	0
MOZAMBİK	0	0	0	0	0	0	0	0	0	0	0	0	0	0
NİJERYA	0	0	0	0	0	0	0	0	0	0	30	1.185.000	0	0
TUNUS	3	30.400	0	0	0	0	0	0	0	0	0	0	0	0
UGANDA	0	0	0	0	0	0	0	0	0	0	0	0	0	0
ZAMBİA	0	0	0	0	0	0	0	0	0	0	0	0	0	0
ZİMBABVE	0	0	0	0	0	0	0	0	0	0	0	0	0	0
SUDAN	0	0	0	0	0	0	0	0	0	0	0	0	0	0
MALAVİ	0	0	0	0	0	0	0	0	0	0	0	0	0	0
ETİOPYA	0	0	0	0	0	0	0	0	0	0	0	0	0	0
GABON	0	0	0	0	0	0	0	0	0	0	0	0	0	0
GİNE	0	0	0	0	0	0	0	0	0	0	3	122.570	0	0
GÜNEY AFRIKA	0	0	0	0	0	0	0	0	0	0	0	0	0	0
KAMERUN	0	0	0	0	0	0	5	701.705	0	0	0	0	5	701.705
AFRİKA TOPLAMI	4.158	23.950.696	0	0	8	295.430	22	3.521.425	1	16.800	33	1.307.570	6	720.245
AHL SER.B.	0	0	0	0	0	0	0	0	0	0	0	0	0	0
GÜMRÜK MAĞ.	7	79.556	0	0	0	0	0	0	0	0	0	0	0	0
K.K.TÜRK CUM.	1.197	10.059.409	1	14.500	0	0	0	0	20	580.949	1	26.500	0	0
İSTANBUL DERİ MAĞ.	0	0	0	0	0	0	0	0	0	0	0	0	0	0
MERSİN SER.B	16	53.431	0	0	0	0	0	0	0	0	0	0	0	0
DİĞERLERİ	1.220	10.192.396	1	14.500	0	0	0	0	20	580.949	1	26.500	0	0
GENEL TOPLAM	7.812	53.943.057	74	1.413.977	126	8.158.312	922	84.639.737	55	1.243.189	65	2.853.667	125	2.369.025

Motorlu Taşıt Araçları İhracatı (1994/1)

Ülkeler	Otomobil		Minibüs		Midibüs		Otobüs		Kamyonet		Kamyon		Traktör	
	Adet	\$	Adet	\$	Adet	\$	Adet	\$	Adet	\$	Adet	\$	Adet	\$
ALMANYA	69	328.031	2	31.370	0	0	84	15.282.829	1	13.320	0	0	0	0
AVUSTURYA	0	0	0	0	0	0	2	448.029	4	46.976	0	0	0	0
BELÇİKA	1	6.476	6	140.918	0	0	2	373.850	0	0	0	0	0	0
DANİMARKA	0	0	0	0	0	0	1	224.452	0	0	0	0	0	0
FİNLANDİYA	1	14.100	0	0	0	0	0	0	0	0	0	0	0	0
FRANSA	6	70.742	0	0	0	0	40	7.542.128	0	0	0	0	0	0
HOLLANDA	4	17.029	0	0	0	0	5	968.406	0	0	6	163.200	6	59.826
İNGİLTERE	2	16.856	0	0	0	0	0	0	1	5.000	0	0	2	19.000
İSPANYA	0	0	0	0	0	0	0	0	0	0	0	0	0	0
İSVİÇRE	0	0	0	0	2	193.334	10	2.150.669	0	0	0	0	0	0
İTALYA	4	33.468	0	0	0	0	13	1.798.773	0	0	41	481.171	0	0
İSVEÇ	4	43.580	0	0	0	0	0	0	0	0	0	0	0	0
NORVEÇ	0	0	0	0	0	0	0	0	0	0	0	0	0	0
PORTEKİZ	0	0	0	0	0	0	1	172.006	0	0	0	0	0	0
YUNANİSTAN	0	0	0	0	0	0	0	0	0	0	0	0	0	0
AB + EFTA TOPLAMI	91	530.282	8	172.288	2	193.334	158	28.961.142	6	65.296	47	644.371	8	78.826
BULGARİSTAN	180	1.012.522	25	324.412	16	442.033	9	527.700	6	80.272	0	0	1	1.500
YUGOSLAVYA	0	0	0	0	0	0	0	0	0	0	0	0	0	0
ÇEK CUMHURİYETİ	0	0	0	0	0	0	0	0	0	0	0	0	0	0
MAKEDONYA	422	2.660.054	2	25.543	0	0	10	446.449	15	194.351	0	0	0	0
ROMANYA	77	205.380	0	0	6	332.290	3	511.730	0	0	31	1.118.500	0	0
POLONYA	1	6.625	0	0	0	0	0	0	0	0	0	0	0	0
BOSNA-HERSEK	1	9.500	0	0	0	0	0	0	0	0	0	0	0	0
UKRAYNA	186	916.236	2	32.750	7	162.406	9	807.024	163	816.374	0	0	0	0
HIRVADİSTAN	0	0	0	0	0	0	1	57.876	0	0	0	0	0	0
SİRBİSTAN	0	0	0	0	0	0	0	0	0	0	0	0	0	0
MACARİSTAN	1	7.875	0	0	0	0	1	105.228	0	0	0	0	2	8.000
LİTVANYA	8	38.000	0	0	0	0	0	0	1	113.500	0	0	0	0
LETONYA	0	0	0	0	0	0	0	0	2	33.200	0	0	0	0
ESTONYA	0	0	0	0	0	0	0	0	0	0	0	0	0	0
MOLDOVYA	5	33.900	0	0	0	0	0	0	0	0	0	0	0	0
SLOVENYA	0	0	0	0	0	0	4	770.306	0	0	0	0	0	0
SLOVAKYA CUM.	0	0	0	0	0	0	0	0	0	0	0	0	0	0
ARNAVÜTLÜK	1	5.400	0	0	1	17.000	2	92.000	0	0	1	29.978	0	0
D.AVRUPA TOPLAMI	882	4.895.492	29	382.705	30	953.729	39	3.318.313	187	1.237.697	32	1.148.478	3	9.500
AFGANİSTAN	0	0	0	0	0	0	0	0	0	0	0	0	0	0
BAHREYN	0	0	0	0	0	0	2	50.500	0	0	0	0	0	0
İSRAİL	1	6.175	0	0	75	6.319.051	0	0	0	0	0	0	0	0
ÜRDÜN	8	33.700	28	234.500	30	667.002	20	1.817.051	35	81.340	27	717.768	0	0
YEMEN	0	0	0	0	0	0	0	0	0	0	0	0	0	0
UMMMAN	1	6.175	0	0	0	0	0	0	0	0	0	0	0	0
KUVEYT	1	6.175	0	0	0	0	3	41.209	0	0	11	215.604	0	0
KATAR	0	0	0	0	0	0	0	0	0	0	0	0	0	0
SURİYE	109	540.450	0	0	2	38.000	69	8.835.104	404	2.921.790	57	806.080	17	193.925
LÜBNAN	0	0	0	0	3	31.829	0	0	0	0	0	0	0	0
BAE	0	0	0	0	0	0	0	0	0	0	0	0	0	0
DUBAİ	0	0	0	0	0	0	0	0	0	0	4	64.000	0	0
ABUDABİ	0	0	0	0	0	0	0	0	0	0	0	0	0	0
SUUDİ ARABİSTAN	2	11.996	0	0	1	17.000	50	808.771	0	0	1	5.102	0	0
ORTA DOĞU TOPLAMI	122	604.671	28	234.500	111	7.072.882	144	11.552.635	439	3.003.130	100	1.808.554	17	193.925
AZERBEYCAN	152	804.059	2	36.319	0	0	2	27.485	4	72.400	1	24.420	0	0
RUSYA	355	1.784.270	10	175.592	43	1.300.381	383	51.794.340	10	142.320	10	201.400	7	92.400
BEYAZ RUSYA	3	12.600	0	0	0	0	0	0	0	0	0	0	0	0
GÜRCİSTAN	174	993.232	6	83.334	5	72.500	0	0	5	63.620	0	0	0	0
KIRGIZİSTAN	2	12.430	0	0	0	0	0	0	1	13.550	0	0	0	0
KAZAKİSTAN	128	818.352	0	0	3	149.874	38	5.320.170	25	524.253	5	173.069	1	6.050
ÖZBEKİSTAN	1.032	8.230.444	1	11.802	5	115.053	0	0	0	0	0	0	0	0
TACİKİSTAN	1	4.600	0	0	0	0	0	0	0	0	0	0	0	0
TÜRKMENİSTAN	171	1.013.839	1	17.750	7	166.181	6	125.263	3	18.900	27	884.400	0	0
BAĞ.DEV. TOPLAMI	2.018	13.673.826	20	324.797	63	1.803.989	429	57.267.258	48	835.043	43	1.283.289	8	98.450

Motorlu Taşıt Araçları İhracatı (1994/2)

Ülkeler	Otomobil		Minibüs		Midibüs		Otobüs		Kamyonet		Kamyon		Traktör	
	Adet	\$	Adet	\$	Adet	\$	Adet	\$	Adet	\$	Adet	\$	Adet	\$
SRİLANKA	0	0	0	0	0	0	0	0	0	0	0	0	0	0
JAPONYA	1	9.810	0	0	2	47.025	1	20.500	0	0	0	0	0	0
HONG HONG	0	0	0	0	1	82.697	2	299.870	0	0	0	0	0	0
G.KORE	0	0	0	0					0	0	0	0	0	0
U.DOĞU TOPLAMI	1	9.810	0	0	3	129.722	3	320.370	0	0	0	0	0	0
ABD	45	279.243	0	0	0	0	0	0	0	0	4	88.000	0	0
ARJANTIN	3.001	16.492.692	0	0	0	0	0	0	0	0	0	0	0	0
URUGUAY	0	0	0	0	0	0	0	0	0	0	0	0	0	0
KANADA	0	0	0	0	0	0	2	5.118	0	0	0	0	0	0
VENEZUELLA	0	0	0	0	0	0	0	0	0	0	0	0	0	0
MEKSİKA	0	0	0	0	0	0	0	0	0	0	0	0	9	85.977
PANAMA	22	124.300	22	306.600	0	0	1	25.350	0	0	0	0	0	0
EL SALVADOR	0	0	0	0	0	0	1	20.550	0	0	0	0	0	0
KÜBA	0	0	0	0	0	0			0	0	0	0	0	0
HONDURAS	0	0	0	0	0	0	18	174.261	0	0	0	0	0	0
AMERİKA TOPLAMI	3.068	16.896.235	22	306.600	0	0	22	225.279	0	0	4	88.000	9	85.977
PAKİSTAN	1	29.628	0	0	0	0	0	0	0	0	0	0	0	0
İRAN	1	6.175	0	0	0	0	0	0	0	0	0	0	0	0
BANGLADEŞ	0	0	0	0	0	0	0	0	0	0	0	0	0	0
FİLİPİNLER	0	0	0	0	0	0	0	0	0	0	0	0	0	0
ENDONEZYA	0	0	0	0	0	0	0	0	0	0	0	0	0	0
VIETNAM	0	0	0	0	0	0	0	0	0	0	0	0	0	0
MOĞOLİSTAN	1	4.750	0	0	0	0	0	0	0	0	0	0	0	0
ASYA TOPLAMI	3	40.553	0	0	0	0	0	0	0	0	0	0	0	0
CEZAYİR	0	0	0	0	0	0	0	0	0	0	0	0	0	0
FAS	0	0	0	0	0	0	0	0	0	0	0	0	0	0
FİLDİŞİ	0	0	0	0	0	0	0	0	0	0	0	0	0	0
GAMBİA	0	0	0	0	0	0	0	0	0	0	0	0	0	0
KENYA	0	0	0	0	0	0	0	0	0	0	0	0	0	0
LİBYA	1	5.700	0	0	0	0	4	674.083	0	0	0	0	0	0
SENEGAL	0	0	0	0	0	0			0	0	0	0	0	0
MİSİR	5.355	25.894.391	4	41.414	6	564.257	22	3.749.128	0	0	0	0	0	0
GANA	0	0	0	0	0	0	0	0	6	127.769	13	586.847	0	0
MOZAMBİK	0	0	0	0	0	0	0	0	0	0	0	0	0	0
NİJERYA	0	0	0	0	0	0	0	0	0	0	0	0	4	37.580
TUNUS	1	7.255	0	0	0	0	0	0	0	0	0	0	0	0
UGANDA	0	0	0	0	0	0	0	0	0	0	0	0	0	0
ZAMBİA	0	0	0	0	0	0	0	0	0	0	0	0	0	0
ZİMBABVE	0	0	0	0	0	0	0	0	0	0	0	0	0	0
SUDAN	0	0	0	0	0	0	0	0	0	0	0	0	0	0
MALAVİ	0	0	0	0	0	0	0	0	0	0	0	0	0	0
ETİPOYA	0	0	0	0	0	0	1	8.000	0	0	0	0	0	0
GABON	0	0	0	0	0	0	0	0	0	0	0	0	0	0
GİNE	0	0	0	0	0	0	0	0	0	0	0	0	0	0
GÜNEY AFRIKA	0	0	0	0	0	0	0	0	0	0	0	0	0	0
ANGOLA	0	0	2	25.040	0	0	0	0	0	0	0	0	0	0
AFRİKA TOPLAMI	5.357	25.907.346	6	66.454	6	564.257	27	4.431.211	6	127.769	13	586.847	4	37.580
AHL SER.B.	0	0	0	0	0	0	0	0	0	0	0	0	0	0
GÜMRÜK MAĞ.	0	0	0	0	0	0	0	0	0	0	0	0	0	0
K.K.TÜRK CUM.	1.165	7.729.947	0	0	2	35.930	3	54.558	36	843.096	5	150.721	0	0
İSTANBUL DERİ MAĞ.	0	0	0	0	0	0	0	0	0	0	0	0	0	0
MERSİN SER.B	0	0	0	0	0	0	0	0	0	0	0	0	0	0
MALTA	0	0	0	0	0	0	0	0	0	0	0	0	5	41.797
DIĞERLERİ	1.165	7.729.947	0	0	2	35.930	3	54.558	36	843.096	5	150.721	5	41.797
GENEL TOPLAM	12.707	70.288.162	113	1.487.344	217	10.753.843	825	106.130.766	722	6.112.031	244	5.710.260	54	546.055

Motorlu Taşıt Araçları İhracatı (1995/1)

Ülkeler	Otomobil		Minibüs		Midibüs		Otobüs		Kamyonet		Kamyon		Traktör	
	Adet	\$	Adet	\$	Adet	\$	Adet	\$	Adet	\$	Adet	\$	Adet	\$
ALMANYA	18	84.434	1	14.214	1	34.890	98	18.590.779	0	0	0	0	1	386
AVUSTURYA	0	0	6	120.300	0	0	15	3.709.315	0	0	0	0	0	0
BELÇİKA	22	144.806	0	0	0	0	15	3.452.508	0	0	0	0	8	16.082
DANİMARKA	0	0	0	0	0	0	4	1.016.940	0	0	0	0	0	0
FINLANDİYA	0	0	0	0	0	0	2	499.615	0	0	0	0	0	0
FRANSA	103	634.813	0	0	0	0	11	2.679.928	0	0	0	0	3	27.100
HOLLANDA			0	0	0	0	41	2.945.900	1	23.500	3	93.500	0	0
İNGİLTERE	13	94.812	0	0	0	0	1	28.364	6	66.040	77	4.102.066	2	15.785
İSPANYA	0	0	0	0	0	0	0	0	0	0	0	0	0	0
İSVİÇRE	1	6.099	0	0	6	625.946	22	5.798.432	0	0	4	58.024	0	0
İTALYA	13.679	135.693.795	0	0	2	41.408	87	15.293.819	0	0	140	1.487.557	1	3.639
İSVEÇ	1	11.075	0	0	3	331.937	1	283.770	0	0	0	0	0	0
NORVEÇ	0	0	0	0	1	93.455	21	5.217.032	0	0	0	0	0	0
YUNANİSTAN	2	21.510	0	0	0	0	0	0	0	0	0	0	0	0
AB + EFTA TOPLAMI	13.839	136.691.344	7	134.514	13	1.127.636	318	59.516.402	7	89.540	224	5.741.147	15	62.992
BULGARİSTAN	226	1.308.259	78	1.044.784	24	428.200	14	1.533.637	117	1.451.584	0	0	0	0
YUGOSLAVYA	0	0	0	0	0	0	0	0	0	0	0	0	0	0
ÇEK CUMHURİYETİ	0	0	0	0	0	0	0	0	0	0	0	0	0	0
MAKEDONYA	465	2.903.825	0	0	0	0	7	461.414	15	187.006	0	0	0	0
ROMANYA	32	350.219	6	87.477	7	181.835	14	308.238	7	102.804	44	1.230.600	0	0
POLONYA	2	18.555	0	0	35	1.157.036	9	2.078.619	5	72.042	0	0	0	0
BOSNA-HERSEK	0	0	0	0	0	0	0	0	0	0	0	0	0	0
UKRAYNA	391	3.491.645	23	331.493	3	121.000	2	329.258	3	50.253	20	691.000	0	0
HIRVADİSTAN	0	0	0	0	0	0	0	0	0	0	0	0	0	0
SİRBİSTAN	0	0	0	0	0	0	0	0	0	0	0	0	0	0
MACARİSTAN	0	0	0	0	0	0	0	0	2	33.293	1	21.575	0	0
LİTVANYA	8	45.144	0	0	2	166.179	0	0	3	40.970	2	37.284	0	0
LETONYA	8	59.299	0	0	0	0	0	0	12	154.721	0	0	0	0
ESTONYA	0	0	0	0	0	0	0	0	0	0	0	0	0	0
MOLDOVYA	1	4.500	0	0	0	0	0	0	0	0	0	0	0	0
SLOVENYA	1	6.075	0	0	0	0	27	5.984.526	0	0	0	0	0	0
SLOVAKYA CUM.	0	0	0	0	0	0	0	0	0	0	0	0	0	0
ARNAVUTLUK	8	44.088	0	0	1	3.510	0	0	12	153.691	0	0	2	5.176
D.AVRUPA TOPLAMI	1.142	8.231.609	107	1.463.754	72	2.057.760	73	10.695.692	176	2.246.364	67	1.980.459	2	5.176
İSRAIL	1	7.315	0	0	9	845.379	0	0	0	0	1	60.000	0	0
ÜRDÜN	218	1.032.851	0	0	65	1.699.500	147	12.140.821	1	12.137	119	515.455	0	0
YEMEN	0	0	0	0	0	0	3	6.250	0	0	0	0	0	0
KUVEYT	0	0	0	0	0	0	3	40.000	0	0	0	0	0	0
KATAR	0	0	0	0	0	0	2	16.985	0	0	0	0	0	0
SURİYE	0	0	0	0	2	62.000	45	3.069.424	6	72.200	16	595.260	0	0
LÜBNAN	550	2.435.538	0	0	6	139.010	0	0	27	95.126	0	0	0	0
ABUDABİ	0	0	0	0	0	0	20	1.144.693	0	0	0	0	0	0
SUUDİ ARABİSTAN	802	15.001	0	0	0	0	20	441.061	0	0	0	0	0	0
ORTA DOĞU TOPLAMI	1.571	3.490.705	0	0	82	2.745.889	240	16.859.234	34	179.463	136	1.170.715	0	0

Motorlu Taşıt Araçları İhracatı (1995/2)

Ülkeler	Otomobil		Minibüs		Midibüs		Otobüs		Kamyonet		Kamyon		Traktör	
	Adet	\$	Adet	\$	Adet	\$	Adet	\$	Adet	\$	Adet	\$	Adet	\$
AZERBEYCAN	804	4.636.105	8	140.787	0	0	1	65.000	4	67.835	1	13.695	0	0
RUSYA	211	1.529.399	18	339.579	54	1.604.104	261	35.278.737	5	90.175	5	118.800	1	17.750
GÜRCİSTAN	68	441.188	14	208.478	4	84.400	2	45.600	3	47.000	1	19.000	0	0
KIRGIZISTAN	10	70.200	0	0	0	0	14	2.030.000	10	132.290	1	36.550	0	0
KAZAKISTAN	175	1.346.156	17	274.435	17	342.693	1	60.350	34	740.880	0	0	0	0
ÖZBEKİSTAN	417	3.356.237	3	44.753	2	54.500	0	0	1	38.000	6	216.156	0	0
TACİKİSTAN	0	0	1	14.078	0	0	0	0	0	0	0	0	0	0
TÜRKMENİSTAN	301	2.156.847	0	0	1	17.932	0	0	2	51.565	0	0	0	0
BAĞ.DEV. TOPLAMI	1.986	13.536.132	61	1.022.110	78	2.103.629	279	37.479.687	59	1.167.745	14	404.201	1	17.750
SRI LANKA	0	0	0	0	0	0	0	0	0	0	0	0	0	0
JAPONYA	0	0	0	0	0	0	1	25.210	0	0	0	0	0	0
HONG HONG	0	0	0	0	0	0	0	0	0	0	0	0	0	0
G.KORE	1	18.336	0	0	0	0	0	0	0	0	0	0	0	0
SİNGAPUR	0	0	2	31.924	0	0	0	0	0	0	0	0	0	0
TAYVAN	1	6.430	0	0	0	0	0	0	0	0	0	0	0	0
U.DOĞU TOPLAMI	2	24.766	2	31.924	0	0	1	25.210	0	0	0	0	0	0
ABD	2	24.425	1	13.667	0	0	0	0	1	13.925	0	0	0	0
ARJANTİN	0	0	0	0	0	0	0	0	0	0	0	0	0	0
URUGUAY	0	0	0	0	0	0	0	0	0	0	0	0	0	0
KANADA	0	0	0	0	0	0	0	0	0	0	0	0	0	0
VENEZUELLA	0	0	0	0	0	0	0	0	0	0	0	0	0	0
MEKSİKA	0	0	0	0	0	0	16	375.507	0	0	0	0	0	0
PANAMA	0	0	0	0	0	0	6	170.184	0	0	0	0	0	0
EL SALVADOR	0	0	0	0	0	0	16	377.320	0	0	0	0	0	0
GUETEMALA	0	0	0	0	0	0	1	28.364	0	0	0	0	0	0
KÜBA	0	0	0	0	0	0	0	0	0	0	0	0	0	0
HONDURAS	0	0	0	0	0	0	6	172.752	0	0	0	0	0	0
PERU	1	14.360	0	0	0	0	0	0	0	0	0	0	0	0
BARBADOS	0	0	0	0	0	0	0	0	2	31.032	2	81.235	0	0
AMERİKA TOPLAMI	3	38.785	1	13.667	0	0	45	1.124.127	3	44.957	2	81.235	0	0
PAKİSTAN	279	8.266.212	0	0	0	0	0	0	0	0	0	0	0	0
İRAN	6	33.780	0	0	0	0	0	0	0	0	0	0	0	0
VIETNAM	1	10.431	1	15.692	0	0	0	0	0	0	0	0	0	0
ENDONEZYA	0	0	0	0	0	0	0	0	0	0	0	0	0	0
ÇİN	600	4.877.000	2	23.555	0	0	0	0	12	283.272	0	0	0	0
HİNDİSTAN	4	9.980	0	0	0	0	0	0	1	2.000	0	0	0	0
ASYA TOPLAMI	890	13.197.403	3	39.247	0	0	0	0	13	285.272	0	0	0	0
CEZAYİR	223	13.274.108	0	0	0	0	0	0	1.025	22.429.454	0	0	0	0
FİLDİŞİ	0	0	0	0	0	0	0	0	0	0	0	0	0	0
KENYA	0	0	0	0	0	0	0	0	0	0	27	982.552	0	0
LİBYA	13	78.941	0	0	0	0	0	0	0	0	0	0	0	0
SENEGAL	0	0	0	0	0	0	0	0	0	0	0	0	0	0
MİSİR	10.275	42.296.703	32	392.965	4	137.940	22	2.743.234	0	0	2	155.000	0	0
GANA	0	0	0	0	0	0	0	0	3	63.619	3	64.486	0	0
NİJERYA	0	0	0	0	0	0	0	0	0	0	10	233.000	0	0
TUNUS	1	12.730	0	0	0	0	0	0	0	0	0	0	0	0
SUDAN	0	0	0	0	0	0	2	132.700	2	5.600	0	0	0	0
ETİOPYA	0	0	1	13.678	0	0	0	0	0	0	0	0	0	0
ANGOLA	0	0	0	0	0	0	0	0	0	0	0	0	0	0
NABİBYA	0	0	0	0	0	0	1	158.828	0	0	0	0	0	0
TANZANYA	0	0	0	0	0	0	0	0	0	0	9	441.814	0	0
AFRİKA TOPLAMI	10.512	55.662.482	33	406.643	4	137.940	25	3.034.762	1.030	22.498.673	51	1.876.852	0	0
AHL SER.B.	0	0	0	0	0	0	0	0	0	0	0	0	0	0
GÜMRÜK MAĞ.	0	0	0	0	0	0	0	0	0	0	0	0	0	0
K.K.TÜRK CUM.	2.770	20.056.269	5	69.012	2	33.690	18	285.296	6	87.128	1	31.267	7	76.784
MALTA	0	0	0	0	0	0	0	0	0	0	0	0	0	0
AVUSTRALYA	0	0	0	0	0	0	9	2.137.311	0	0	0	0	0	0
DIĞERLERİ	2.770	20.056.269	5	69.012	2	33.690	27	2.422.607	6	87.128	1	31.267	7	76.784
GENEL TOPLAM	32.715	250.929.495	219	3.180.871	251	8.206.544	1.008	131.157.721	1.328	26.599.142	495	11.285.876	25	162.702

Motorlu Taşıt Araçları İhracatı (1996/1)

Ülkeler	Otomobil		Minibüs		Midibüs		Otobüs		Kamyonet		Kamyon		Traktör	
	Adet	\$	Adet	\$	Adet	\$	Adet	\$	Adet	\$	Adet	\$	Adet	\$
ALMANYA	18	381.064	0	0	2	119.608	107	17.301.402	4	102.183	6	271.028		0
AVUSTURYA	0	0	0	0	3	296.869	10	2.159.569	0	0	3	18.123	2	34.464
BELÇİKA	505	120.888	4	76.430	12	989.486	60	9.752.267	0	0	0	0	0	0
DANİMARKA	0	0	0	0	0	0	2	502.278	0	0	0	0	0	0
FİNLANDIYA	0	0	0	0	3	278.216	0	0	0	0	1	72.392	0	0
FRANSA	472	2.788.925	0	0	0	0	75	16.287.538	1	2.500	3	120.000	6	65.638
HOLLANDA	2	19.137	0	0	0	0	3	692.370	0	0	0	0	0	0
İNGİLTERE	4	46.561	1	16.000	0	0	1	142.100	10	608.111	1	55.300	0	0
İSPANYA	9	72.516	0	0	0	0	1	217.981	0	0	0	0	0	0
İSVİÇRE	0	0	0	0	5	515.670	15	2.371.402	2	23.880	0	0	0	0
İTALYA	10.279	110.709.035	0	0	19	0	73	8.702.596	1	21.723	124	1.461.161	0	0
İSVEÇ	0	0	0	0	0	0	14	1.179.033	0	0	0	0	0	0
NORVEÇ	0	0	0	0	5	478.974	11	2.424.124	0	0	0	0	0	0
İRLANDA	1	9.267	0	0	0	0	0	0	0	0	0	0	4	34.261
AB + EFTA TOPLAMI	11.290	114.147.393	5	92.430	49	2.678.823	372	61.732.660	18	758.397	138	1.998.004	12	134.363
BULGARİSTAN	13	74.092	64	811.080	10	315.898	2	271.817	41	599.266	5	87.522	1	2.720
ÇEK CUMHURİYETİ	6	80.724	0	0	0	0	0	0	1	14.000	0	0	0	0
MAKEDONYA	136	944.529	6	87.381	2	105.245	2	300.603	6	86.063	0	0	0	0
ROMANYA	44	309.344	4	56.884	9	301.325	16	1.962.043	19	289.144	5	174.699	0	0
POLONYA	1	11.635	13	192.473	18	388.992	24	702.626	0	0	0	0	0	0
BOSNA-HERSEK	9	55.580	1	12.827	7	168.797	6	31.472	0	0	0	0	0	0
UKRAYNA	24	212.280	11	173.263	4	127.200	6	953.867	14	271.104	103	4.470.790	0	0
HIRVADİSTAN	0	0	0	0	0	0	0	0	0	0	25	1.385.500	0	0
MACARİSTAN	0	0	0	0	0	0	0	0	0	0	2	50.102	0	0
LİTVANYA	1	10.726	5	68.624	0	0	0	0	32	473.771	0	0	0	0
LETONYA	16	103.589	2	52.137	0	0	0	0	5	67.185	3	52.926	0	0
ESTONYA	0	0	0	0	0	0	0	0	0	0	0	0	0	0
MOLDOVYA	3	20.200	0	0	2	27.920	1	5.211	0	0	0	0	0	0
SLOVENYA	168	1.078.175	0	0	0	0	2	350.080	10	210.000	0	0	0	0
SLOVAKYA CUM.	0	0	0	0	0	0	35	3.975.842	0	0	0	0	0	0
ARNAVUTLUK	3	43.200	0	0	0	0	0	0	1	24.000	0	0	1	1.654
D.AVRUPA TOPLAMI	424	2.944.074	106	1.454.669	52	1.435.377	94	8.553.561	129	2.034.533	143	6.221.539	2	4.374
ÜRDÜN	233	1.220.408	5	45.000	60	1.646.746	109	18.879.021	30	237.624	8	378.267	31	224.917
YEMEN	9	62.350	0	0	0	0	0	0	0	0	0	0	0	0
UMMMAN	0	0	0	0	2	78.969	1	47.035	0	0	0	0	0	0
KUVEYT	0	0	0	0	1	24.799	0	0	0	0	0	0	0	0
SURİYE	14	112.500	0	0	20	536.500	33	3.346.600	1	45.959	5	105.967	0	0
LÜBNAN	704	3.466.472	0	0	28	823.367	11	729.792	5	67.387	0	0	0	0
BAE	20	272.131	0	0	4	130.000	0	0	1	12.110	0	0	0	0
SUUDİ ARABİSTAN	3	21.200	0	0	0	0	0	0	0	0	0	0	0	0
ORTA DOĞU TOPLAMI	983	5.155.061	5	45.000	115	3.240.381	154	23.002.448	37	363.080	13	484.234	31	224.917
AZERBEYCAN	608	3.379.606	5	122.159	6	129.050	1	9.610	34	744.978	4	157.840		
RUSYA	895	8.941.986	8	126.030	28	1.022.779	688	96.427.883	86	1.278.115	10	549.740	2	19.500
BEYAZ RUSYA	5	46.985	0	0	2	64.600	0	0	2	29.582	15	660.825	1	14.370
GÜRCİSTAN	57	576.970	3	46.358	2	51.470	0	0	18	152.822	1	5.000	1	66.178
KIRGIZİSTAN	8	52.770	1	13.183	0	0	17	2.521.120	1	17.723	0	0	0	0
KAZAKİSTAN	263	2.408.678	1	18.809	10	244.550	225	19.154.687	4	128.800	0	0	0	0
ÖZBEKİSTAN	170	1.497.363	4	62.429	42	988.178	4	794.074	10	141.684	12	419.320	0	0
TACİKİSTAN	1	6.660	1	15.790	0	0	0	0	1	15.210	0	0	0	0
TÜRKMENİSTAN	180	1.117.637	0	0	0	0	0	0	0	0	0	0	1	5.530
BAĞ.DEV. TOPLAMI	2.187	18.028.655	23	404.758	90	2.500.627	935	118.907.374	156	2.508.914	42	1.792.725	5	105.578
HONG HONG	0	0	0	0	0	0	0	0	20	483.940	0	0	0	0
MALEZYA	0	0	0	0	0	0	0	0	3	95.618	0	0	0	0
TAYLAND	0	0	0	0	0	0	0	0	0	0	37	353.219	0	0
U.DOĞU TOPLAMI	0	0	0	0	0	0	0	0	23	579.558	37	353.219	0	0

Motorlu Taşıt Araçları İhracatı (1996/2)

Ülkeler	Otomobil		Minibüs		Midibüs		Otobüs		Kamyonet		Kamyon		Traktör	
	Adet	\$	Adet	\$	Adet	\$	Adet	\$	Adet	\$	Adet	\$	Adet	\$
ABD	0	0	0	0	0	0	1	38.500	0	0	0	0	445	3.522.466
ARJANTİN	0	0	0	0	0	0	0	0	0	0	0	0	0	0
KANADA	1	19.452	0	0	0	0	0	0	0	0	0	0	0	0
MEKSIKA	1	9.340	0	0	0	0	0	0	0	0	0	0	60	427.847
BARBADOS	0	0	0	0	0	0	0	0	4	67.822	1	29.855	0	0
EL SALVADOR	0	0	0	0	0	0	0	0	0	0	0	0	0	0
GUETEMALA	0	0	0	0	0	0	0	0	0	0	0	0	0	0
KOLOMBİA	11	11.825	0	0	0	0	0	0	0	0	0	0	0	0
BREZİLYA	0	0	0	0	0	0	5	485.890	0	0	0	0	0	0
AMERİKA TOPLAMI	13	40.617	0	0	0	0	6	524.390	4	67.822	1	29.855	505	3.950.313
PAKİSTAN	262	7.762.536	175	7.144.200	0	0	0	0	6	326.700	0	0	0	0
VIETNAM	96	211.530	0	0	0	0	0	0	0	0	0	0	0	0
MOĞOLİSTAN	0	0	0	0	0	0	0	0	0	0	0	0	0	0
BANGLADEŞ	0	0	0	0	0	0	0	0	1	5.180	0	0	0	0
ENDONEZYA	0	0	0	0	1	16.049	0	0	0	0	0	0	0	0
ÇİN	0	0	0	0	0	0	0	0	63	1.524.411	0	0	0	0
HİNDİSTAN	0	0	0	0	0	0	0	0	0	0	0	0	1	5.062
ASYA TOPLAMI	358	7.974.066	175	7.144.200	1	16.049	0	0	70	1.856.291	0	0	1	5.062
CEZAYİR	54	2.862.000	74	971.829	0	0	272	3.109.174	0	0	0	0	0	0
FAS	51	304.430	0	0	0	0	1	99.260	0	0	0	0	0	0
LİBYA	30	248.042	0	0	0	0	0	0	0	0	1	20.000	0	0
MISIR	9.252	37.931.767	553	6.312.820	7	228.557	60	8.358.045	78	859.201	7	119.700	0	0
GANA	0	0	0	0	0	0	0	0	7	162.800	4	132.382	8	65.890
MOZAMBİK	0	0	0	0	0	0	0	0	0	0	0	0	0	0
NİJERYA	0	0	0	0	0	0	0	0	8	212.300	0	0	0	0
TUNUS	3	25.971	0	0	0	0	0	0	1	10.965	0	0	0	0
UGANDA	0	0	0	0	0	0	0	0	0	0	0	0	0	0
ZAMBİA	0	0	0	0	0	0	0	0	0	0	0	0	24	206.974
ZİMBABVE	0	0	0	0	0	0	0	0	0	0	0	0	104	770.596
ETİOPYA	0	0	0	0	3	58.181	0	0	0	0	7	155.957	0	0
GABON	2	12.990	0	0	0	0	0	0	0	0	0	0	0	0
GİNE	0	0	0	0	0	0	0	0	0	0	0	0	0	0
GÜNEY AFRİKA	0	0	0	0	0	0	0	0	0	0	0	0	166	1.421.184
TANZANYA	0	0	0	0	0	0	0	0	5	147.780	2	69.650	0	0
BRUNEİ	1	10.000	0	0	0	0	0	0	0	0	0	0	0	0
KENYA	0	0	0	0	0	0	0	0	12	403.097	24	712.626	0	0
AFRİKA TOPLAMI	9.393	41.395.200	627	7.284.649	10	286.738	333	11.566.479	111	1.796.143	45	1.210.315	302	2.464.644
AHL SER.B.	0	0	0	0	0	0	0	0	0	0	0	0	0	0
GÜMRÜK MAĞ.	3	35.452	1	18.970	0	0	0	0	0	0	0	0	0	0
K.K.TÜRK CUM.	1.049	7.710.403	3	76.222	7	114.065	49	1.378.465	36	1.863.180	21	707.969	89	859.326
İSTANBUL DERİ MAĞ.	0	0	0	0	19	422.620	16	1.402.350	5	78.640	0	0	0	0
MERSİN SER.B	1	21.500	0	0	0	0	0	0	0	0	16	793.108	11	212.757
ANTALYA SER. B	15	141.303	0	0	0	0	0	0	0	0	0	0	0	0
EGE SER. B	0	0	0	0	0	0	0	0	0	0	5	64.250	0	0
MALTA	0	0	0	0	0	0	0	0	1	11.700	0	0	0	0
AVUSTRALYA	0	0	0	0	0	0	0	0	0	0	0	0	4	29.920
DİĞERLERİ	1.068	7.908.658	4	95.192	26	536.685	65	2.780.815	42	1.953.520	42	1.565.327	104	1.102.003
GENEL TOPLAM	25.716	197.593.724	945	16.520.898	343	10.694.680	1.959	227.067.727	590	11.918.258	461	13.655.218	962	7.991.254

Motorlu Taşıt Araçları İhracatı (1997/1)

Ülkeler	Otomobil		Minibüs		Midibüs		Otobüs		Kamyonet		Kamyon		Traktör	
	Adet	\$	Adet	\$	Adet	\$	Adet	\$	Adet	\$	Adet	\$	Adet	\$
ALMANYA	15	120.505	1	4.784	23	741.474	110	18.961.930	0	0	2	42.657	2	43.320
AVUSTURYA	0	0	0	0	1	34.596	10	1.548.590	0	0	0	0	1	8.176
BELÇİKA	12	66.664	14	191.165	4	151.515	13	2.063.539	0	0	0	0	0	0
FINLANDİYA	85	561.260	0	0	3	152.307	1	212.595	0	0	0	0	0	0
FRANSA	347	2.110.313	0	0	0	0	42	6.914.790	0	0	0	0	42	308.070
HOLLANDA	2	32.253	0	0	0	0	12	662.227	0	0	0	0	12	200.854
İNGİLTERE	4	61.143	0	0	0	0	0	0	65	1.770.737	2	68.699	0	0
İSPANYA	0	0	0	0	0	0	4	755.004	0	0	0	0	0	0
İSVİÇRE	2	42.383	20	261.534	2	39.660	7	1.208.368	0	0	6	68.068	0	0
İTALYA	1.353	9.607.327	0	0	3	75.456	45	6.072.227	0	0	168	1.877.370	3	33.786
YUNANİSTAN	0	0	0	0	0	0	0	0	0	0	0	0	0	0
AB + EFTA TOPLAMI	1.820	12.601.848	35	457.483	36	1.195.008	244	38.399.270	65	1.770.737	178	2.056.794	60	594.206
BULGARİSTAN	28	151.559	3	41.059	1	34.000	1	42.800	1	16.740	0	0	6	14.668
ÇEK CUMHURİYETİ	2	43.421	0	0	0	0	10	951.709	0	0	0	0	0	0
MAKEDONYA	56	317.249	0	0	0	0	1	1.853	1	11.813	5	77.115	3	61.019
ROMANYA	140	841.894	1	13.250	4	93.050	5	403.674	3	32.702	10	329.850	0	0
BOSNA-HERSEK	0	0	0	0	0	0	1	7.088	0	0	0	0	0	0
UKRAYNA	26	253.686	327	4.118.075	5	135.210	16	903.653	5	64.963	52	2.101.355	0	0
HIRVADİSTAN	639	3.617.997	0	0	0	0	15	1.705.375	0	0	0	0	0	0
SİRBİSTAN	0	0	0	0	0	0	0	0	0	0	0	0	0	0
MACARİSTAN	0	0	0	0	0	0	3	62.251	0	2	2	48.500	0	0
LİTVANYA	0	0	0	0	0	0	0	0	2	36.214	0	0	0	0
LETONYA	40	248.642	0	0	0	0	0	0	0	0	0	0	0	0
MOLDOVYA	1	6.627	0	0	0	0	7	902.277	0	0	0	0	0	0
SLOVENYA	558	3.268.639	0	0	0	0	2	201.086	0	0	0	0	0	0
D.AVRUPA TOPLAMI	1.490	8.749.714	331	4.172.384	10	262.260	61	5.181.766	12	162.434	69	2.556.820	9	75.687
AFGANİSTAN	720	2.899.285	0	0	0	0	0	0	0	0	0	0	0	0
BAHREYN	0	0	0	0	0	0	0	0	0	0	0	0	0	0
İSRAİL	0	0	0	0	0	0	0	0	0	0	0	0	0	0
ÜRDÜN	129	704.730	47	382.676	8	207.876	8	736.001	129	1.265.107	0	0	0	0
YEMEN	1	12.440	0	0	0	0	6	180.000	0	0	0	0	0	0
UMMMAN	0	0	0	0	7	232.890	0	0	0	0	0	0	0	0
KUVEYT	0	0	0	0	0	0	1	15.000	0	0	0	0	0	0
KATAR	0	0	0	0	2	65.000	0	0	0	0	0	0	0	0
SURİYE	0	0	4	44.284	19	588.900	35	4.438.652	8	86.109	4	104.000	0	0
LÜBNAN	611	3.010.078	1	21.140	29	732.646	6	285.377	2	22.500	0	0	0	0
BAE	1	5.100	0	0	0	0	10	1.013.579	0	0	0	0	0	0
SUUDİ ARABİSTAN	1	7.915	0	0	0	0	8	1.284.302	82	1.439.784	2	60.000	0	0
ORTA DOĞU TOPLAMI	1.463	6.639.548	52	448.100	65	1.827.312	74	7.952.911	221	2.813.500	6	164.000	0	0
AZERBEYCAN	658	3.967.836	117	1.574.000	59	1.092.248	25	798.384	21	402.246	6	189.891	13	151.634
RUSYA	1.484	9.186.742	0	0	14	313.600	618	76.291.841	19	440.876	18	558.720	5	43.950
GÜRCİSTAN	28	456.588	8	104.669	4	77.000	0	0	15	227.153	1	28.658	0	0
KIRGIZİSTAN	168	1.192.800	9	126.000	0	0	0	0	0	0	0	0	0	0
KAZAKİSTAN	286	2.105.053	2	32.212	8	153.862	47	3.218.117	29	707.930	13	331.984	2	19.000
ÖZBEKİSTAN	26	279.126	3	49.505	161	5.184.233	3	40.453	6	186.343	14	502.259	1	17.500
TÜRKMENİSTAN	295	2.036.240	1	17.211	1	18.645	5	63.365	0	0	0	0	1	3.736
TACİKİSTAN	0	0	0	0	0	0	0	0	0	0	0	0	0	0
BAĞ.DEV. TOPLAMI	2.945	19.224.385	140	1.903.597	247	6.839.588	698	80.412.160	90	1.964.548	52	1.611.512	22	235.820

Motorlu Taşıt Araçları İhracatı (1997/2)

Ülkeler	Otomobil		Minibüs		Midibüs		Otobüs		Kamyonet		Kamyon		Traktör	
	Adet	\$	Adet	\$	Adet	\$	Adet	\$	Adet	\$	Adet	\$	Adet	\$
SINGAPUR	0	0	0	0	0	0	0	0	0	0	0	0	0	0
SRİLANKA	0	0	0	0	0	0	0	0	0	0	2	85.145	0	0
JAPONYA	11	112.569	0	0	0	0	0	0	0	0	0	0	0	0
U.DOĞU TOPLAMI	11	112.569	0	0	0	0	0	0	0	0	2	85.145	0	0
ABD	19	201.555	0	0	0	0	0	0	3	65.000	23	872.460	326	2.674.013
KÜBA	0	0	0	0	0	0	0	0	0	0	0	0	0	0
MEKSİKA	0	0	0	0	0	0	0	0	0	0	0	0	24	185.514
ŞİLİ	0	0	0	0	0	0	0	0	0	0	0	0	0	0
HONDURAS	0	0	0	0	3	52.347	0	0	0	0	0	0	0	0
AMERİKA TOPLAMI	19	201.555	0	0	3	52.347	0	0	3	65.000	23	872.460	350	2.859.527
PAKİSTAN	0	0	0	0	0	0	0	0	0	0	0	0	0	0
HİNDİSTAN	0	0	0	0	0	0	0	0	0	0	0	0	6	67.114
ASYA TOPLAMI	0	0	0	0	0	0	0	0	0	0	0	0	6	67.114
BANGLADEŞ	0	0	0	0	0	0	0	0	0	0	0	0	0	0
BENİN	0	0	0	0	0	0	0	0	0	0	0	0	0	0
CEZAYİR	4	25.160	0	0	2	32.736	853	12.834.905	186	4.786.710	0	0	0	0
FAS	898	5.848.128	0	0	0	0	0	0	0	0	0	0	0	0
FİLDİŞİ	0	0	0	0	2	52.654	5	148.865	0	0	9	122.661	0	0
GAMBİA	0	0	0	0	0	0	0	0	0	0	0	0	0	0
KENYA	0	0	0	0	0	0	0	0	0	0	0	0	26	262.968
LİBYA	10	68.072	0	0	0	0	2	136.266	0	0	0	0	0	0
SENEGAL	0	0	0	0	0	0	0	0	0	0	0	0	0	0
MAURİTUS	0	0	0	0	0	0	0	0	0	0	0	0	0	0
MİSİR	8.332	37.725.391	0	0	14	392.116	55	5.660.721	89	906.987	21	458.050	8	78.810
GANA	0	0	0	0	0	0	0	0	45	1.715.462	2	70.702	12	111.197
MOZAMBİK	0	0	0	0	0	0	0	0	0	0	0	0	0	0
NİJERYA	0	0	0	0	0	0	0	0	26	562.760	2	68.600	0	0
TANZANYA	0	0	0	0	0	0	0	0	4	107.092	0	0	0	0
TUNUS	2.258	13.650.159	0	0	0	0	0	0	0	0	30	333.878	0	0
UGANDA	0	0	0	0	0	0	0	0	0	0	0	0	0	0
ZAMBİA	0	0	0	0	0	0	0	0	0	0	0	0	0	0
ZİMBABVE	0	0	0	0	0	0	0	0	0	0	0	0	74	646.408
SUDAN	1	1.600	0	0	0	0	0	0	0	0	0	0	3	48.210
ETİOPYA	2	10.713	0	0	18	358.583	12	242.413	7	104.728	0	0	0	0
GÜNEY AFRİKA	0	0	0	0	0	0	0	0	0	0	0	0	54	520.059
AFRİKA TOPLAMI	11.505	57.329.223	0	0	36	836.089	927	19.023.170	357	8.183.739	64	1.053.891	177	1.667.652
DİĞERLERİ	1.462	3.747.678	44	664.979	34	1.282.607	135	16.006.571	188	4.188.438	15	1.001.217	135	1.079.118
GENEL TOPLAM	20.715	108.606.520	602	7.646.543	431	12.295.211	2.139	166.975.848	936	19.148.396	409	9.401.839	759	6.579.124

Motorlu Taşıt Araçları İhracatı (1998/1)

Ülkeler	Otomobil		Minibüs		Midibüs		Otobüs		Kamyonet		Kamyon		Traktör	
	Adet	\$	Adet	\$	Adet	\$	Adet	\$	Adet	\$	Adet	\$	Adet	\$
ALMANYA	1	73.377	0	0	26	567.774	67	9.785.761	0	0	0	0	0	0
AVUSTURYA	0	0	0	0	0	0	7	1.311.982	0	0	0	0	109	900.253
BELÇİKA	0	0	4	59.916	0	0	0	0	3	99.037	0	0	0	0
FİNLANDİYA	359	2.082.198	0	0	0	0	0	0	0	0	0	0	0	0
FRANSA	552	3.704.819	0	0	0	0	1	42.376	2	37.776	2	37.211	0	0
HOLLANDA	0	0	0	0	0	0	0	0	0	0	0	0	8	85.646
İNGİLTERE	4	82.185	0	0	1	48.886	0	0	63	2.176.416	0	0	8	159.641
İSPANYA	0	0	0	0	0	0	2	181.993	0	0	2	182.000	0	0
İSVİÇRE	1	5.498	0	0	0	0	0	0	0	0	0	0	0	0
İTALYA	404	2.414.794	2	43.633	0	0	66	1.239.938			171	1.889.050	1	2.034
YUNANİSTAN	0	0	0	0	0	0	0	0	1	20.416	0	0	0	0
AB + EFTA TOPLAMI	1.321	8.362.871	6	103.549	27	616.660	143	12.562.050	69	2.333.645	175	2.108.261	126	1.147.574
BULGARİSTAN	110	829.709	0	0	0	0	0	0	1	11.797	1	43.500	0	0
ÇEK CUMHURİYETİ	0	0	0	0	0	0	6	973.506	0	0	0	0	0	0
MAKEDONYA	48	322.946	4	49.299	0	0	0	0	3	39.185	1	20.100	71	605.311
ROMANYA	159	1.067.686	0	0	28	723.810	4	707.881	14	226.530	10	259.300	3	34.403
BOSNA-HERSEK	24	175.895	56	601.370	0	0	29	3.245.930	0	0	0	0	0	0
UKRAYNA	242	1.444.642	287	3.614.721	1	36.000	20	3.884.493	3	51.307	4	98.353	0	0
HIRVADİSTAN	0	0	0	0	0	0	6	1.078.006	0	0	0	0	0	0
SİRBİSTAN	24	171.406	0	0	0	0	0	0	0	0	0	0	0	0
MACARİSTAN	0	0	0	0	0	0	5	876.263	0	0	0	0	0	0
LİTVANYA	0	0	0	0	1	27.000	0	0	0	0	0	0	0	0
LETONYA	32	173.865	0	0	0	0	52	6.269.444	0	0	0	0	0	0
MOLDOVYA	0	0	0	0	0	0	1	221.852	1	13.700	0	0	0	0
SLOVENYA	383	2.282.901	0	0	0	0	15	1.399.368	13	265.408	0	0	0	0
D.AVRUPA TOPLAMI	1.022	6.469.050	347	4.265.390	30	786.810	138	18.656.743	35	607.927	16	421.253	74	639.714
AFGANİSTAN	2.544	10.299.445	0	0	0	0	0	0	0	0	0	0	0	0
BAHREYN	15	152.727	0	0	0	0	0	0	0	0	0	0	0	0
İSRAİL	0	0	0	0	0	0	1	16.181	0	0	0	0	0	0
ÜRDÜN	144	710.370	19	161.236	20	473.000	1	198.685	1	19.463	0	0	93	785.162
YEMEN	0	0	0	0	0	0	0	0	10	208.298	0	0	0	0
UMMMAN	0	0	0	0	0	0	2	314.222	0	0	0	0	0	0
KUVEYT	24	281.291	0	0	0	0	0	0	0	0	0	0	5	46.410
KATAR	17	171.487	0	0	0	0	5	1.032.584	0	0	0	0	0	0
SURİYE	148	760.121	43	708.420	0	0	39	4.089.000	74	1.830.892	0	0	0	0
LÜBNAN	754	3.417.643	25	318.840	21	469.810	3	675.870	4	79.934	0	0	0	0
BAE	98	989.654	8	53.462	0	0	2	52.542			0	0	0	0
SUUDİ ARABİSTAN	120	1.069.657	0	0	0	0	22	4.684.219	79	1.270.163	0	0	0	0
ORTA DOĞU TOPLAMI	3.864	17.852.395	95	1.241.958	41	942.810	75	11.063.303	168	3.408.750	0	0	98	831.572
AZERBEYCAN	604	3.485.002	200	2.878.391	169	3.497.178	77	2.164.747	33	502.446	30	860.474	106	1.649.550
RUSYA	1.972	11.378.655	0	0	0	0	23	1.682.658			6	319.252	2	25.650
GÜRCİSTAN	128	787.898	13	138.350	0	0	4	113.100	5	87.800	2	30.141	0	0
KIRGIZİSTAN	3	68.964	0	0	1	4.000	1	126.173	0	0	0	0	0	0
KAZAKİSTAN	20	306.405	7	95.424	2	51.750	9	867.413	14	302.254	13	436.865	0	0
ÖZBEKİSTAN	0	0	0	0	299	9.553.180	0	0			2	44.800	0	0
TÜRKMENİSTAN	297	1.918.789	2	24.971	3	93.300	6	86.441	11	216.018	0	0	14	317.250
TACİKİSTAN	0	0	0	0	0	0	2	54.549	0	0	0	0	0	0
BAĞ.DEV. TOPLAMI	3.024	17.945.713	222	3.137.136	474	13.199.408	122	5.095.081	63	1.108.518	53	1.691.532	122	1.992.450

Motorlu Taşıt Araçları İhracatı (1998/2)

Ülkeler	Otomobil		Minibüs		Midibüs		Otobüs		Kamyonet		Kamyon		Traktör	
	Adet	\$	Adet	\$	Adet	\$	Adet	\$	Adet	\$	Adet	\$	Adet	\$
SINGAPUR	1	6.338	0	0	0	0	0	0	0	0	0	0	0	0
SRİLANKA	0	0	0	0	0	0	0	0	0	0	1	23.850	0	0
JAPONYA	0	0	0	0	0	0	1	21.800	0	0	0	0	0	0
U.DOĞU TOPLAMI	1	6.338	0	0	0	0	1	21.800	0	0	1	23.850	0	0
ABD	0	0	0	0	0	0	0	0	0	0	0	0	1.078	10.786.462
KÜBA	1	7.428	0	0	0	0	0	0	0	0	0	0	0	0
MEKSİKA	0	0	0	0	0	0	0	0	0	0	0	0	32	253.908
ŞİLİ	0	0	0	0	1	229	0	0	0	0	0	0	0	0
HONDURAS	0	0	0	0	0	0	8	140.807	0	0	0	0	0	0
AMERİKA TOPLAMI	1	7.428	0	0	1	229	8	140.807	0	0	0	0	1.110	11.040.370
PAKİSTAN	0	0	0	0	0	0	0	0	0	0	0	0	20	383.750
HİNDİSTAN	0	0	0	0	0	0	0	0	0	0	0	0	6	51.150
ASYA TOPLAMI	0	0	0	0	0	0	0	0	0	0	0	0	26	434.900
BANGLADEŞ	0	0	0	0	0	0	0	0	0	0	0	0	16	129.998
BENİN	0	0	0	0	0	0	1	22.058	0	0	0	0	0	0
CEZAYİR	381	2.507.074	2	26.050	1.702	20.875.842	1.190	13.949.098	0	0	0	0	0	0
FAS	601	4.582.916	0	0	0	0	0	0	0	0	0	0	0	0
FİLDİŞİ	0	0	0	0	0	0	12	279.182	0	0	7	88.770	0	0
GAMBİA	0	0	0	0	0	0	2	57.586	0	0	0	0	1	11.600
KENYA	0	0	0	0	0	0	0	0	0	0	0	0	56	548.380
LİBYA	4	28.941	0	0	0	0	3	645.511	0	0	0	0	0	0
SENEGAL	0	0	0	0	0	0	1	179.718	0	0	0	0	4	32.169
MAURİTUS	0	0	0	0	0	0	1	22.607	0	0	0	0	0	0
MİSİR	5.095	22.630.278	0	0	1	42.199	24	4.264.095	155	1.708.527	2	49.900	1	12
GANA	0	0	0	0	0	0	0	0	3	142.110	9	417.708	4	36.770
MOZAMBİK	0	0	0	0	0	0	0	0	0	0	0	0	4	43.507
NİJERYA	0	0	0	0	0	0	0	0	45	1.034.760	1	41.400	0	0
TANZANYA	0	0	0	0	0	0	0	0	9	271.449	0	0	2	23.012
TUNUS	1.078	6.543.963	0	0	0	0	0	0	1	16.457	1	17.000	54	553.591
UGANDA	0	0	0	0	0	0	0	0	0	0	0	0	6	68.004
ZAMBİA	0	0	0	0	0	0	0	0	0	0	0	0	8	65.295
ZİMBABVE	0	0	0	0	0	0	0	0	0	0	0	0	24	208.436
SUDAN	4	27.828	1	15.237	0	0	0	0	4	57.356	0	0	0	0
ETİYOYA	12	276.153	0	0	0	0	25	484.769	0	0	0	0	0	0
GÜNEY AFRİKA	0	0	0	0	0	0	1	177.845	9	364.268	0	0	47	392.017
AFRİKA TOPLAMI	7.175	36.597.153	3	41.287	1.703	20.918.041	1.260	20.082.469	226	3.594.927	20	614.778	227	2.112.791
MALTA	0	0	0	0	0	0	0	0	0	0	0	0	2	17.049
K.K.T.C.	1.694	15.191.960	15	167.711	5	123.257	22	446.410	41	522.523	6	156.183	133	1.496.708
Diğerleri	1.777	16.214.285	27	444.669	5	123.257	994	95.693.617	173	3.581.100	15	431.075	305	3.337.445
GENEL TOPLAM	18.185	103.455.233	700	9.233.989	2.281	36.710.472	2.741	163.315.870	734	14.634.867	280	5.290.749	2.088	21.536.816

Motorlu Taşıt Araçları İhracatı (1999/1)

Ülkeler	Otomobil		Minibüs		Midibüs		Otobüs		Kamyonet		Kamyon		Traktör	
	Adet	\$	Adet	\$	Adet	\$	Adet	\$	Adet	\$	Adet	\$	Adet	\$
ALMANYA	29.373	288.055.423	0	0	138	4.947.852	180	21.231.387	1	8.242	8	196.585	1	11.207
AVUSTURYA	11	125.706	0	0	0	0	15	2.182.333	0	0	0	0	82	677.244
BELÇİKA	55	528.495	4	48.754	0	0	1	78.000	0	0	0	0	0	0
FİNLANDİYA	19	104.899	0	0	0	0	0	0	0	0	1	63.005	0	0
FRANSA	26.356	262.345.234	3	28.055	0	0	1	112.060	0	0	1	26.783	0	0
HOLLANDA	20	283.790	0	0	0	0	0	0	0	0	0	0	78	39.408
İNGİLTERE	4	51.684	1	31.854	0	0	0	0	314	3.862.008	0	0	1	11.467
İSPANYA	1	16.555	0	0	0	0	0	0	16	185.916	0	0	0	0
İSVİÇRE	8	93.774	0	0	0	0	3	276.915	0	0	0	0	0	0
İTALYA	6.587	51.522.875	4	36.119	1	24.086	26	2.313.867	0	0	82	1.725.946	1	12.579
YUNANİSTAN	2	26.111	0	0	0	0	0	0	0	0	0	0	0	0
AB + EFTA TOPLAMI	62.436	603.154.546	12	144.782	139	4.971.938	226	26.194.562	331	4.056.166	92	2.012.319	163	751.905
BULGARİSTAN	200	1.547.676	0	0	3	70.438	57	5.964.660	2	18.098	36	631.424	1	21.667
ÇEK CUMHURİYETİ	0	0	0	0	0	0	8	1.140.259	0	0	0	0	0	0
MAKEDONYA	16	196.139	0	0	1	29.500	0	0	1	13.660	2	20.912	31	361.634
ROMANYA	272	2.146.448	0	0	10	326.334	3	200.030	16	199.400	3	81.496	0	0
BOSNA-HERSEK	5	109.491	0	0	0	0	0	0	0	0	0	0	0	0
UKRAYNA	192	1.255.374	0	0	0	0	10	1.169.255	0	0	0	0	1	8.227
HIRVADİSTAN	0	0	0	0	0	0	3	474.382	0	0	0	0	0	0
SİRBİSTAN	4	29.165	0	0	1	14.000	1	59.500	11	89.350	5	126.014	14	227.839
MACARİSTAN	0	0	0	0	0	0	45	6.037.804	0	0	0	0	0	0
LİTVANYA	0	0	0	0	0	0	0	0	0	0	0	0	0	0
LETONYA	16	80.765	0	0	0	0	20	2.506.384	0	0	0	0	0	0
MOLDOVYA	0	0	0	0	0	0	1	30.000	2	44.000	0	0	3	15.887
SLOVENYA	57	319.985	0	0	0	0	41	3.945.474	0	0	0	0	4	44.914
D.AVRUPA TOPLAMI	762	5.685.043	0	0	15	440.272	189	21.527.748	32	364.508	46	859.846	54	680.168
AFGANİSTAN	0	0	0	0	0	0	0	0	0	0	0	0	0	0
BAHREYN	5	50.143	0	0	0	0	0	0	0	0	0	0	0	0
İSRAİL	9	230.416	1	16.584	0	0	0	0	0	0	0	0	0	0
ÜRDÜN	16	84.882	0	0	1	138.756	3	152.756	32	325.911	0	0	0	0
YEMEN	0	0	0	0	0	0	6	1.020.318	0	0	16	352.210	0	0
UMMMAN	20	210.351	0	0	0	0	2	95.708	0	0	0	0	0	0
KUVEYT	0	0	0	0	0	0	3	112.824	0	0	0	0	3	24.497
KATAR	0	0	0	0	0	0	7	1.428.938	0	0	0	0	0	0
SURİYE	127	680.539	29	387.534	9	239.000	22	1.448.779	79	835.011	130	2.526.959	0	0
LÜBNAN	173	817.010	9	123.444	0	0	4	240.988	26	300.496	0	0	0	0
BAE	12	116.901	0	0	0	0	8	761.091	0	0	2	106.500	0	0
SUUDİ ARABİSTAN	0	0	0	0	0	0	14	507.648	0	0	0	0	0	0
ORTA DOĞU TOPLAMI	362	2.190.242	39	527.562	10	377.756	69	5.769.050	137	1.461.418	148	2.985.669	3	24.497

Motorlu Taşıt Araçları İhracatı (1999/2)

Ülkeler	Otomobil		Minibüs		Midibüs		Otobüs		Kamyonet		Kamyon		Traktör	
	Adet	\$	Adet	\$	Adet	\$	Adet	\$	Adet	\$	Adet	\$	Adet	\$
AZERBEYCAN	52	788.348	32	461.575	0	0	0	0	37	325.633	12	318.945	1	1.000
RUSYA	1.385	8.944.216	1	8.936	1	8.936	1	36.660	0	0	15	245.630	12	286.943
GÜRCİSTAN	17	200.388	3	44.550	20	516.250	2	43.000	0	0	17	515.180	0	0
KIRGIZİSTAN	0	0	0	0	0	0	1	75.852	0	0	6	46.613	0	0
KAZAKİSTAN	3	32.520	3	36.708	0	0	1	13.979	288	1.894.380	0	0	0	0
ÖZBEKİSTAN	2	50.975	0	0	0	0	22	645.232	0	0	66	1.045.365	0	0
TÜRKMENİSTAN	96	737.782	3	41.972	1	35.400	0	0	0	0	0	0	3	83.360
BAĞ.DEV. TOPLAMI	1.555	10.754.229	42	593.741	22	560.586	27	814.723	325	2.220.013	116	2.171.733	16	371.303
JAPONYA	3	33.202	0	0	0	0	0	0	0	0	0	0	0	0
U.DOĞU TOPLAMI	3	33.202	0	0	0	0	0	0	0	0	0	0	0	0
ABD	0	0	0	0	0	0	0	0	0	0	0	0	1.828	18.143.072
MEKSİKA	0	0	0	0	0	0	0	0	0	0	0	0	1.828	18.143.072
AMERİKA TOPLAMI	0	0	0	0	0	0	0	0	0	0	0	0	3.656	36.286.144
PAKİSTAN	0	0	0	0	0	0	0	0	0	0	3	139.122	382	3.258.067
HİNDİSTAN	0	0	0	0	0	0	0	0	0	0	0	0	0	0
ASYA TOPLAMI	0	0	0	0	0	0	0	0	0	0	3	139.122	382	3.258.067
CEZAYİR	1.034	7.871.506	0	0	5.279	51.139.522	240	14.225.664	0	0	207	5.231.082	0	0
FAS	943	5.918.184	0	0	0	0	0	0	0	0	0	0	0	0
KENYA	0	0	0	0	0	0	0	0	4	38.870	0	0	35	384.584
LİBYA	5	27.211	0	0	0	0	0	0	0	0	0	0	0	0
SENEGAL	1	11.281	0	0	1	25.712	0	0	0	0	0	0	0	0
MAURİTUS	0	0	0	0	0	0	0	0	0	0	0	0	0	0
MİSİR	5.212	32.961.628	0	0	1	39.770	59	8.431.536	21	210.610	142	919.265	0	0
GANA	0	0	0	0	0	0	0	0	0	0	46	2.287.872	4	33.649
MOZAMBİK	0	0	0	0	0	0	0	0	0	0	0	0	6	62.832
NİJERYA	0	0	0	0	0	0	2	133.325	1	49.610	2	68.020	0	0
TANZANYA	0	0	0	0	0	0	0	0	0	0	0	0	0	0
TUNUS	873	5.439.594	0	0	0	0	0	0	75	900.912	0	0	48	481.303
UGANDA	0	0	0	0	0	0	0	0	0	0	35	1.471.150	0	0
ZAMBİA	0	0	0	0	0	0	0	0	0	0	0	0	0	0
ZİMBABWE	0	0	0	0	0	0	0	0	0	0	0	0	34	297.701
SUDAN	34	124.800	0	0	1	21.000	1	113.500	17	684.369	0	0	5	119.514
ETİOPYA	0	0	0	0	0	0	10	437.344	6	56.037	1	15.520	0	0
GÜNEY AFRİKA	0	0	0	0	0	0	0	0	0	0	0	0	7	65.985
AFRİKA TOPLAMI	8.102	52.354.204	0	0	5.282	51.226.004	312	23.341.369	124	1.940.408	433	9.992.909	139	1.445.568
GENEL TOPLAM	73.220	674.171.466	93	1.266.085	5.468	57.576.556	823	77.647.452	949	10.042.513	838	18.161.598	4.413	42.817.652

Motorlu Taşıt Araçları İhracatı (2000/1)

Ülkeler	Otomobil		Minibüs		Midibüs		Otobüs		Kamyonet		Kamyon		Traktör	
	Adet	\$	Adet	\$	Adet	\$	Adet	\$	Adet	\$	Adet	\$	Adet	\$
ALMANYA	20.731	171.740.528	0	0	146	5.114.422	261	27.951.045	312	4.411.996	18	486.284	0	0
AVUSTURYA	45	279.923	0	0	0	0	23	2.823.966	114	1.133.985	0	0	0	0
BELÇİKA	137	744.148	33	277.000	1	7.000	12	1.067.856	25	241.516	0	0	0	0
DANİMARKA	0	0	0	0	0	0	20	1.998.671	0	0	0	0	0	0
FINLANDIYA	7	28.589	0	0	0	0	1	131.451	0	0	0	0	0	0
FRANSA	29.358	243.044.996	2	31.260	3	28.620	10	836.417	432	3.742.679	0	0	1	63.899
HOLLANDA	32	212.041	0	0	0	0	4	404.033	160	1.679.400	0	0	2	14.333
İNGİLTERE	7	146.674	5	55.231	0	0	0	0	77	794.631	10	229.459	23	200.512
İSPANYA	305	1.705.324	0	0	0	0	3	274.196	179	1.949.672	0	0	0	0
İSVİÇRE	26	179.126	0	0	0	0	4	392.597	29	227.053	0	0	0	0
İTALYA	13.960	95.350.115	4	99.158	1	47.049	14	1.567.258	4.339	37.843.877	95	1.463.572	2	8.764
İSVEÇ	0	0	0	0	0	0	2	214.812	0	0	0	0	0	0
NORVEÇ	0	0	0	0	0	0	4	368.516	0	0	0	0	0	0
PORTEKİZ	95	582.244	2	25.460	0	0	0	0	39	306.986	0	0	0	0
YUNANİSTAN	65	422.395	0	0	0	0	0	0	96	477.441	2	70.750	0	0
AB + EFTA TOPLAMI	64.768	514.436.103	46	488.109	151	5.197.091	358	38.030.818	5.802	52.809.236	125	2.250.065	28	287.508
BULGARİSTAN	769	4.950.882	101	1.057.520	4	80.750	27	1.345.042	15	108.638	17	231.420	1	9.624
ÇEK CUMHURİYETİ	45	261.431	0	0	0	0	16	1.453.874	20	132.361	27	541.158	0	0
MAKEDONYA	0	0	0	0	0	0	1	34.298	23	139.607	8	114.531	28	252.493
ROMANYA	4.251	29.506.808	0	0	7	199.737	23	1.608.919	12	112.147	3	71.541	0	0
POLONYA	251	1.561.265	0	0	3	121.309	11	1.187.261	83	455.426	0	0	0	0
BOSNA-HERSEK	0	0	0	0	2	83.100	14	1.386.728	0	0	0	0	0	0
UKRAYNA	130	699.734	15	193.275	1	37.000	3	41.885	2	17.400	0	0	0	0
HIRVADİSTAN	0	0	0	0	0	0	5	575.076	0	0	0	0	0	0
SİRBİSTAN	0	0	0	0	0	0	1	7.374	1	13.920	8	271.767	124	932.111
MACARİSTAN	43	253.262	0	0	0	0	34	2.668.042	149	339.954	0	0	0	0
LİTVANYA	0	0	0	0	0	0	0	0	0	0	0	0	0	0
LETONYA	16	82.779	0	0	0	0	32	2.987.536	0	0	0	0	0	0
ESTONYA	0	0	0	0	0	0	2	257.859	0	0	0	0	0	0
MOLDOVYA	27	176.001	0	0	1	10.500	7	239.216	0	0	0	0	0	0
SLOVENYA	1	6.110	0	0	0	0	25	2.608.274	0	0	0	0	0	0
SLOVAKYA CUM.	0	0	0	0	0	0	6	802.183	0	0	0	0	0	0
ARNAVUTLUK	1	10.315	0	0	0	0	0	0	0	0	0	0	0	0
D.AVRUPA TOPLAMI	5.534	37.508.587	116	1.250.795	18	532.396	207	17.203.567	305	1.319.453	63	1.230.417	153	1.194.228
AFGANİSTAN	0	0	0	0	0	0	0	0	0	0	0	0	0	0
BAHREYN	0	0	0	0	0	0	1	4.000	0	0	0	0	0	0
İSRAİL	9	235.950	0	0	0	0	0	0	0	0	0	0	0	0
ÜRDÜN	0	0	10	136.992	4	114.000	25	2.772.851	12	123.155	1	28.000	0	0
YEMEN	0	0	0	0	0	0	11	1.268.545	30	265.383	0	0	0	0
UMMMAN	0	0	0	0	1	32.000	1	115.000	0	0	0	0	0	0
KUVEYT	0	0	0	0	0	0	10	116.650	0	0	0	0	0	0
KATAR	0	0	0	0	0	0	8	595.000	0	0	0	0	0	0
SURİYE	9	48.880	36	496.095	0	0	51	2.771.061	97	975.781	0	0	2	19.285
LÜBNAN	424	1.958.159	11	121.248	4	126.700	0	0	0	0	0	0	0	0
BAE	1	6.270	0	0	0	0	22	735.492	0	0	0	0	6	114.000
SUUDİ ARABİSTAN	0	0	0	0	0	0	511	14.353.651	0	0	0	0	0	0
ORTA DOĞU TOPLAMI	443	2.249.259	57	754.335	9	272.700	640	22.732.250	139	1.364.319	1	28.000	8	133.285

Motorlu Taşıt Araçları İhracatı (2000/2)

Ülkeler	Otomobil		Minibüs		Midibüs		Otobüs		Kamyonet		Kamyon		Traktör	
	Adet	\$	Adet	\$	Adet	\$	Adet	\$	Adet	\$	Adet	\$	Adet	\$
AZERBEYCAN	54	293.785	5	52.050	5	101.200	0	0	4	37.200	5	125.240	0	0
RUSYA	2.440	12.898.573	3	30.359	0	0	48	4.448.881	0	0	0	0	4	39.626
BEYAZ RUSYA	0	0	0	0	1	35.750	8	723.516	0	0	0	0	0	0
GÜRCİSTAN	54	337.543	0	0	1	6.000	7	196.579	0	0	0	0	1	3.500
KIRGIZİSTAN	0	0	0	0	0	0	0	0	0	0	5	18.750	0	0
KAZAKİSTAN	3	27.335	5	46.500	0	0	5	119.387	5	43.500	0	0	0	0
ÖZBEKİSTAN	1	9.539	0	0	0	0	3	291.414	0	0	76	1.420.979	10	114.000
TÜRKMENİSTAN	25	238.638	1	9.250	0	0	76	7.918.794	4	20.068	0	0	4	62.715
BAĞ.DEV. TOPLAMI	2.577	13.805.413	14	138.159	7	142.950	147	13.698.571	13	100.768	86	1.564.969	19	219.841
SRİLANKA	0	0	0	0	0	0	0	0	1	13.920	2	38.200	64	453.396
JAPONYA	3	39.182	0	0	0	0	0	0	0	0	0	0	0	0
HONG HONG	0	0	0	0	0	0	1	150.211	0	0	0	0	0	0
G.KORE	0	0	0	0	0	0	1	156.143	0	0	0	0	0	0
Ü. DOĞU TOPLAMI	3	39.182	0	0	0	0	2	306.354	1	13.920	2	38.200	64	453.396
ABD	0	0	0	0	0	0	0	0	0	0	0	0	3.662	33.899.017
AMERİKA TOPLAMI	0	0	0	0	0	0	0	0	0	0	0	0	3.662	33.899.017
PAKİSTAN	0	0	0	0	0	0	0	0	0	0	2	57.850	10	114.000
İRAN	0	0	0	0	0	0	1	118.745	0	0	0	0	0	0
VIETNAM	2	13.497	0	0	0	0	0	0	0	0	0	0	0	0
ASYA TOPLAMI	2	13.497	0	0	0	0	1	118.745	0	0	2	57.850	10	114.000
CEZAYİR	2.636	14.608.044	391	10.828.415	2.604	20.532.756	175	10.770.486	0	0	172	3.984.485	0	0
FAS	0	0	0	0	0	0	1	6.280	16	199.550	0	0	0	0
FİLDİŞİ	0	0	0	0	3	58.890	1	20.115	0	0	0	0	0	0
GAMBİA	0	0	0	0	0	0	0	0	0	0	4	150.928	0	0
KENYA	0	0	0	0	0	0	0	0	0	0	0	0	44	416.648
LİBYA	0	0	0	0	0	0	0	0	0	0	1	30.000	0	0
SENEGAL	0	0	2	26.352	1	24.978	0	0	0	0	0	0	10	78.516
MİSİR	5.313	24.100.168	141	1.780.620	3	121.027	98	12.638.557	0	0	0	0	1	9.840
GANA	0	0	2	28.544	0	0	0	0	0	0	7	154.764	0	0
MOZAMBİK	0	0	0	0	0	0	0	0	0	0	0	0	6	55.391
NİJERYA	1	21.580	0	0	0	0	0	0	8	111.360	0	0	0	0
TUNUS	1.059	5.399.748	0	0	0	0	0	0	23	242.671	29	517.951	96	910.764
UGANDA	0	0	0	0	0	0	0	0	0	0	9	413.000	0	0
ZAMBİA	0	0	0	0	0	0	0	0	0	0	0	0	1	14.271
ZİMBABVE	0	0	0	0	0	0	0	0	0	0	0	0	12	89.180
SUDAN	0	0	0	0	5	144.000	5	250.050	148	3.147.775	0	0	0	0
MALAVİ	0	0	0	0	0	0	0	0	0	0	1	42.750	0	0
ETİOPYA	0	0	0	0	0	0	4	256.000	6	53.119	0	0	0	0
GABON	0	0	1	11.564	0	0	0	0	1	10.448	0	0	0	0
GÜNEY AFRİKA	15	194.040	0	0	0	0	0	0	6	60.290	0	0	71	644.501
AFRİKA TOPLAMI	9.024	44.323.580	537	12.675.495	2.616	20.881.651	284	23.941.488	208	3.825.213	223	5.293.878	241	2.219.111
AHL SER.B.	11	105.980	7	72.828	0	0	0	0	0	0	0	0	0	0
GÜMRÜK MAĞ.	0	0	1	9.860	1	44.041	0	0	1	9.581	1	19.500	693	6.696.040
K.K.TÜRK CUM.	927	10.555.982	7	184.658	9	183.258	25	537.081	108	1.780.786	45	829.937	15	210.347
İSTANBUL DERİ MAĞ.	23	254.275	1	17.500	9	223.860	1.042	110.628.106	26	265.320	131	3.550.742	0	0
MERSİN SER.B	2	18.360	0	0	0	0	0	0	0	0	21	348.199	0	0
DİĞERLERİ	963	10.934.597	16	284.846	19	451.159	1.067	111.165.187	135	2.055.687	198	4.748.378	708	6.906.387
GENEL TOPLAM	83.314	623.310.218	786	15.591.739	2.820	27.477.947	2.706	227.196.980	6.603	61.488.596	700	15.211.757	4.893	45.426.773

Motorlu Taşıt Araçları İhracatı (2001/1)

Ülkeler	Otomobil		Minibüs		Midibüs		Otobüs		Kamyonet		Kamyon		Traktör	
	Adet	\$	Adet	\$	Adet	\$	Adet	\$	Adet	\$	Adet	\$	Adet	\$
ALMANYA	49.889	337.850.676	29	286.565	24	968.675	458	55.938.100	0	0	3.428	28.495.289	1	9.251
AVUSTURYA	1.102	6.351.871	0	0	0	0	46	6.641.382	465	4.352.059	0	0	0	0
BELÇİKA	2.206	13.874.825	0	0	0	0	37	4.159.478	1.135	9.927.712	0	0	1	29.626
DANİMARKA	573	3.676.601	0	0	0	0	33	4.007.316	163	1.637.688	4	138.000	3	17.137
FINLANDİYA	95	1.014.471	0	0	0	0	0	0	0	0	1	49.751	0	0
FRANSA	31.931	233.674.012	0	0	82	4.970.302	62	6.121.828	4.689	39.126.459	0	0	0	0
HOLLANDA	784	4.886.638	0	0	0	0	7	853.767	1.160	10.643.648	0	0	1	6.631
İNGİLTERE	1.176	6.802.416	4	49.987	1	10.660	2	170.750	1.835	15.502.809	4	40.664	71	408.942
İSPANYA	6.370	34.980.089	0	0	0	0	9	1.149.939	2.091	18.829.627	0	0	0	0
İSVİÇRE	739	4.903.399	0	0	0	0	3	163.943	262	1.388.301	0	0	0	0
İTALYA	22.182	132.306.751	0	0	0	0	90	10.065.394	17.589	150.452.494	53	966.625	5	35.929
İSVEÇ	0	0	0	0	0	0	16	1.604.193	89	356.408	0	0	0	0
NORVEÇ	118	736.343	0	0	0	0	0	0	537	2.197.277	0	0	0	0
PORTEKİZ	423	2.669.831	11	155.628	0	0	35	3.459.252	2.057	20.152.046	0	0	18	116.996
YUNANİSTAN	411	2.497.837	1	25.972	0	0	1	151.609	728	3.620.660	12	465.524	0	0
İRLANDA									689	6.429.645	0	0	6	62.700
AB + EFTA TOPLAMI	117.999	786.225.760	45	518.152	107	5.949.637	799	94.486.951	33.489	284.616.833	3.502	30.155.853	106	687.212
BULGARİSTAN	849	5.176.768	28	275.408	18	327.847	205	8.684.530	32	233.684	9	205.557	8	33.619
ÇEK CUMHURİYETİ	548	3.221.609	0	0	0	0	87	13.995	232	1.578.468	0	0	0	0
MAKEDONYA	13	72.259	0	0	0	0	2	38.604	33	253.522	1	14.768	95	773.082
ROMANYA	5.063	32.589.550	5	94.374	22	733.105	51	1.969.647	125	1.123.445	17	449.008	0	0
POLONYA	1.232	7.426.338	0	0	0	0	53	6.040.920	769	5.552.720	2	18.062	0	0
BOSNA-HERSEK	5	29.062	0	0	2	62.440	11	534.394	31	271.010	0	0	0	0
UKRAYNA	1.111	7.681.941	61	651.043	15	179.916	51	1.664.647	4	29.144	4	59.550	3	11.700
HIRVADİSTAN	264	1.553.791	0	0	0	0	24	2.686.936	323	1.803.861	0	0	0	0
SİRBİSTAN	0	0	0	0	0	0	0	0	0	0	0	0	0	0
MACARİSTAN	263	1.588.162	0	0	3	212.106	167	14.410.704	323	2.018.627	0	0	0	0
LİTVANYA	37	198.022	1	6.500	7	204.200	8	85.474	26	212.271	0	0	0	0
LETONYA	59	331.439	0	0	0	0	7	634.767	3	27.825	0	0	0	0
ESTONYA	6	34.076	0	0	0	0	0	0	16	57.786	0	0	0	0
MOLDOVYA	56	365.331	0	0	0	0	28	425.929			0	0	0	0
SLOVENYA	266	1.735.055	6	59.232	2	28.998	54	5.721.550	182	1.028.479	0	0	0	0
SLOVAKYA CUM.	0	0	0	0	0	0	29	3.456.015	0	0	0	0	0	0
YUGOSLAVYA	17	122.805	0	0	0	0	12	198.484	119	986.175	0	0	0	0
ARNAVUTLUK	6	32.439	0	0	6	66.400	5	135.955	14	100.316	0	0	0	0
D.AVRUPA TOPLAMI	9.795	62.158.647	101	1.086.557	75	1.815.012	794	46.702.551	2.232	15.277.333	33	746.945	106	818.401
AFGANİSTAN	0	0	0	0	0	0	0	0	0	0	0	0	0	0
BAHREYN	4	27.733	0	0	0	0	0	0	0	0	0	0	0	0
İSRAİL	1.450	8.119.927	0	0	1	8.255	0	0	248	3.059.279	50	1.426.671		
ÜRDÜN	250	1.485.687	12	153.192	0	0	75	2.012.118	20	244.841	0	0	7	52.065
YEMEN	0	0	0	0	0	0	6	967.362	0	0	10	263.352	3	38.580
UMMMAN	0	0	6	71.100	0	0	2	33.379	0	0	0	0	0	0
KUVEYT	0	0	0	0	0	0	57	4.051.428	0	0	8	23.100	0	0
KATAR	0	0	0	0	0	0	0	0	0	0	0	0	0	0
SURİYE	491	3.410.872	11	158.428	11	158.428	100	4.603.153	56	583.355	68	1.087.850	3	20.250
LÜBNAN	310	1.782.734	2	26.352	0	0	6	958.256	9	91.512	0	0	0	0
BAE	5	33.137	0	0	0	0	24	1.528.576	0	0	1	16.500	0	0
SUUDİ ARABİSTAN	8	66.000	1	13.050	0	0	616	37.492.838	0	0	2	18.700	0	0
ORTA DOĞU TOPLAMI	2.518	14.926.090	32	422.122	12	166.683	886	51.647.110	333	3.978.987	139	2.836.173	13	110.895

Motorlu Taşıt Araçları İhracatı (2001/2)

Ülkeler	Otomobil		Minibüs		Midibüs		Otobüs		Kamyonet		Kamyon		Traktör	
	Adet	\$	Adet	\$	Adet	\$	Adet	\$	Adet	\$	Adet	\$	Adet	\$
AZERBEYCAN	256	1.545.807	13	154.296	25	256.782	11	113.811	79	702.662	29	500.499	0	0
RUSYA	6.413	36.710.214	3	25.609	0	0	167	8.364.237	7	47.350	18	458.688	3	7.700
BEYAZ RUSYA	17	77.153	0	0	1	5.600	20	358.470	3	22.324	0	0	0	0
GÜRCİSTAN	114	710.538	1	18.500	1	6.000	46	507.765	16	161.804	1	18.320	4	5.733
KIRGIZİSTAN	0	0	0	0	0	0	0	0	0	0	0	0	0	0
KAZAKİSTAN	9	74.891	2	43.600	0	0	8	591.779	1	2.610	1	7.000	0	0
ÖZBEKİSTAN	0	0	0	0	0	0	22	138.414	0	0	61	5.315.574	0	0
TÜRKMENİSTAN	195	974.744	0	0	0	0	5	43.486	1	7.616	91	750.360	0	0
BAĞ.DEV. TOPLAMI	7.004	40.093.347	19	242.005	27	268.382	279	10.117.962	107	944.366	201	7.050.441	7	13.433
SRİLANKA	0	0	0	0	0	0	0	0	12	100.364	7	259.312	17	123.297
JAPONYA	17	212.664	0	0	0	0	0	0	0	0	0	0	0	0
HONG HONG	0	0	0	0	0	0	0	0	0	0	0	0	0	0
G.KORE	0	0	0	0	0	0	0	0	0	0	0	0	0	0
Ü. DOĞU TOPLAMI	17	212.664	0	0	0	0	0	0	12	100.364	7	259.312	17	123.297
BREZİLYA	1	8.609	0	0	0	0	0	0	3	19.517	0	0	0	0
KANADA										0	0	0	4	28.898
ABD	3	28.300	0	0	0	0	7	939.578	0	0	3	18.723	1.950	13.962.794
AMERİKA TOPLAMI	4	36.909	0	0	0	0	7	939.578	3	19.517	3	18.723	1.954	13.991.692
PAKİSTAN	0	0	0	0	0	0	0	0	25	167.250	0	0	0	0
İRAN	8	50.760	0	0	0	0	1	144.475	0	0	0	0	0	0
VIETNAM	0	0	685	5.998.469	0	0	0	0	0	0	0	0	0	0
ÇİN	449	4.985.495	1	13.995	0	0	10	1.390.350	1	6.761	0	0	0	0
KÜBA	9	51.877	0	0	0	0	0	0	2	18.475	0	0	0	0
ASYA TOPLAMI	466	5.088.132	686	6.012.464	0	0	11	1.534.825	28	192.486	0	0	0	0
CEZAYİR	3.911	19.241.571	0	0	1.656	11.974.096	29	1.510.777	52	371.224	101	2.319.876		
FAS	2	15.038	89	964.327	0	0	0	0	23	203.618	0	0	0	0
FİLDİŞİ	0	0	0	0	0	0	0	0	0	0	2	39.814	0	0
GAMBİA	0	0	0	0	0	0	0	0	0	0	0	0	1	4.250
KENYA	0	0	0	0	0	0	0	0	0	0	0	0	24	236.399
LİBYA	0	0	0	0	0	0	4	714.733	0	0	0	0	0	0
SENEGAL	2	19.700	0	0	0	0	0	0	6	64.350	2	34.846	2	13.908
MISIR	7.704	30.633.770	16	207.100	0	0	50	6.126.598	0	0			13	3.100
ĞANA	0	0	0	0	0	0	0	0	41	490.354	7	177.028	0	0
MOZAMBİK	0	0	0	0	0	0	0	0	0	0	0	0	6	55.124
NİJERYA	0	0	8	130.901	0	0	0	0	0	0	4	155.570	0	0
TUNUS	1.493	7.432.950	160	4.307.683	1	31.285	0	0	212	3.369.464	155	2.400.859	2	16.773
UGANDA	0	0	0	0	0	0	0	0	0	0	0	0	0	0
ZAMBİA	0	0	0	0	0	0	0	0	0	0	0	0	4	29.406
ZİMBABVE	0	0	0	0	0	0	0	0	0	0	0	0	6	41.162
SUDAN	3	25.830	1	5.711	0	0	21	1.874.472	0	0	5	126.000		
MALAVİ	0	0	0	0	0	0	0	0	0	0	0	0	3	22.919
ETİOPYA	0	0	0	0	0	0	17	1.071.037	0	0	12	217.167		
GABON	0	0	0	0	0	0	3	315.668	2	20.500	0	0	0	0
HAİTİ	20	122.261	0	0	0	0	0	0	53	470.166	0	0	0	0
ĞİNE			1	15.366	0	0	0	0	0	0	0	0	4	33.020
MADAGASKAR			1	12.198	0	0	0	0	1	11.552	0	0	0	0
ANGOLA									6	384.996	6	72.795	0	0
KONGO									1	15.875	0	0	0	0
ĞÜNEY AFRİKA	14	178.320	16	256.480	0	0	0	0	15	183.068	4	105.254	77	694.558
AFRİKA TOPLAMI	13.149	57.669.440	292	5.899.766	1.657	12.005.381	130	11.998.281	412	5.272.966	292	5.576.414	142	1.150.619
AHL SER.B.	11	100.348	7	68.274	0	0	1	15.250	0	0	1	9.581	0	0
GÜMRÜK MAĞ.	0	0	0	0	0	0	0	0	0	0	0	0	0	0
K.K.TÜRK CUM.	374	2.662.137	7	98.000	2	41.500	11	330.034	69	475.574	53	801.527	4	31.600
İSTANBUL DERİ MAĞ.	56	497.933	0	0	5	107.680	482	54.597.808	9	36.630	2	10.215	2	28.165
MERSİN SER.B	0	0	0	0	0	0	0	0	0	0	0	0	0	0
DİĞERLERİ	441	3.260.418	14	166.274	7	149.180	494	54.943.092	78	512.204	56	821.323	6	59.765
GENEL TOPLAM	151.393	969.671.407	1.189	14.347.340	1.885	20.354.275	3.400	272.370.350	36.694	310.915.056	4.233	47.465.184	2.351	16.955.314

Motorlu Taşıt Araçları İhracatı (2002/1)

Ülkeler	Otomobil		Minibüs		Midibüs		Otobüs		Kamyonet		Kamyon		Traktör	
	Adet	\$	Adet	\$	Adet	\$	Adet	\$	Adet	\$	Adet	\$	Adet	\$
ALMANYA	38.291	291.859.657	2	24.939	6	353.955	240	29.855.537	3.785	29.071.251	10	394.164	35	174.153
AVUSTURYA	357	3.477.858	0	0	0	0	64	8.572.652	510	3.981.250	0	0	0	0
BELÇİKA	1.433	12.556.797	5	54.808	0	0	10	982.635	1.129	8.792.475	13	391.753	33	113.586
DANİMARKA	965	8.698.972	0	0	0	0	10	1.788.092	278	2.435.532	0	0	15	49.190
FİNLANDIYA	4.804	36.068.961	2	20.178	0	0	0	0	198	2.031.792	0	0	0	0
FRANSA	28.473	236.529.759	0	0	23	1.402.042	168	18.167.793	11.160	86.510.120	0	0	0	0
HOLLANDA	779	6.204.813	1	10.868	0	0	0	0	1.442	11.301.942	10	295.593	29	330.464
İNGİLTERE	1.626	14.434.217	5	51.980	0	0	2	161.027	10.726	102.603.512	16	617.525	53	345.813
İSPANYA	5.400	43.948.729	3	40.701	0	0	3	210.329	3.856	38.838.376	0	0	38	206.277
İSVİÇRE	1.107	11.152.517	0	0	0	0	2	327.918	290	2.183.872	0	0	1	9.432
İTALYA	13.311	111.071.070	0	0	0	0	51	5.841.496	29.736	246.263.086	0	0	291	3.453.663
İSVEÇ	900	8.125.840	0	0	0	0	15	2.554.857	417	2.998.778	0	0	0	0
NORVEÇ	494	5.204.971	0	0	0	0	47	6.873.718	104	944.975	0	0	0	0
PORTEKİZ	1.673	16.149.100	8	108.365	0	0	11	1.083.227	1.401	11.986.287	0	0	56	214.182
YUNANİSTAN	3.186	24.360.455	3	68.205	0	0	2	205.123	2.881	20.345.758	1	4.000	4	24.150
İRLANDA	3.896	31.958.279	0	0	0	0	0	0	913	7.396.477	1	14.902	52	644.484
İZLANDA	54	495.355	0	0	0	0	0	0	0	0	0	0	0	0
MALTA	163	1.220.385	0	0	0	0	0	0	0	0	0	0	0	0
AB + EFTA TOPLAMI	106.912	863.517.735	29	380.044	29	1.755.997	625	76.624.404	68.826	577.685.483	51	1.717.937	607	5.565.394
BULGARİSTAN	944	6.632.765	9	98.603	28	326.857	119	5.062.428	62	507.095	23	532.574	4	14.708
ÇEK CUMHURİYETİ	856	6.767.605	0	0	0	0	9	1.227.911	389	3.256.835	167	7.008.253	0	0
MAKEDONYA	43	306.103	0	0	3	22.500	8	300.121	50	310.846	1	25.000	50	349.177
ROMANYA	6.292	46.191.877	11	200.216	56	1.630.234	63	5.475.976	488	3.436.248	60	1.938.203	0	0
POLONYA	5.375	39.932.699	0	0	0	0	34	2.636.021	1.027	8.393.931	104	4.117.798	9	14.772
BOSNA-HERSEK	0	0	0	0	10	254.400	33	3.164.764	21	125.671	1	43.816	0	0
UKRAYNA	1.304	8.825.184	18	181.273	55	559.047	60	1.987.184	15	117.876	29	770.221	3	18.000
HIRVADİSTAN	116	809.065	0	0	0	0	29	3.205.480	369	2.129.493	2	73.302	1	10.977
SİRBİSTAN	0	0	0	0	0	0	0	0	0	0	0	0	0	0
MACARİSTAN	3.037	24.859.034	0	0	17	512.186	211	24.020.745	2.243	16.304.395	32	1.287.108	0	0
LİTVANYA	40	262.227	0	0	4	272.826	7	226.626	23	136.570	1	41.018	0	0
LETONYA	49	307.747	0	0	0	0	0	0	15	72.395	0	0	0	0
ESTONYA	33	194.263	0	0	0	0	19	1.907.961	22	122.713	1	39.998	0	0
MOLDOVYA	72	537.497	0	0	0	0	28	341.135	0	0	0	0	1	7.305
SLOVENYA	200	1.634.426	0	0	0	0	26	3.241.199	78	511.902	8	325.924	0	0
SLOVAKYA CUM.	0	0	0	0	0	0	29	4.268.312	0	0	1	36.455	0	0
YUGOSLAVYA	23	149.711	0	0	0	0	34	1.515.483	76	483.569	0	0	0	0
ARNAVUTLUK	24	192.921	0	0	2	17.861	4	160.036	16	94.655	0	0	1	7.375
D.AVRUPA TOPLAMI	18.408	137.603.124	38	480.092	175	3.595.911	713	58.741.382	4.894	36.004.194	430	16.239.670	69	422.314
AFGANİSTAN	0	0	0	0	0	0	1	11.700	2	18.000	3	49.500	6	61.476
BAHREYN	40	301.056	0	0	0	0	1	27.000	0	0	0	0	0	0
İSRAİL	8.583	74.016.823	0	0	0	0	1	104.758	2.129	15.641.143	4	203.470	4	33.105
ÜRDÜN	202	1.303.339	0	0	0	0	12	312.900	7	73.917	125	2.527.666	0	0
YEMEN	0	0	0	0	0	0	8	315.000	0	0	0	0	51	631.700
UMMMAN	0	0	0	0	0	0	13	216.927	0	0	6	102.088	2	7.262
KUVEYT	36	262.455	0	0	0	0	25	388.500	0	0	37	413.900	0	0
KATAR	78	501.480	0	0	0	0	10	1.718.842	0	0	3	24.900	0	0
SURİYE	714	4.306.712	3	35.471	3	93.000	74	3.358.230	51	302.785	98	2.538.969	24	235.500
LÜBNAN	328	2.403.454	0	0	0	0	7	259.748	0	0	0	0	0	0
BAE	13	110.794	0	0	0	0	37	1.135.592	0	0	30	723.386	1	671
SUUDİ ARABİSTAN	3.806	20.412.188	0	0	0	0	165	5.990.829	7	34.918	45	139.277	0	0
ORTA DOĞU TOPLAMI	13.800	103.618.301	3	35.471	3	93.000	354	13.840.026	2.196	16.070.763	351	6.723.156	88	969.714

Motorlu Taşıt Araçları İhracatı (2002/2)

Ülkeler	Otomobil		Minibüs		Midibüs		Otobüs		Kamyonet		Kamyon		Traktör	
	Adet	\$	Adet	\$	Adet	\$	Adet	\$	Adet	\$	Adet	\$	Adet	\$
AZERBEYCAN	270	1.353.137	39	488.444	64	1.119.660	55	1.011.814	17	137.281	25	251.852	0	0
RUSYA	7.817	54.581.074	13	115.996	1	2.500	266	4.768.065	1	6.200	6	32.600	2	11.360
BEYAZ RUSYA	7	58.138	0	0			16	432.055	2	11.735	6	256.413	0	0
GÜRCİSTAN	20	150.669	9	184.786	1	32.150	37	275.874	35	187.156	10	256.944		
KIRGIZISTAN	0	0	1	14.065	0	0	1	18.646	2	18.094	0	0	0	0
KAZAKİSTAN	18	167.008	7	95.928	2	31.630	15	341.747	2	29.100	22	1.029.934	0	0
ÖZBEKİSTAN	0	0	0	0	0	0	21	340.183	0	0	0	0	0	0
TÜRKMENİSTAN	42	374.726	3	38.501	0	0	0	0	3	37.464	24	825.699	3	26.400
BAĞ.DEV. TOPLAMI	8.174	56.684.752	72	937.720	68	1.185.940	411	7.188.384	62	427.030	93	2.653.442	5	37.760
SRİLANKA	0	0	0	0	0	0	0	0	0	0	0	0	52	304.766
JAPONYA	18	209.522	0	0	0	0	0	0	1	979	0	0	0	0
HONG HONG	0	0	0	0	0	0	0	0	0	0	0	0	0	0
MALEZYA	20	181.565	0	0	0	0	0	0	62	2.364.000	22	812.000	0	0
FİLİPİNLER	0	0	0	0	0	0	0	0	1	9.900	0	0	0	0
G.KORE	0	0	0	0	0	0	0	0	0	0	0	0	0	0
U.DOĞU TOPLAMI	38	391.087	0	0	0	0	0	0	64	2.374.879	22	812.000	52	304.766
BREZİLYA	0	0	0	0	0	0	0	0	0	0	0	0	0	0
KANADA	0	0	0	0	0	0	0	0	0	0	0	0	0	0
MEKSİKA	13	159.840	0	0	0	0	0	0	0	0	0	0	5	59.183
ABD	0	0	0	0	0	0	0	0	0	0	0	0	2.000	14.970.124
AMERİKA TOPLAMI	13	159.840	0	0	0	0	0	0	0	0	0	0	2.005	15.029.307
PAKİSTAN	0	0	0	0	0	0	0	0	0	0	0	0	0	0
İRAN	1	5.250	0	0	0	0	67	2.704.867	0	0	0	0	0	0
VIETNAM	5	34.504	436	4.335.609	0	0	2	283.034	0	0	0	0	0	0
HİNDİSTAN	1	8.179	0	0	0	0	0	0	0	0	0	0	0	0
ÇİN	1.260	13.321.398	0	0	0	0	4	562.837	0	0	0	0	3	29.996
KÜBA	0	0	0	0	0	0	0	0	0	0	0	0	0	0
ASYA TOPLAMI	1.267	13.369.331	436	4.335.609	0	0	73	3.550.738	0	0	0	0	3	29.996

Motorlu Taşıt Araçları İhracatı (2002/3)

Ülkeler	Otomobil		Minibüs		Midibüs		Otobüs		Kamyonet		Kamyon		Traktör	
	Adet	\$	Adet	\$	Adet	\$	Adet	\$	Adet	\$	Adet	\$	Adet	\$
CEZAYİR	7.780	46.010.694	16	540.962	1.192	11.928.862	295	8.661.796	413	12.010.113	132	2.214.977	23	157.189
FAS	291	2.205.178	22	194.535	0	0	13	253.087	32	101.295	4	85.301	0	0
FİLDİŞİ	24	163.475	0	0	0	0	2	57.966	51	314.324	2	20.186	0	0
GAMBİA	0	0	0	0	0	0	0	0	0	0	0	0	0	0
KENYA	0	0	0	0	0	0	0	0	0	0	0	0	36	305.669
LİBYA	0	0	3	58.500	2	29.800	44	7.602.849	6	60.600	0	0	2	42.000
SENEGAL	1	7.497	1	12.670	0	0	0	0	4	52.649	3	47.847	0	0
PAPUA YENİ GİNE	0	0	0	0	0	0	0	0	0	0	0	0	7	56.975
MISIR	8.737	37.130.421	26	233.333	1	38.800	6	424.248	1	6.696	0	0	0	0
YENİ ZELANDA	0	0	0	0	0	0	0	0	0	0	0	0	6	80.985
GANA	1	9.950	0	0	0	0	0	0	5	70.846	12	330.665	0	0
MOZAMBİK	0	0	0	0	0	0	0	0	0	0	0	0	0	0
NIJERYA	0	0	0	0	0	0	1	12.000	0	0	0	0	0	0
TUNUS	1.185	8.001.588	0	0	0	0	0	0	0	0	0	0	0	0
MAKAO	0	0	0	0	0	0	8	1.320.368	0	0	120	1.033.709	0	0
UGANDA	0	0	0	0	0	0	0	0	0	0	0	0	0	0
ZAMBİA	0	0	0	0	0	0	0	0	0	0	0	0	0	0
ZİMBABVE	0	0	0	0	0	0	0	0	0	0	0	0	10	54.053
RUANDA	0	0	0	0	0	0	1	6.000	0	0	0	0	0	0
MAURİTUS	0	0	0	0	0	0	0	0	1	6.216	0	0	0	0
SUDAN	3	12.220	0	0	2	66.000	14	1.100.397	18	133.227	14	595.244	22	160.479
MALAVİ	0	0	0	0	0	0	0	0	0	0	0	0	2	13.094
ETİOPYA	0	0	7	82.278	0	0	91	2.264.247	13	149.051	0	0	0	0
ENDONEZYA	0	0	0	0	0	0	0	0	0	0	0	0	6	58.647
GABON	0	0	1	10.857	0	0	3	3.205.943	2	22.192	0	0	0	0
HAİTİ	4	28.523	0	0	0	0	0	0	1	6.292	0	0	0	0
GİNE	0	0	0	0	0	0	0	0	0	0	0	0	0	0
ZAİRE	0	0	0	0	0	0	0	0	3	17.267	0	0	0	0
KAMERUN	0	0	0	0	12	280.500	0	0	0	0	0	0	0	0
MADAGASKAR	0	0	0	0	0	0	0	0	0	0	0	0	0	0
ANGOLA	2	15.012	0	0	0	0	12	292.500	9	70.484	1	52.500	0	0
KONGO	0	0	1	13.057	0	0	1	25.070	0	0	0	0	0	0
CAYMAN ADALARI	0	0	0	0	0	0	0	0	0	0	5	97.700	0	0
KAPE VERDE	0	0	0	0	0	0	20	489.275	0	0	0	0	0	0
GÜNEY AFRİKA	0	0	0	0	0	0	0	0	2	12.548	0	0	354	3.269.896
AFRİKA TOPLAMI	18.028	93.584.558	77	1.146.192	1.209	12.343.962	511	25.715.746	561	13.033.800	293	4.478.129	468	4.198.987
AVUSTRALYA	0	0	0	0	0	0	0	0	0	0	0	0	20	230.374
K.K.TÜRK CUM.	190	1.552.055	19	76.719	0	0	17	75.975	12	128.376	10	123.362	12	75.066
İSTANBUL DERİ MAĞ.	10	124.382	1	28.815	0	0	989	75.975	0	0	17	753.972	0	0
BURSA SER.B	10	98.902	0	0	0	0	5	174.700	0	0	0	0	0	0
MERSİN SER.B	1	14.750	0	0	0	0	0	0	2	30.436	57	2.393.744	0	0
Diğerleri	211	1.790.089	20	105.534	0	0	1.011	326.650	14	158.812	84	3.271.078	12	75.066
GENEL TOPLAM	166.851	1.270.718.817	675	7.420.662	1.484	18.974.810	3.698	185.987.330	76.617	645.754.961	1.324	35.895.412	3.329	26.863.678

Motorlu Taşıt Araçları İhracatı (2003/1)

Ülkeler	Otomobil		Minibüs		Midibüs		Otobüs		Kamyonet		Kamyon		Traktör	
	Adet	\$	Adet	\$	Adet	\$	Adet	\$	Adet	\$	Adet	\$	Adet	\$
ALMANYA	42.109	396.086.315	5	65.882	1	205.049	281	47.386.151	6.938	75.256.794	29	948.265	41	268.437
AVUSTURYA	2.323	24.518.934	0	0	1	52.817	127	20.052.961	2.155	20.310.655	0	0	0	0
BELÇİKA	2.354	28.261.932	5	69.050	0	0	17	1.587.433	1.299	12.752.430	5	350.000	832	12.075.866
DANİMARKA	1.138	12.050.340	0	0	0	0	16	3.601.506	1.179	13.610.353	0	0	13	28.591
FİNLANDIYA	7.777	79.539.354	0	0	0	0	0	0	918	10.206.627	1	65.339	0	0
FRANSA	35.791	429.222.823	0	0	19	1.217.350	260	34.488.935	9.902	104.881.992	0	0	1	9.835
HOLLANDA	3.035	33.205.725	0	0	0	0	1	61.500	5.044	48.898.695	28	1.461.437	7	104.693
İNGİLTERE	900	10.851.534	1	13.348	17	1.167.857	14	933.529	18.614	200.692.327	21	511.601	28	189.906
İSPANYA	13.748	148.908.903	0	0	0	0	14	2.425.067	10.052	108.893.105	0	0	109	522.642
İSVİÇRE	1.206	14.307.692	0	0	0	0	1	222.267	861	8.797.065	0	0	45	644.937
İTALYA	12.538	133.982.591	1	10.753	0	0	84	15.365.230	25.813	259.831.719	0	0	4.728	68.007.366
İSVEÇ	2.824	31.174.543	0	0	0	0	26	4.830.766	827	9.569.241	0	0	0	0
NORVEÇ	1.378	15.988.812	0	0	0	0	5	990.234	1.682	17.750.719	0	0	0	0
PORTEKİZ	2.321	25.557.082	8	179.015	0	0	1	190.609	2.823	27.431.274	0	0	35	198.102
YUNANİSTAN	6.764	62.838.452	0	0	0	0	39	7.773.541	6.647	55.723.058	0	0	30	134.198
İRLANDA	4.759	47.168.741	0	0	0	0	0	0	1.604	13.664.481	0	0	6	92.200
İZLANDA	388	3.852.124	0	0	0	0	0	0	0	0	0	0	0	0
LÜKSEMBURG	0	0	0	0	0	0	2	329.499	0	0	0	0	0	0
MALTA	231	2.207.110	0	0	0	0	30	2.020.187	312	2.785.920	0	0	1	9.195
AB + EFTA TOPLAMI	141.584	1.499.723.007	20	338.048	38	2.643.073	918	142.259.415	96.670	991.056.455	84	3.336.642	5.876	82.285.968
BULGARİSTAN	1.268	13.568.559	33	365.200	29	468.377	126	13.680.097	220	2.382.813	21	568.340	4	43.658
ÇEK CUMHURİYETİ	1.634	15.505.561	0	0	1	65.569	15	2.172.953	1.890	18.585.811	72	3.463.698	0	0
MAKEDONYA	36	293.650	1	34.134	0	0	4	73.289	64	463.321	0	0	14	95.322
ROMANYA	7.300	66.116.779	0	0	3	155.484	61	7.737.886	786	6.457.445	73	2.762.706	8	129.339
POLONYA	8.327	78.226.853	0	0	0	0	4	449.658	1.112	11.499.548	142	6.790.695	30	47.382
BOSNA-HERSEK	1	12.403	0	0	0	0	20	1.593.827	10	98.406	1	23.591	0	0
UKRAYNA	2.283	18.418.068	66	622.379	24	587.285	41	2.916.979	76	778.532	34	1.067.717	0	0
HIRVADİSTAN	928	8.744.644	0	0	0	0	84	9.682.499	1.070	9.162.576	0	0	0	0
SİRBİSTAN	0	0	0	0	0	0	0	0	0	0	0	0	0	0
MACARİSTAN	4.600	42.688.098	2	94.800	13	534.023	121	16.799.251	3.625	31.595.674	49	2.437.762	0	0
LİTVANYA	96	738.535	0	0	0	0	1	65.797	49	381.690	96	4.678.624	0	0
LETONYA	16	114.957	0	0	0	0	0	0	0	0	1	46.527	0	0
ESTONYA	26	229.529	0	0	0	0	0	0	57	469.721	1	51.136	0	0
MOLDOVYA	77	717.104	0	0	0	0	3	37.250	0	0	2	25.000	2	18.292
SLOVENYA	934	9.007.908	0	0	1	18.440	38	5.312.406	1.077	9.561.529	0	0	0	0
SLOVAKYA CUM.	0	0	0	0	0	0	43	6.045.504	60	682.459	30	1.516.029	0	0
YUGOSLAVYA	150	1.479.475	0	0	1	32.357	139	16.569.818	426	3.538.856	3	146.061	3	30.438
ARNAVUTLUK	26	233.413	0	0	0	0	37	817.220	34	248.398	0	0	0	0
D.AVRUPA TOPLAMI	27.702	256.095.536	102	1.116.513	72	1.861.535	737	83.954.434	10.556	95.906.779	525	23.577.886	61	364.431
AFGANİSTAN	0	0	0	0	0	0	0	0	8	441.543	2	15.329	160	1.010.620
BAHREYN	160	1.399.317	0	0	0	0	0	0	0	0	2	21.003	1	11.330
İSRAİL	13.819	143.389.505	0	0	0	0	0	0	686	6.413.909	2	122.000	32	395.479
ÜRDÜN	241	1.960.655	0	0	1	31.500	17	1.772.500	18	114.834	67	1.954.938	3	19.800
YEMEN	0	0	0	0	0	0	6	856.828	0	0	2	44.252	0	0
UMMAN	0	0	0	0	0	0	23	3.186.455	0	0	18	584.283	0	0
KUVEYT	170	1.508.709	0	0	0	0	51	2.249.484	0	0	41	615.094	3	29.044
KATAR	157	1.252.319	0	0	0	0	4	228.172	0	0	0	0	0	0
SURİYE	596	3.937.409	0	0	1	28.550	29	2.737.966	45	299.142	28	481.728	37	81.900
LÜBNAN	488	4.576.151	0	0	0	0	5	179.252	32	216.780	4	120.581	45	174.976
BAE	49	563.130	2	28.576	0	0	130	15.901.184	0	0	30	533.835	0	0
CEBELİTARİK	1	11.659	0	0	0	0	0	0	1	9.985	0	0	0	0
SUUDİ ARABİSTAN	9.080	58.151.331	61	808.367	2	75.140	325	43.855.928	120	1.826.775	205	5.857.363	6	50.931
ORTA DOĞU TOPLAMI	24.761	216.750.185	63	836.943	4	135.190	590	70.967.769	910	9.322.968	401	10.350.406	287	1.774.080

Motorlu Taşıt Araçları İhracatı (2003/2)

Ülkeler	Otomobil		Minibüs		Midibüs		Otobüs		Kamyonet		Kamyon		Traktör	
	Adet	\$	Adet	\$	Adet	\$	Adet	\$	Adet	\$	Adet	\$	Adet	\$
AZERBEYCAN	603	2.605.172	14	179.631	19	401.465	40	1.216.108	38	331.468	79	1.497.214	0	0
RUSYA	12.975	102.374.309	19	230.340	0	0	175	4.875.223	121	1.290.028	51	1.796.976	3	58.167
BEYAZ RUSYA	5	43.777	0	0	0	0	0	0	3	24.426	0	0	0	0
GÜRCİSTAN	30	287.654	5	138.750	7	263.815	6	35.250	2	29.412	32	686.189	0	0
KIRGIZİSTAN	0	0	0	0	0	0	1	125.000	0	0	1	5.060	0	0
KAZAKİSTAN	158	1.320.412	2	59.882	0	0	1	38.640	15	268.780	17	496.911	0	0
ÖZBEKİSTAN	0	0	0	0	0	0	188	15.674.301	0	0	0	0	0	0
TACİKİSTAN	1	14.527	0	0	0	0	0	0	0	0	0	0	0	0
TÜRKMENİSTAN	56	386.275	1	18.723	0	0	0	0	2	23.006	34	709.229	0	0
BAĞ.DEV. TOPLAMI	13.828	107.032.126	41	627.326	26	665.280	411	21.964.522	181	1.967.120	214	5.191.579	3	58.167
SRİLANKA	0	0	0	0	0	0	0	0	0	0	0	0	0	0
JAPONYA	20	270.437	0	0	0	0	4	144.504	0	0	0	0	0	0
HONG HONG	0	0	0	0	0	0	0	0	0	0	0	0	0	0
MALEZYA	0	0	0	0	0	0	0	0	0	0	63	2.157.750	0	0
FİLİPİNLER	0	0	0	0	0	0	0	0	0	0	0	0	0	0
TAYLAND	0	0	0	0	14	380.000	0	0	0	0	0	0	0	0
G.KORE	0	0	0	0	0	0	0	0	5	42.027	0	0	121	1.697.646
U.DOĞU TOPLAMI	20	270.437	0	0	14	380.000	4	144.504	5	42.027	63	2.157.750	121	1.697.646
BREZİLYA	0	0	0	0	0	0	0	0	0	0	0	0	0	0
KANADA	0	0	0	0	0	0	0	0	0	0	0	0	0	0
MEKSIKA	0	0	0	0	0	0	0	0	0	0	0	0	0	0
ABD	1	19.445	1	22.965	0	0	0	0	0	0	0	0	4.576	49.981.868
HONDURAS	0	0	0	0	0	0	0	0	0	0	0	0	3	38.929
KÜBA	6	46.206	0	0	0	0	0	0	0	0	0	0	0	0
AMERİKA TOPLAMI	7	65.651	1	22.965	0	0	0	0	0	0	0	0	4.579	50.020.797
PAKİSTAN	0	0	0	0	0	0	0	0	0	0	2	29.610	0	0
İRAN	0	0	0	0	0	0	10	1.732.775	17	5.809	1	127.417	0	0
İRAK	2	1.530	2	27.000			2	289.400	1	5.300	18	197.950	0	0
VIETNAM	150	1.479.475	880	11.645.719	0	0	0	0	0	0	0	0	0	0
FİLİPİNLER	0	0	0	0	0	0	0	0	0	0	0	0	25	347.141
HİNDİSTAN	0	0	0	0	0	0	0	0	0	0	0	0	0	0
KAMPUCYA	0	0	2	34.761	0	0	0	0	0	0	0	0	0	0
ÇİN	1.386	15.442.474	4	53.956	0	0	5	779.885	0	0	0	0	61	835.256
ASYA TOPLAMI	1.538	16.923.479	888	11.761.436	0	0	17	2.802.060	18	11.109	21	354.977	86	1.182.397

Motorlu Taşıt Araçları İhracatı (2003/3)

Ülkeler	Otomobil		Minibüs		Midibüs		Otobüs		Kamyonet		Kamyon		Traktör	
	Adet	\$	Adet	\$	Adet	\$	Adet	\$	Adet	\$	Adet	\$	Adet	\$
CEZAYİR	4.575	33.270.784	42	1.491.066	318	4.133.949	306	9.345.970	304	7.911.731	57	1.233.263	52	430.249
FAS	426	4.012.213	3	40.924	0	0	4	116.006	7	34.836	31	462.239	35	426.455
FİLDİŞİ	8	69.773	0	0	0	0	0	0	1	7.349	15	536.376	0	0
GAMBİA	0	0	0	0	0	0	0	0	0	0	0	0	30	311.266
KENYA	0	0	0	0	0	0	0	0	0	0	0	0	30	311.266
LİBYA	0	0	0	0	0	0	2	470.990	0	0	0	0	329	2.588.947
SENEGAL	0	0	0	0	0	0	0	0	0	0	0	0	0	0
PAPUA YENİ GİNE	0	0	0	0	0	0	0	0	0	0	0	0	3	37.605
MISIR	7.874	36.074.747	0	0	0	0	5	676.910	61	951.431	1	15.839	0	0
YENİ ZELANDA	0	0	0	0	0	0	0	0	0	0	0	0	102	1.396.017
GANA	1	8.883	0	0	0	0	0	0	0	0	0	0	0	0
MOZAMBİK	0	0	0	0	0	0	0	0	0	0	44	1.022.487	0	0
EKVATOR	0	0	0	0	0	0	0	0	0	0	0	0	3	34.823
NİJERYA	0	0	0	0	0	0	0	0	0	0	0	0	0	0
TUNUS	2.886	22.641.280	4	55.214	0	0	0	0	52	600.204	270	2.913.796	0	0
MAKAO	0	0	0	0	0	0	0	0	0	0	0	0	0	0
UGANDA	0	0	0	0	0	0	0	0	0	0	0	0	0	0
ZAMBİA	0	0	0	0	0	0	0	0	0	0	0	0	8	72.792
ZİMBABVE	0	0	0	0	0	0	0	0	0	0	0	0	0	0
RUANDA	0	0	0	0	0	0	0	0	0	0	0	0	0	0
MAURİTUS	0	0	0	0	0	0	0	0	3	21.983	0	0	0	0
SUDAN	5	45.717	0	0	0	0	13	1.513.029	3	33.200	20	519.518	0	0
MALAVİ	0	0	0	0	0	0	0	0	0	0	1	45.428	84	802.158
ETİOPYA	0	0	0	0	3	62.105	14	578.834	0	0	0	0	0	0
ENDONEZYA	0	0	0	0	0	0	0	0	0	0	0	0	0	0
GABON	0	0	0	0	0	0	4	608.844	0	0	0	0	0	0
HAİTİ	5	40.254	0	0	0	0	0	0	0	0	0	0	0	0
GİNE	0	0	0	0	0	0	0	0	0	0	0	0	0	0
ZAİRE	0	0	0	0	0	0	0	0	0	0	0	0	0	0
KAMERUN	0	0	0	0	6	181.495	0	0	0	0	17	748.994	1	7.778
MADAGASKAR	0	0	0	0	0	0	0	0	0	0	0	0	0	0
ANDORRA	3	36.207	0	0	0	0	0	0	0	0	0	0	0	0
ANGOLA	0	0	0	0	0	0	0	0	11	120.478	1	0	0	0
KONGO	0	0	0	0	0	0	3	74.600	0	0	0	0	0	0
CUBİTİ	0	0	1	14.306	0	0	0	0	0	0	0	0	0	0
CAYMAN ADALARI	0	0	10	162.960	0	0	0	0	0	0	5	0	0	0
KAPE VERDE	0	0	0	0	0	0	0	0	0	0	0	0	0	0
CEUTA MELİ	126	1.408.226	0	0	0	0	0	0	0	0	0	0	0	0
GUATEMALA	0	0	0	0	0	0	0	0	0	0	0	0	17	237.373
BENİN	0	0	0	0	0	0	0	0	0	0	10	422.200	0	0
BURKİNO FASO	0	0	0	0	0	0	0	0	0	0	10	265.400	0	0
SİERA LEONE	0	0	0	0	0	0	0	0	0	0	2	72.347	40	252.746
YENİ KALEDONYA	0	0	0	0	0	0	0	0	0	0	0	0	29	382.202
KOSTA RİKA	0	0	0	0	0	0	0	0	0	0	0	0	27	439.653
FR. POLİNEZYA	0	0	0	0	0	0	0	0	35	262.953	0	0	0	0
GÜNEY AFRIKA	0	0	0	0	10	697.452	0	0	171	1.243.145	0	0	326	3.935.397
AFRIKA TOPLAMI	15.909	97.608.084	60	1.764.470	337	5.075.001	351	13.385.183	648	11.187.310	484	8.257.887	1.116	11.666.727
AVUSTRALYA	0	0	0	0	0	0	0	0	0	0	0	0	540	753.282
K.K.TÜRK CUM.	157	1.895.423	22	337.013	0	0	21	656.998	52	639.263	62	1.892.153	14	141.661
İSTANBUL DERİ MAĞ.	3	47.899	0	0	0	0	853	130.227.507	0	0	4	150.638	2	3.910
BURSA SER.B.	13	241.006	0	0	0	0	2	38.000	0	0	0	0	0	0
AHL SER. B.	0	0	0	0	0	0	0	0	0	0	1	14.444	0	0
G.ANTEP SER.B.	0	0	0	0	0	0	0	0	1	676	0	0	0	0
MERSİN SER.B.	12	146.400	0	0	0	0	0	0	1	30.844	30	882.541	0	0
DIĞERLERİ	185	2.330.728	22	337.013	0	0	876	130.922.505	54	670.783	97	2.939.776	16	145.571
GENEL TOPLAM	225.534	2.196.799.233	1.197	16.804.714	491	10.760.079	3.904	466.400.392	109.042	1.110.164.551	1.889	56.166.903	12.685	149.949.066

Motorlu Taşıt Araçları İhracatı (2004/1)

Ülkeler	Otomobil		Minibüs		Midibüs		Otobüs		Kamyonet		Kamyon		Traktör	
	Adet	\$	Adet	\$	Adet	\$	Adet	\$	Adet	\$	Adet	\$	Adet	\$
ALMANYA	45.829	600.422.329	3	33.496	1	11.450	336	65.815.862	12.428	166.475.356	19	1.048.541	22	232.549
AVUSTURYA	3.249	52.447.276	0	0	3	291.797	161	24.118.278	2.531	32.190.064	0	0	0	0
BELÇİKA	4.535	75.894.543	4	36.800	0	0	2	328.168	2.377	30.230.563	0	0	242	4.064.014
DANİMARKA	3.616	54.549.222	0	0	0	0	10	2.257.890	2.257	28.366.448	1	22.611	3	19.990
FINLANDIYA	7.566	99.648.186	0	0	0	0	5	723.255	1.551	20.394.391	1	56.312	0	0
İTALYA	33.236	419.720.412	24	335.974	0	0	145	21.819.300	48.026	488.157.111	90	5.366.365	2.548	42.308.939
FRANSA	56.293	776.663.181	3	41.686	0	0	307	46.888.628	12.453	151.510.514	1	139.387	4	62.374
HOLLANDA	6.799	101.484.958	0	0	0	0	0	0	5.983	70.752.865	0	0	1	13.135
İNGİLTERE	8.365	150.601.309	1	20.175	37	2.970.869	70	5.428.714	49.910	610.701.735	60	2.102.185	153	1.189.869
İSPANYA	16.757	226.995.686	3	46.107	3	216.631	36	6.601.979	12.371	150.539.666	11	293.165	33	407.296
İSVİÇRE	2.853	46.996.306	0	0	0	0	14	3.139.018	1.351	16.148.311	0	0	0	0
İSVEÇ	3.737	52.985.418	0	0	0	0	64	11.009.542	1.120	14.468.143	0	0	0	0
NORVEÇ	3.280	49.154.870	0	0	0	0	5	684.458	1.982	23.005.465	0	0	0	0
PORTEKİZ	2.301	32.714.584	8	136.537	0	0	0	0	3.115	36.644.144	8	385.626	56	527.308
YUNANİSTAN	4.603	55.951.581	0	0	47	4.106.613	65	11.515.831	2.327	25.146.313	0	0	9	109.452
İRLANDA	3.692	47.112.029	0	0	0	0	1	182.516	3.918	50.517.860	0	0	0	0
LÜKSEMBURG	0	0	0	0	0	0	1	136.446	0	0	0	0	0	0
İZLANDA	597	6.680.816	0	0	0	0	0	0	0	0	0	0	0	0
AB (15 ÜLKE)+EFTA	207.308	2.850.022.706	46	650.775	91	7.597.360	1.222	200.649.885	163.700	1.915.248.949	191	9.414.192	3.071	48.934.926
SLOVENYA	7.015	72.079.781	0	0	0	0	40	6.033.304	776	8.273.667	6	345.086	0	0
SLOVAKYA	14	221.848	0	0	0	0	24	2.835.619	177	2.295.132	67	3.634.199	0	0
POLONYA	8.308	94.611.067	0	0	0	0	9	1.768.259	1.935	24.925.888	178	9.228.736	25	364.269
ÇEK CUM	881	12.954.757	0	0	0	0	17	2.561.168	1.013	12.983.421	159	8.714.115	0	0
MACARİSTAN	3.198	37.264.412	4	36.892	12	871.041	75	10.356.981	2.650	30.785.138	82	4.455.249	0	0
ESTONYA	12	163.620	0	0	0	0	1	57.951	0	0	5	288.492	0	0
LİTVANYA	224	2.266.513	0	0	5	415.594	17	1.374.171	10	92.678	40	2.223.631	0	0
LETONYA	24	330.540	0	0	0	0	0	0	12	179.447	4	213.012	0	0
MALTA	394	4.199.175	0	0	0	0	1	80.674	455	4.273.677	0	0	2	23.038
KIBRIS	0	0	0	0	0	0	0	0	0	0	0	0	0	0
AB (10 ÜLKE)	20.070	224.091.713	4	36.892	17	1.286.635	184	25.068.127	7.028	83.809.048	541	29.102.520	27	387.307
AB (25 ÜLKE)+EFTA	227.378	3.074.114.419	50	687.667	108	8.883.995	1.406	225.718.012	170.728	1.999.057.997	732	38.516.712	3.098	49.322.233
BULGARİSTAN	1.995	23.263.031	6	75.284	30	548.547	99	8.931.031	694	9.241.432	26	1.061.550	13	218.783
MAKADONYA	40	425.980	0	0	0	0	1	21.543	117	951.710	1	36.780	27	226.263
ROMANYA	9.156	93.742.696	0	0	10	859.718	244	26.828.858	1.783	19.473.832	90	4.501.659	86	1.497.791
BOSNA-HERSEK	60	745.215	0	0	11	621.905	27	3.789.467	50	531.096	0	0	0	0
MOLDOVA	102	1.370.426	0	0	0	0	2	146.448	0	0	0	0	0	0
UKRAYNA	1.770	16.641.969	4	83.558	7	241.410	25	2.428.329	210	2.438.637	90	3.133.652	1	25.000
HIRVADİSTAN	827	10.813.693	0	0	3	258.229	59	7.651.308	537	5.446.218	16	860.338	0	0
SİRBİSTAN	62	696.405	1	34.082	0	0	33	3.294.668	101	1.237.771	0	0	45	735.233
YUGOSLAVYA	0	0	0	0	0	0	0	0	0	0	0	0	0	0
ARNAVUTLUK	0	0	0	0	0	0	3	13.601	16	127.615	4	171.346	0	0
D. AVRUPA TOPLAMI	14.012	147.699.415	11	192.924	61	2.529.809	493	53.105.253	3.508	39.448.311	227	9.765.325	172	2.703.070
AFGANİSTAN	1	400	2	36.434	0	0	0	0	0	0	15	422.544	0	0
BAHREYN	244	2.547.010	0	0	0	0	2	380.103	0	0	3	137.070	1	13.506
İSRAIL	13.313	154.584.308	0	0	0	0	1	179.150	1.334	17.711.776	19	996.730	9	111.760
ÜRDÜN	273	2.525.592	0	0	5	131.255	28	2.780.531	0	0	30	976.454	0	0
YEMEN	0	0	0	0	0	0	8	1.354.648	0	0	30	995.348	0	0
UMMAN	0	0	0	0	0	0	0	0	0	0	26	951.645	1	23.250
KUVEYT	173	2.057.976	121	2.123.169	0	0	1	20.000	69	985.416	5	167.608	0	0
KATAR	187	1.887.243	0	0	0	0	10	2.076.267	0	0	3	137.544	1	17.503
SURİYE	769	5.363.387	0	0	0	0	12	1.432.902	62	341.890	14	576.353	10	81.048
FİLİSTİN	0	0	0	0	0	0	0	0	65	879.206	0	0	0	0
LÜBNAN	947	9.286.991	0	0	11	522.110	9	477.424	14	103.197	19	733.073	0	0
BAE	0	0	12	202.323	0	0	4	694.419	73	1.024.007	39	1.826.988	0	0
CEBELİTARİK	0	0	0	0	0	0	0	0	11	163.766	0	0	0	0
SUUDİ ARABİSTAN	11.405	66.156.337	21	342.321	0	0	78	12.245.676	241	2.953.421	145	6.012.668	2	18.451
ORTA DOĞU TOPLAMI	27.312	244.409.244	156	2.704.247	16	653.365	153	21.641.120	1.869	24.162.679	348	13.934.025	24	265.518

Motorlu Taşıt Araçları İhracatı (2004/2)

Ülkeler	Otomobil		Minibüs		Midibüs		Otobüs		Kamyonet		Kamyon		Traktör	
	Adet	\$	Adet	\$	Adet	\$	Adet	\$	Adet	\$	Adet	\$	Adet	\$
AZERBEYCAN	2.459	9.994.574	15	242.132	23	751.140	19	990.558	31	367.214	69	2.484.646	5	75.888
RUSYA	17.684	158.973.799	6	73.900	0	0	68	1.329.826	851	11.345.398	62	2.728.599	2	43.270
BEYAZ RUSYA	1	8.896	0	0	0	0	0	0	0	0	0	0	0	0
GÜRCİSTAN	101	1.093.436	4	66.546	0	0	0	0	15	358.280	24	506.481	3	180.919
KIRGIZİSTAN	8	90.890	0	0	0	0	0	0	0	0	2	72.270	0	0
KAZAKİSTAN	369	4.370.415	22	342.620	0	0	3	25.229	26	321.530	44	1.350.050	0	0
ÖZBEKİSTAN	0	0	1	48.000	0	0	101	8.646.069	0	0	3	146.450	2	21.860
TACİKİSTAN	0	0	0	0	0	0	0	0	0	0	2	44.248	0	0
TÜRKMENİSTAN	56	463.897	0	0	0	0	0	0	1	20.755	36	2.647.070	2	49.409
BAÇ.DEV.TOPLAMI	20.678	174.995.907	48	773.198	23	751.140	191	10.991.682	924	12.413.177	242	9.979.814	14	371.346
SRLANKA	0	0	0	0	0	0	0	0	0	0	0	0	29	208.042
JAPONYA	9	164.403	0	0	0	0	0	0	0	0	0	0	0	0
HONG HONG	0	0	0	0	0	0	0	0	0	0	0	0	0	0
MALEZYA	0	0	0	0	0	0	0	0	0	0	0	0	0	0
FLİPİNLER	0	0	0	0	0	0	0	0	0	0	0	0	13	193.626
SİNGAPUR	0	0	0	0	0	0	0	0	46	662.344	0	0	3	28.756
TAYLAND	0	0	6	108.608	0	0	0	0	0	0	0	0	24	359.329
MALİ	0	0	0	0	0	0	0	0	0	0	0	0	2	33.589
G.KORE	7	55.050	0	0	0	0	0	0	4	30.000	0	0	249	4.215.855
U.DOĞU TOPLAMI	16	219.453	6	108.608	0	0	0	0	50	692.344	0	0	320	5.039.197
BREZİLYA	6	78.708	0	0	0	0	0	0	0	0	1	46.332	0	0
KANADA	0	0	0	0	0	0	0	0	0	0	0	0	0	0
MEKSİKA	5.459	76.657.407	0	0	0	0	0	0	0	0	0	0	152	2.050.631
ABD	0	0	0	0	0	0	0	0	0	0	1	46.060	4.791	62.599.141
ARJANTİN	9	115.690	0	0	0	0	0	0	0	0	0	0	0	0
VENEZUELA	0	0	0	0	0	0	0	0	0	0	0	0	6	101.374
HONDURAS	2	21.431	0	0	0	0	0	0	0	0	0	0	0	0
KOLOMBIA	0	0	0	0	0	0	0	0	0	0	0	0	21	356.032
KÜBA	0	0	0	0	0	0	0	0	0	0	0	0	0	0
AMERİKA TOPLAMI	5.476	76.873.236	0	0	0	0	0	0	0	0	2	92.392	4.970	65.107.178
PAKİSTAN	0	0	0	0	0	0	0	0	4	58.242	2	41.949	8	111.383
İRAN	14	101.003	0	0	0	0	2	234.947	1	2.000	468	18.909.913	1	19.514
İRAK	0	0	1	12.880	0	0	0	0	31	589.661	106	3.024.406	310	3.214.202
VIETNAM	0	0	1.240	16.207.716	0	0	0	0	0	0	0	0	0	0
HİNDİSTAN	0	0	0	0	0	0	0	0	1	8.899	0	0	0	0
KAMPUCYA	0	0	0	0	0	0	0	0	0	0	0	0	0	0
ÇİN	529	5.899.842	4	60.988	0	0	10	1.661.890	2	26.737	0	0	0	0
MOĞOLİSTAN	0	0	4	61.090	0	0	0	0	0	0	0	0	0	0
ASYA TOPLAMI	543	6.000.845	1.249	16.342.674	0	0	12	1.896.837	39	685.539	576	21.976.268	319	3.345.099

Motorlu Taşıt Araçları İhracatı (2004/3)

Ülkeler	Otomobil		Minibüs		Midibüs		Otobüs		Kamyonet		Kamyon		Traktör	
	Adet	\$	Adet	\$	Adet	\$	Adet	\$	Adet	\$	Adet	\$	Adet	\$
CEZAYIR	9.343	79.061.103	504	7.127.879	143	3.516.265	599	24.150.330	546	11.126.506	122	3.045.780	57	561.031
FAS	729	10.542.269	0	0	1	26.290	9	243.980	76	1.176.749	38	1.390.890	6	76.979
FİLDİŞİ	0	0	0	0	0	0	0	0	2	16.057	0	0	0	0
GAMBİA	0	0	0	0	0	0	0	0	0	0	0	0	0	0
KENYA	0	0	0	0	0	0	0	0	0	0	0	0	63	688.553
LİBYA	1	26.975	5	115.900	0	0	1	198.979	1	28.680	15	580.792	0	0
SENEGAL	0	0	4	73.940	0	0	0	0	9	119.380	0	0	0	0
PAPUA YENİ GİNE	0	0	0	0	0	0	0	0	0	0	0	0	14	211.215
BARBADOS	0	0	0	0	0	0	0	0	1	14.027	0	0	0	0
MİSİR	7.893	38.343.366	0	0	1	42.057	19	3.608.049	4	61.728	5	119.890	0	0
YENİ ZELANDA	0	0	0	0	0	0	0	0	1	14.427	0	0	73	1.211.403
GANA	0	0	0	0	0	0	0	0	0	0	26	670.204	0	0
MOZAMBİK	0	0	0	0	0	0	0	0	0	0	0	0	12	143.914
EKVATOR	0	0	0	0	0	0	0	0	0	0	0	0	33	566.228
NİJERYA	0	0	10	185.638	0	0	0	0	0	0	0	0	0	0
TUNUS	4.421	37.096.194	20	305.052	0	0	1	46.041	23	323.148	180	2.125.338	0	0
MAKAO	0	0	0	0	0	0	0	0	0	0	0	0	0	0
UGANDA	0	0	0	0	0	0	0	0	0	0	0	0	0	0
ZAMBİA	0	0	0	0	0	0	0	0	0	0	0	0	11	118.654
ZİMBABVE	0	0	0	0	0	0	0	0	0	0	0	0	9	104.259
RUANDA	0	0	0	0	0	0	0	0	0	0	0	0	0	0
MAURİTUS	0	0	0	0	0	0	0	0	0	0	0	0	0	0
SUDAN	106	552.040	0	0	0	0	26	4.184.348	0	0	13	773.806	103	1.192.391
MALAVİ	0	0	0	0	0	0	0	0	0	0	0	0	76	824.409
ETİOPYA	0	0	3	50.636	11	285.643	0	0	10	140.112	0	0	0	0
ENDONEZYA	0	0	0	0	0	0	0	0	1	16.700	0	0	0	0
GABON	0	0	0	0	0	0	2	336.391	0	0	0	0	0	0
HAİTİ	0	0	0	0	0	0	0	0	0	0	0	0	0	0
ZAİRE	0	0	0	0	0	0	0	0	0	0	0	0	0	0
KAMERUN	0	0	0	0	4	180.158	0	0	0	0	0	0	0	0
MADAGASKAR	0	0	0	0	0	0	0	0	0	0	0	0	2	21.376
ANDORRA	2	23.307	0	0	0	0	0	0	23	275.623	0	0	0	0
ANGOLA	1	14.860	15	276.090	0	0	0	0	40	572.663	1	45.161	12	171.313
KONGO	0	0	0	0	0	0	0	0	0	0	0	0	0	0
CUBİTİ	0	0	0	0	0	0	0	0	0	0	0	0	0	0
CAYMAN ADALARI	0	0	0	0	0	0	0	0	0	0	0	0	0	0
BURUNEİ	0	0	0	0	0	0	0	0	56	944.420	0	0	0	0
KAPE VERDE	0	0	0	0	0	0	0	0	0	0	0	0	0	0
CEUTA MELİ	0	0	0	0	0	0	0	0	0	0	0	0	0	0
GUATEMALA	0	0	0	0	0	0	0	0	0	0	0	0	6	96.996
BENİN	0	0	0	0	0	0	0	0	0	0	0	0	0	0
TOGO	0	0	0	0	0	0	0	0	0	0	0	0	5	105.326
BURKİNO FASO	0	0	0	0	0	0	0	0	0	0	0	0	0	0
SİERA LEONE	0	0	0	0	0	0	0	0	0	0	6	197.600	1	33.415
YENİ KALENDONYA	0	0	0	0	0	0	0	0	50	395.793	0	0	33	530.486
TANZANYA	0	0	0	0	0	0	0	0	0	0	0	0	3	30.537
KOSTA RİKA	0	0	0	0	0	0	0	0	0	0	0	0	14	237.855
FR. POLİNEZYA	0	0	0	0	0	0	0	0	0	0	0	0	0	0
EL SALVADOR	3	32.101	0	0	0	0	0	0	0	0	0	0	0	0
GÜNEY AFRİKA	2.020	33.155.157	0	0	0	0	3	194.908	98	773.118	0	0	337	4.986.613
AFRİKA TOPLAMI	24.519	198.847.372	561	8.135.135	160	4.050.413	660	32.963.026	941	15.999.131	406	8.949.461	870	11.912.953
AVUSTURALYA	0	0	0	0	0	0	0	0	2.424	37.865.159	0	0	524	8.255.350
K.K.TÜRK CUM.	266	3.822.618	12	291.081	0	0	1	3.434	198	2.800.259	22	762.097	16	195.812
İSTANBUL DERİ MAĞ.	118	1.469.732	2	36.066	2	85.000	981	163.462.925	3	84.037	10	656.575	0	0
BURSA SER.B.	3	47.022	0	0	0	0	1	60.000	0	0	0	0	0	0
AHL SER.B.	0	0	0	0	0	0	0	0	0	0	0	0	0	0
KAYSERİ SER.B.	0	0	0	0	0	0	0	0	0	0	2	158.042	0	0
G.ANTEP SER.B.	0	0	0	0	0	0	0	0	0	0	0	0	0	0
ÇORLU SER.B.	0	0	0	0	2	85.000	0	0	0	0	0	0	0	0
MERSİN SER.B.	0	0	0	0	0	0	0	0	0	0	97	5.672.532	0	0
DİĞERLERİ	387	5.339.372	14	327.147	4	170.000	983	163.526.359	201	2.884.296	131	7.249.246	16	195.812
GENEL TOPLAM	320.321	3.928.499.263	2.095	29.271.600	372	17.038.722	3.898	509.842.289	180.684	2.133.208.633	2.664	110.463.243	10.327	146.517.756

Motorlu Taşıt Araçları İhracatı (2005/1)

Ülkeler	Otomobil		Minibüs		Midibüs		Otobüs		Kamyonet		Kamyon		Traktör	
	Adet	\$	Adet	\$	Adet	\$	Adet	\$	Adet	\$	Adet	\$	Adet	\$
ALMANYA	24.742	424.308.442	136	2.657.494	8	885.682	439	76.292.468	15.461	195.858.367	1.227	73.481.760	25	233.256
AVUSTURYA	4.018	66.782.742	12	215.233	3	327.248	112	19.147.584	2.386	29.939.522	9	503.406	4	58.523
BELÇİKA	7.095	115.413.938	11	208.092	0	0	15	2.696.399	3.157	40.365.479	50	3.760.325	46	638.000
DANİMARKA	4.717	75.321.966	16	326.445	0	0	5	1.053.662	2.064	25.897.360	1	58.085	0	0
FİNLANDIYA	7.892	105.499.026	33	633.773	0	0	1	190.418	1.690	21.277.064	2	115.748	0	0
İTALYA	44.218	543.212.072	263	3.568.394	5	448.195	236	35.169.866	53.241	538.729.660	250	14.890.609	69	1.075.522
FRANSA	40.895	609.333.759	0	0	0	0	418	60.334.208	14.175	169.281.109	4	231.972	59	968.428
HOLLANDA	7.010	110.584.817	8	160.991	0	0	37	6.204.471	4.040	47.476.218	0	0	16	223.497
İNGİLTERE	10.152	186.743.321	2.239	41.333.510	17	1.665.292	149	14.611.422	43.821	532.702.994	34	1.450.589	36	463.975
İSPANYA	16.510	260.009.060	9	165.411	0	0	25	4.755.710	23.063	273.240.332	601	33.871.561	12	216.514
İSVİÇRE	2.905	49.413.387	48	854.583	0	0	15	2.716.887	1.337	15.991.962	0	0	81	1.481.323
İSVEÇ	3.599	53.169.843	47	967.433	0	0	9	1.188.697	1.387	17.122.853	0	0	0	0
NORVEÇ	2.698	40.512.149	30	622.498	0	0	5	838.532	2.142	25.201.767	0	0	14	192.275
PORTEKİZ	1.988	28.917.652	0	0	2	154.290	30	3.544.584	2.536	30.556.500	10	399.914	165	2.737.866
YUNANİSTAN	2.610	32.456.449	16	310.978	0	0	44	6.593.429	1.799	20.335.613	4	178.720	5	93.193
İRLANDA	4.860	64.274.665	189	3.248.594	0	0	1	191.390	5.084	61.271.426	0	0	0	0
LÜKSEMBURG	0	0	0	0	0	0	16	2.360.536	0	0	7	439.999	0	0
İZLANDA	596	7.390.624	0	0	0	0	0	0	0	0	0	0	0	0
AB (15 ÜLKE)+EFTA	186.505	2.773.343.912	3.057	55.273.429	35	3.480.707	1.557	237.890.263	177.383	2.045.248.226	2.199	129.382.688	532	8.382.372
SLOVENYA	19.204	180.133.572	0	0	0	0	25	3.053.376	334	4.270.288	13	755.351	0	0
SLOVAKYA	5	66.735	1	18.094	0	0	7	645.698	272	3.298.230	79	4.264.802	0	0
POLONYA	5.433	81.203.772	20	245.429	0	0	37	6.073.334	2.358	29.437.623	151	8.208.977	27	12.000
ÇEK CUM	1.192	18.479.498	25	464.753	0	0	10	1.033.650	1.584	19.900.204	97	5.378.186	0	0
MACARİSTAN	3.135	41.927.996	12	213.305	11	1.222.158	63	7.314.794	1.900	23.237.693	73	3.927.815	0	0
ESTONYA	0	0	0	0	0	0	0	0	0	0	9	482.978	0	0
LİTVANYA	112	1.072.055	0	0	1	94.234	15	1.159.993	10	110.461	31	1.681.720	0	0
LETONYA	48	725.478	0	0	0	0	0	0	0	0	10	519.502	0	0
MALTA	257	2.925.361	18	329.319	0	0	0	0	22	326.634	0	0	1	13.283
KIBRIS	0	0	6	103.204	0	0	0	0	400	5.262.361	0	0	0	0
AB (10 ÜLKE)	29.386	326.534.467	82	1.374.104	12	1.316.392	157	19.280.845	6.880	85.843.494	463	25.219.331	3	25.283
AB (25 ÜLKE)+EFTA	215.891	3.099.878.379	3.139	56.647.533	47	4.797.099	1.714	257.171.108	184.263	2.131.091.720	2.662	154.602.019	535	8.407.655
BULGARİSTAN	2.719	33.178.104	25	465.116	45	1.276.814	260	19.585.070	1.447	17.142.946	77	3.189.495	35	627.817
MAKADONYA	17	182.323	2	20.259	0	0	3	4.869	142	1.270.513	0	0	51	548.848
ROMANYA	21.451	207.394.176	5	60.112	47	3.624.848	365	32.165.477	3.699	42.727.923	210	11.003.692	256	4.678.497
BOSNA-HERSEK	37	467.562	1	3.247	13	566.432	49	3.053.269	150	1.775.658	1	67.008	14	193.943
MOLDOVA	169	2.216.633	0	0	0	0	3	376.251	0	0	3	108.496	0	0
UKRAYNA	2.459	23.711.572	37	403.352	5	211.866	44	4.051.065	315	3.501.737	64	2.589.881	0	0
HIRVADİSTAN	413	6.726.272	0	0	3	259.587	61	7.531.868	308	3.699.153	4	228.821	0	0
SİRBİSTAN	27	334.681	0	0	0	0	58	5.893.236	217	2.282.583	6	306.430	18	299.654
YUGOSLAVYA	0	0	0	0	0	0	0	0	0	0	0	0	0	0
ARNAVUTLUK	1	10.120	0	0	0	0	0	0	0	0	0	0	0	0
D. AVRUPA TOPLAMI	27.293	274.221.443	70	952.086	113	5.939.547	843	72.661.105	6.278	72.400.513	365	17.493.823	374	6.348.759
AFGANİSTAN	0	0	1	19.898	0	0	0	0	4	39.496	26	1.368.403	6	56.113
BAHREYN	136	1.488.799	0	0	0	0	0	0	1	14.001	5	288.174	0	0
İSRAİL	10.629	131.237.742	0	0	0	0	14	2.644.570	1.261	14.836.519	21	912.160	25	344.259
ÜRDÜN	303	2.845.620	0	0	0	0	14	1.825.867	30	271.949	46	1.614.903	0	0
YEMEN	0	0	0	0	0	0	0	0	0	0	2	90.603	0	0
UMMAN	59	601.902	0	0	0	0	1	190.727	0	0	2	50.800	0	0
KUVEYT	265	2.724.274	0	0	0	0	0	0	12	168.068	13	602.720	0	0
KATAR	255	2.402.132	0	0	0	0	84	11.719.825	0	0	14	702.565	0	0
SURİYE	3.071	31.235.637	0	0	0	0	36	4.267.763	1	33.786	11	477.243	4	48.000
FİLİSTİN	0	0	0	0	0	0	0	0	0	0	0	0	0	0
LÜBNAN	665	6.616.007	0	0	2	90.300	15	1.107.524	55	418.088	0	0	0	0
BAE	623	6.333.152	0	0	0	0	7	639.224	1	16.085	38	1.379.165	0	0
CEBELİTARİK	0	0	0	0	0	0	0	0	0	0	0	0	0	0
SUUDİ ARABİSTAN	8.894	53.513.882	1	33.622	0	0	318	50.912.432	0	0	106	4.049.021	0	0
ORTA DOĞU TOPLAMI	24.900	238.999.147	2	53.520	2	90.300	489	73.307.932	1.365	15.797.992	284	11.535.757	35	448.372

Motorlu Taşıt Araçları İhracatı (2005/2)

Ülkeler	Otomobil		Minibüs		Midibüs		Otobüs		Kamyonet		Kamyon		Traktör	
	Adet	\$	Adet	\$	Adet	\$	Adet	\$	Adet	\$	Adet	\$	Adet	\$
AZERBEYCAN	1.234	5.900.253	24	465.564	10	237.478	50	1.390.233	43	597.268	61	1.440.248	0	0
RUSYA	23.051	225.445.339	278	4.892.688	2	181.734	204	5.782.137	1.952	23.997.164	101	4.766.721	1	27.600
BEYAZ RUSYA	8	65.721	0	0	0	0	6	47.584	0	0	0	0	0	0
GÜRCİSTAN	197	2.161.016	14	460.012	4	135.009	1	30.030	31	440.559	76	1.908.281	2	39.427
KIRGIZİSTAN	0	0	2	37.388	0	0	1	161.119	0	0	0	0	0	0
KAZAKİSTAN	288	3.025.491	10	202.488	1	20.288	12	1.266.423	7	84.510	30	1.328.819	2	29.034
ÖZBEKİSTAN	1	15.000	0	0	0	0	2	427.158	0	0	2	114.500	3	55.226
TACİKİSTAN	0	0	0	0	0	0	0	0	0	0	0	0	0	0
TÜRKMENİSTAN	36	174.850	0	0	0	0	0	0	4	61.534	1	32.000	1	16.538
BAĞ.DEV.TOPLAMI	24.815	236.787.670	328	6.058.140	17	574.509	276	9.104.684	2.037	25.181.035	271	9.590.569	9	167.825
SRİLANKA	0	0	1	6.900	0	0	0	0	0	0	0	0	29	218.417
JAPONYA	20	272.427	0	0	0	0	0	0	0	0	0	0	0	0
HONG HONG	0	0	1	18.255	0	0	0	0	3	38.823	0	0	0	0
MALEZYA	0	0	0	0	0	0	0	0	0	9	315.500	33	502.790	
FLİPİNLER	0	0	0	0	0	0	0	0	0	0	0	0	42	649.205
SİNGAPUR	502	6.290.330	0	0	0	0	0	0	70	870.435	0	0	2	19.639
TAYLAND	0	0	0	0	0	0	0	0	0	0	0	0	90	1.394.272
TAYVAN	0	0	0	0	0	0	0	0	0	0	0	0	6	94.202
G.KORE	6	26.504	0	0	0	0	0	0	0	0	0	0	186	3.051.500
U.DOĞU TOPLAMI	528	6.589.261	2	25.155	0	0	0	0	73	909.258	9	315.500	388	5.930.025
BREZİLYA	7	90.340	0	0	0	0	0	0	0	0	0	0	0	0
KANADA	0	0	0	0	0	0	0	0	0	0	0	0	0	0
MEKSİKA	5.240	72.699.467	0	0	0	0	0	0	0	0	0	0	165	2.478.258
ABD	0	0	0	0	0	0	0	0	0	0	0	0	2.843	47.175.909
ARJANTİN	796	11.016.087	0	0	0	0	0	0	0	0	0	0	18	287.185
VENEZUELA	384	5.327.388	0	0	0	0	0	0	0	0	0	0	47	827.907
HONDURAS	58	673.780	0	0	0	0	0	0	0	0	0	0	0	0
PANAMA	110	1.254.692	0	0	0	0	0	0	0	0	0	0	0	0
KOLOMBIA	1.419	18.854.820	0	0	0	0	0	0	0	0	0	0	24	426.028
KOSTA RİKA	47	488.527	0	0	0	0	0	0	0	0	0	0	21	384.991
DOMİNİK CUM.	118	1.246.612	0	0	0	0	0	0	0	0	0	0	0	0
EL SALVADOR	19	228.026	0	0	0	0	0	0	0	0	0	0	0	0
ŞİLİ	18	221.599	0	0	0	0	0	0	0	0	0	0	0	0
KÜBA	0	0	0	0	0	0	0	0	0	0	0	0	0	0
AMERİKA TOPLAMI	8.216	112.101.338	0	0	0	0	0	0	0	0	0	0	3.118	51.580.278
PAKİSTAN	0	0	0	0	0	0	0	0	0	0	0	0	9	141.424
İRAN	5	63.538	0	0	0	0	0	0	0	0	1.083	57.336.764	0	0
İRAK	507	27.303.364	2	39.467	6	324.000	8	704.225	8	161.628	235	12.116.310	54	700.505
VİETNAM	0	0	1.421	21.002.685	0	0	0	0	0	0	0	0	0	0
HİNDİSTAN	0	0	0	0	0	0	0	0	0	0	0	0	0	0
KAMPUCYA	0	0	0	0	0	0	0	0	0	0	0	0	0	0
FR. POLİNEZYA	0	0	0	0	0	0	0	0	0	0	0	0	0	0
ÇİN	1.415	20.226.639	2	42.589	0	0	0	0	1	13.480	2	71.628	0	0
MOĞOLİSTAN	0	0	8	141.655	0	0	0	0	0	0	0	0	0	0
ASYA TOPLAMI	1.927	47.593.541	1.433	21.226.396	6	324.000	8	704.225	9	175.108	1.320	69.524.702	63	841.929

Motorlu Taşıt Araçları İhracatı (2005/3)

Ülkeler	Otomobil		Minibüs		Midibüs		Otobüs		Kamyonet		Kamyon		Traktör	
	Adet	\$	Adet	\$	Adet	\$	Adet	\$	Adet	\$	Adet	\$	Adet	\$
CEZAYİR	5.188	43.001.433	477	6.772.029	0	0	212	8.408.768	1.174	11.764.329	33	1.300.990	43	464.044
FAS	4.543	53.263.112	78	1.150.210	0	0	0	0	100	1.194.042	31	516.891	81	914.056
FİLDİŞİ	0	0	0	0	0	0	0	0	0	0	0	0	3	48.231
GAMBİA	0	0	0	0	0	0	0	0	0	0	0	0	0	0
KENYA	0	0	0	0	0	0	0	0	0	0	0	0	51	589.527
LİBYA	2	42.000	2	46.100	0	0	13	1.751.199	4	65.120	12	487.958	0	0
SENEGAL	0	0	3	51.086	0	0	0	0	8	102.518	2	65.660	1	21.641
PAPUA YENİ GİNE	0	0	0	0	0	0	0	0	0	0	0	0	12	166.088
BARBADOS	0	0	0	0	0	0	0	0	0	0	0	0	0	0
MİSİR	12.754	87.854.746	56	518.587	0	0	3	520.307	116	1.068.888	2	37.532	0	0
YENİ ZELANDA	0	0	126	2.247.498	0	0	0	0	598	8.669.031	0	0	105	1.767.722
GANA	0	0	0	0	0	0	0	0	0	0	16	917.944	0	0
MOZAMBİK	0	0	0	0	0	0	0	0	0	0	0	0	5	67.146
EKVATOR	38	499.362	0	0	0	0	0	0	0	0	0	0	24	424.974
NİJERYA	0	0	3	61.454	0	0	0	0	1	17.023	0	0	0	0
TUNUS	5.263	45.363.235	27	422.917	0	0	10	525.244	57	673.720	20	269.244	0	0
MAKAO	0	0	0	0	0	0	0	0	0	0	0	0	0	0
UGANDA	0	0	0	0	0	0	0	0	0	0	0	0	0	0
ZAMBİA	0	0	0	0	0	0	0	0	0	0	0	0	6	60.981
ZİMBABVE	0	0	0	0	0	0	0	0	0	0	0	0	12	148.321
RUANDA	0	0	0	0	0	0	0	0	0	0	0	0	0	0
BURKİNA FASO							16	440.000	0	0	0	0	0	0
MAURİTUS	29	319.132	0	0	0	0	0	0	0	0	0	0	0	0
SUDAN	0	0	0	0	0	0	2	292.100	0	0	4	121.750	138	1.573.455
MALAVİ	0	0	0	0	0	0	0	0	0	0	0	0	54	619.721
ETİOPYA	0	0	1	16.530	0	0	0	0	1	12.598	0	0	67	1.113.640
ENDONEZYA	0	0	1	6.900	0	0	0	0	1	17.970	0	0	12	195.703
GABON	0	0	0	0	0	0	0	0	2	26.918	0	0	0	0
HAİTİ	0	0	0	0	0	0	0	0	0	0	0	0	0	0
ZAİRE	0	0	0	0	0	0	0	0	0	0	0	0	0	0
KAMERUN	0	0	0	0	0	0	1	52.302	0	0	0	0	0	0
MADAGASKAR	0	0	0	0	0	0	0	0	0	0	0	0	6	69.538
ANDORRA	7	85.410			0	0	0	0	54	611.303	0	0	0	0
ANGOLA	1	10.877	30	489.794	0	0	1	105.807	23	313.082	0	0	18	287.185
KONGO	0	0	0	0	0	0	0	0	0	0	0	0	0	0
CUBİTİ	0	0	0	0	0	0	0	0	0	0	0	0	0	0
CAYMAN ADALARI	0	0	0	0	0	0	0	0	0	0	0	0	0	0
NİKARAGUA	15	160.045	0	0	0	0	0	0	0	0	0	0	54	881.147
BURUNEİ	19	244.702	9	139.292	0	0	0	0	9	132.742	0	0	0	0
KAPE VERDE	0	0	0	0	0	0	0	0	0	0	3	155.599	0	0
CEUTA MELİ	0	0	0	0	0	0	0	0	0	0	0	0	0	0
GUATEMALA	40	471.461	0	0	0	0	0	0	0	0	0	0	0	0
BENİN	0	0	0	0	0	0	0	0	0	0	0	0	0	0
TOGO	0	0	0	0	0	0	0	0	0	0	0	0	0	0
BURKİNO FASO	0	0	0	0	0	0	0	0	0	0	0	0	0	0
SİERA LEONE	0	0	0	0	0	0	0	0	0	0	0	0	0	0
YENİ KALENDONYA	3	38.890	0	0	0	0	0	0	4	47.777	0	0	12	203.599
TANZANYA	0	0	0	0	0	0	0	0	0	0	0	0	9	109.293
GUAM	0	0	0	0	0	0	0	0	0	0	0	0	2	29.228
MALİ	0	0	0	0	0	0	0	0	0	0	0	0	0	0
GÜNEY AFRİKA	5.425	76.553.717	0	0	1	84.080	0	0	0	0	4	165.793	204	3.145.042
AFRİKA TOPLAMI	33.327	307.908.122	813	11.922.397	1	84.080	258	12.095.727	2.152	24.717.061	127	4.039.361	919	12.900.282
AVUSTURALYA	157	2.139.927	323	5.986.843	0	0	0	0	2.353	34.865.646	0	0	865	15.084.182
K.K.TÜRK CUM.	260	3.882.106	32	773.258	0	0	21	695.243	430	6.362.357	20	784.514	80	1.058.656
İSTANBUL DERİ MAĞ.	56	1.131.745	5	174.869	0	0	1.161	184.114.321	273	7.977.164	47	3.108.825	0	0
BURSA SER.B.	3	41.447	0	0	0	0	3	231.000	0	0	0	0	0	0
AHL SER.B.	0	0	0	0	0	0	0	0	0	0	0	0	0	0
TRAKYA SER.B.	0	0	0	0	0	0	0	0	0	0	0	0	1.949	21.012.703
KAYSERİ SER.B.	0	0	0	0	0	0	0	0	0	0	10	530.000	0	0
G.ANTEP SER.B.	0	0	0	0	0	0	0	0	0	0	0	0	0	0
ÇORLU SER.B.	0	0	0	0	0	0	0	0	0	0	0	0	0	0
MERSİN SER.B.	0	0	0	0	0	0	0	0	0	0	29	1.700.103	0	0
DIĞERLERİ	319	5.055.298	37	948.127	0	0	1.185	185.040.564	703	14.339.521	106	6.123.442	2.029	22.071.359
GENEL TOPLAM	337.373	4.331.274.126	6.147	103.820.197	186	11.809.535	4.773	610.085.345	199.233	2.319.477.854	5.144	273.225.173	8.335	123.780.666

Motolu Taşıt Araçları İhracatı (2006/1)

Ülkeler	Otomobil		Minibüs		Midibüs		Otobüs		Kamyonet		Kamyon		Traktör	
	Adet	\$	Adet	\$	Adet	\$	Adet	\$	Adet	\$	Adet	\$	Adet	\$
ALMANYA	28.838	487.477.898	83	1.681.180	0	0	693	118.824.910	16.104	212.564.900	666	41.475.960	37	467.765
AVUSTURYA	3.613	61.429.073	12	238.385	0	0	149	26.683.266	2.367	31.090.125	3	223.672	38	585.189
BELÇİKA	6.894	113.964.466	14	237.978	1	73.564	26	4.500.812	2.642	35.364.793	0	0	20	283.522
DANİMARKA	4.894	81.780.836	33	634.814	0	0	28	6.133.792	2.766	36.570.219	0	0	2	19.501
FİNLANDIYA	9.891	132.541.588	75	1.494.304	0	0	1	174.279	2.150	28.807.340	15	1.070.467	0	0
İTALYA	66.698	793.517.345	58	779.496	30	2.787.755	234	38.186.084	70.204	737.710.986	230	15.314.564	90	1.530.440
FRANSA	69.625	1.005.241.801	0	0	50	3.966.227	485	69.271.479	16.121	203.830.877	0	0	69	1.016.645
HOLLANDA	7.754	124.198.705	2	40.470	0	0	90	14.643.449	4.209	51.083.835	27	2.149.359	8	119.352
İNGİLTERE	8.226	152.891.351	2.198	41.572.504	2	197.400	116	13.536.400	49.649	611.146.443	152	9.225.028	62	819.765
İSPANYA	19.512	307.017.996	15	313.774	2	154.157	61	10.817.069	27.902	340.297.407	447	26.231.884	68	1.274.167
İSVİÇRE	3.033	52.086.476	75	1.385.462	0	0	11	1.958.993	896	11.197.878	0	0	4	72.054
İSVEÇ	5.156	75.269.420	49	1.040.443	0	0	71	12.019.858	2.133	26.979.294	0	0	0	0
NORVEÇ	2.409	36.239.308	37	769.676	0	0	6	973.657	2.706	32.530.903	0	0	8	136.659
PORTEKİZ	1.850	25.873.793	2	156.702	2	156.702	17	1.934.019	2.843	34.877.960	23	1.144.916	136	2.304.020
YUNANİSTAN	9.350	95.815.721	18	359.591	20	1.921.936	141	23.660.225	1.898	22.750.228	35	1.494.882	12	221.867
İRLANDA	4.459	56.734.825	180	3.217.051	0	0	6	1.168.016	6.166	78.961.611	3	218.114	8	85.044
LÜKSEMBURG	0	0	0	0	0	0	0	0	0	0	0	0	0	0
İZLANDA	635	7.858.594	0	0	0	0	0	0	0	0	0	0	0	0
AB (15 ÜLKE)+EFTA	252.837	3.609.939.196	2.849	53.765.128	107	9.257.741	2.135	344.486.308	210.756	2.495.764.799	1.601	98.548.846	562	8.935.990
SLOVENYA	20.108	215.916.933	0	0	0	0	12	2.132.435	103	1.253.924	39	2.523.721	0	0
SLOVAKYA	1	15.181	0	0	0	0	17	2.094.156	231	2.926.073	86	4.768.366	0	0
POLONYA	7.881	109.720.347	3	57.029	0	0	39	6.402.345	1.946	25.063.743	112	6.163.643	0	0
ÇEK CUM	2.371	26.142.074	25	450.105	0	0	43	5.090.182	1.800	23.924.516	91	5.583.000	0	0
MACARİSTAN	6.432	86.648.667	16	307.807	13	1.468.901	57	6.744.791	2.131	27.690.083	93	5.282.362	1	9.118
ESTONYA	0	0	0	0	0	0	0	0	0	0	0	573.004	0	0
LİTVANYA	32	333.915	0	0	0	0	27	1.882.445	0	0	0	787.517	0	0
LETONYA	0	0	0	0	1	93.087	2	410.348	0	0	0	267.551	0	0
MALTA	136	1.899.479	14	261.685	0	0	0	0	14	161.034	0	0	1	10.521
KIBRIS	0	0	0	0	0	0	0	0	0	0	0	0	0	0
AB (10 ÜLKE)	36.961	440.676.596	58	1.076.626	14	1.561.988	197	24.756.702	6.225	81.019.373	421	25.949.164	2	19.639
AB (25 ÜLKE)+EFTA	289.798	4.050.615.792	2.907	54.841.754	121	10.819.729	2.332	369.243.010	216.981	2.576.784.172	2.022	124.498.010	564	8.955.629
BULGARİSTAN	3.239	41.774.366	60	1.138.103	78	3.504.329	270	22.054.403	1.494	18.762.729	148	10.249.411	15	237.685
MAKEDONYA	129	1.184.746	3	58.000	2	144.472	2	144.472	343	3.547.222			55	540.396
ROMANYA	27.365	267.212.646	1	17.374	64	4.648.691	435	45.906.442	5.947	69.118.090	205	11.394.663	161	3.145.118
BOSNA-HERSEK	90	771.235	0	0	1	71.553	32	3.359.387	103	1.236.365	0	0	8	67.953
KOSOVA	0	0	0	0	0	0	0	0	0	0	0	0	19	166.116
MOLDOVA	212	2.417.058	0	0	0	0	21	2.712.937	0	0	0	0	0	0
UKRAYNA	6.355	61.496.854	9	168.199	1	43.893	40	3.593.967	869	9.054.128	44	1.853.579	2	63.000
HIRVATİSTAN	1.255	15.597.917	1	20.001	2	199.615	59	6.471.711	278	3.639.906	3	187.735	17	286.907
SİRBİSTAN	277	2.333.443	0	0	0	0	26	3.038.980	560	5.918.471	5	275.792	62	1.220.008
YUGOSLAVYA	0	0	0	0	0	0	0	0	0	0	0	0	0	0
ARNAVUTLUK	8	96.607	6	160.189	0	0	0	0	16	234.804	2	127.038	1	30.683
D. AVRUPA TOPLAMI	38.930	392.884.872	80	1.561.866	148	8.612.553	883	87.137.827	9.610	111.511.715	407	24.088.218	340	5.757.866
AFGANİSTAN	0	0	2	37.639	0	0	0	0	0	0	40	3.519.862	0	0
BAHREYN	108	1.190.516	0	0	0	0	0	0	0	0	0	0	0	0
BRUNEI	17	224.000	0	0	0	0	0	0	0	0	0	0	0	0
İSRAİL	14.316	147.523.854	0	0	0	0	23	3.458.497	1.678	21.150.982	63	2.866.228	52	821.481
ÜRDÜN	22	301.399	2	53.667	0	0	48	7.273.729			20	857.412	6	111.193
YEMEN	0	0	0	0	0	0	0	0	1	20.500	0	0	0	0
UMMAN	163	1.810.302	0	0	4	93.531	2	72.600	0	0	2	140.000	0	0
KUVEYT	65	553.791	0	0	0	0	2	73.000	0	0	0	0	0	0
KATAR	122	1.089.185	0	0	0	0	100	12.747.907	50	694.230	0	0	4	62.685
SURİYE	4.238	43.059.927	0	0	1	39.144	37	5.569.950	0	0	18	1.092.812	54	489.532
FİLİSTİN	0	0	0	0	0	0	0	0	0	0	0	0	0	0
LÜBNAN	789	8.159.496	0	0	0	0	14	666.095	16	125.218	0	0	3	25.493
BAE	428	4.970.283	0	0	8	215.288	9	980.417	14	191.252	14	1.062.347	0	0
CEBELİTARİK	3	38.146	0	0	0	0	0	0	4	43.488	0	0	0	0
SUUDİ ARABİSTAN	759	6.605.375	0	0	0	0	2	189.950	0	0	0	0	3	29.998
ORTA DOĞU TOPLAMI	21.030	215.526.274	4	91.306	13	347.963	237	31.032.145	1.763	22.225.670	157	9.538.661	122	1.540.382

Motolu Taşıt Araçları İhracatı (2006/2)

Ülkeler	Otomobil		Minibüs		Midibüs		Otobüs		Kamyonet		Kamyon		Traktör	
	Adet	\$	Adet	\$	Adet	\$	Adet	\$	Adet	\$	Adet	\$	Adet	\$
AZERBEYCAN	1.389	8.204.181	32	425.385			40	1.496.067	92	1.120.160	314	18.861.378	12	177.710
RUSYA	42.201	439.519.381	525	9.692.720	2	34.563	324	16.334.705	3.974	51.989.636	129	5.205.965	4	123.962
BEYAZ RUSYA	204	2.120.565	0	0	0	0	0	0	46	411.162	0	0	0	0
GÜRCİSTAN	281	3.084.247	6	87.031	0	0	11	660.204	95	3.270.886	78	3.005.091	0	0
KARADAĞ	1	9.396	0	0	0	0	2	148.441	9	77.839	0	0	0	0
KIRGIZİSTAN	2	36.360	0	0	0	0	0	0	0	0	0	0	0	0
KAZAKİSTAN	245	2.746.180	55	892.628	0	0	3	308.121	18	263.725	76	3.626.832	0	0
ÖZBEKİSTAN	13	130.910	0	0	0	0	0	0	0	0	0	0	0	0
TACİKİSTAN	0	0	0	0	0	0	0	0	0	0	3	143.247	0	0
TÜRKMENİSTAN	39	331.176	0	0	0	0	0	0	0	0	0	0	0	0
BAG.DEV.TOPLAMI	44.375	456.182.396	618	11.097.764	2	34.563	380	18.947.538	4.234	57.133.408	600	30.842.513	16	301.672
SRİLANKA	0	0	0	0	0	0	0	0	0	0	0	0	88	741.046
JAPONYA	30	520.293	0	0	0	0	0	0	0	0	0	0	0	0
HONG KONG	0	0	0	0	0	0	0	0	68	1.004.018	0	0	0	0
MALEZYA	2	17.043	0	0	0	0	0	0	0	0	13	792.070	115	1.836.920
FİLİPİNLER	0	0	0	0	0	0	0	0	0	0	0	0	90	1.516.868
SİNGAPÜR	333	4.183.023	0	0	0	0	0	0	67	905.764	0	0	1	10.504
TAYLAND	0	0	0	0	0	0	0	0	0	0	0	0	120	1.966.333
TAYVAN	0	0	0	0	0	0	0	0	0	0	0	0	7	84.247
G.KORE	10	73.138	0	0	0	0	0	0	1	8.004	0	0	78	1.243.479
Ü. DOĞU TOPLAMI	375	4.793.497	0	0	0	0	0	0	136	1.917.786	13	792.070	499	7.399.397
BREZİLYA	0	0	0	0	0	0	0	0	0	0	0	0	0	0
KANADA	0	0	0	0	0	0	0	0	0	0	0	0	0	0
MEKSİKA	2.771	37.505.419	0	0	0	0	0	0	0	0	0	0	321	5.033.108
ABD	0	0	0	0	0	0	1	208.150			7	88.556	2.115	38.893.317
ARJANTİN	1	13.101	0	0	0	0	0	0	0	0	0	0	0	0
VENEZUELA	722	10.769.273	0	0	0	0	0	0	0	0	0	0	24	475.611
HONDURAS	59	717.759	0	0	0	0	0	0	0	0	0	0	0	0
PANAMA	122	1.526.323	0	0	0	0	0	0	0	0	0	0	0	0
KOLOMBIA	1.433	20.469.850	0	0	0	0	0	0	0	0	0	0	18	341.191
KOSTA RİKA	121	1.443.034	0	0	0	0	0	0	0	0	0	0	33	623.216
DOMİNİK CUM.	133	1.450.836	0	0	0	0	0	0	0	0	0	0	0	0
EL SALVADOR	20	242.261	0	0	0	0	0	0	0	0	0	0	0	0
PERU	83	975.462	0	0	0	0	0	0	0	0	0	0	0	0
ŞİLİ	185	2.177.022	0	0	0	0	0	0	0	0	0	0	117	1.959.376
KÜBA			0	0	0	0	0	0	0	0	0	0	0	0
AMERİKA TOPLAMI	5.650	77.290.340	0	0	0	0	1	208.150	0	0	7	88.556	2.628	47.325.819
PAKİSTAN	0	0	0	0	0	0	0	0	1	115.000	14	2.385.615	9	161.837
İRAN	3.206	39.863.361	0	0	0	0	2	126.900	0	0	51	2.216.622	0	0
İRAK	1.435	65.827.462	1	21.765	13	637.000	4	188.500	5	181.021	49	3.162.944	47	824.284
VIETNAM	0	0	547	7.928.131	0	0	0	0	2	23.416	0	0	0	0
BANGLADEŞ	0	0	0	0	0	0	0	0	0	0	0	0	6	55.812
HİNDİSTAN	0	0	0	0	0	0	0	0	0	0	0	0	0	0
KAMBOÇYA	0	0	9	151.226	0	0	0	0	0	0	1	40.119	0	0
LAOS	0	0	0	0	0	0	0	0	0	0	4	176.523	0	0
FR. POLİNEZYA	0	0	0	0	0	0	0	0	0	0	0	0	0	0
ÇİN	2.363	34.436.411	6	130.620	0	0	0	0	0	0	0	0	0	0
MOĞOLİSTAN			2	31.232	0	0	0	0	0	0	0	0	0	0
ASYA TOPLAMI	7.004	140.127.234	565	8.262.974	13	637.000	6	315.400	8	319.437	119	7.981.823	62	1.041.933

Motorsuz Taşıt Araçları İhracatı (2006/3)

Ülkeler	Otomobil		Minibüs		Midibüs		Otobüs		Kamyonet		Kamyon		Traktör	
	Adet	\$	Adet	\$	Adet	\$	Adet	\$	Adet	\$	Adet	\$	Adet	\$
CEZAYİR	8.793	73.307.302	49	674.792	200	2.925.887	291	11.954.199	1.334	19.753.373	85	1.437.654	32	379.514
FAS	3.211	33.589.858	145	2.404.116	0	0	1	38.226	94	1.252.740	50	741.793	1.150	15.786.770
FİLDİŞİ	0	0	0	0	0	0	0	0	0	0	0	0	6	97.178
GAMBİA	0	0	0	0	0	0	0	0	0	0	0	0	0	0
KENYA	2	22.978	0	0	0	0	0	0	0	0	0	0	66	919.025
LİBYA	966	9.902.679	4	54.777	0	0	2	336.000	16	266.266	12	287.647	22	321.925
LİBERYA	9	81.871	0	0	0	0	0	0	0	0	0	0	0	0
SENEGAL	0	0	7	115.166	0	0	0	0	43	509.060	0	0	0	0
PAPUA YENİ GİNE	0	0	0	0	0	0	0	0	0	0	0	0	15	237.630
BARBADOS	0	0	0	0	0	0	0	0	1	12.321	0	0	0	0
MİSİR	8.980	50.645.426	55	497.876	0	0	4	463.101	0	0	0	0	1	14.085
YENİ ZELANDA	3	48.091	32	613.793	0	0	0	0	390	6.034.583	0	0	37	657.787
GANA	0	0	0	0	0	0	0	0	0	0	35	1.218.072	0	0
MOZAMBİK	0	0	0	0	0	0	0	0	0	0	0	0	22	295.576
EKVATOR	0	0	0	0	0	0	0	0	0	0	0	0	36	681.352
NİJERYA	0	0	3	48.894	0	0	0	0	1	16.861	2	60.700	4	40.986
TUNUS	5.422	46.083.561	10	173.895	0	0	17	890.002	0	0	200	2.682.397	48	553.006
MAKAO	0	0	0	0	0	0	0	0	0	0	0	0	0	0
UGANDA	0	0	0	0	0	0	0	0	0	0	0	0	0	0
ZAMBİA	0	0	0	0	0	0	0	0	0	0	0	0	0	0
ZİMBABVE	0	0	0	0	0	0	0	0	0	0	0	0	26	361.658
RUANDA	0	0	0	0	0	0	0	0	0	0	0	0	0	0
BURKİNA FASO	0	0	0	0	0	0	9	274.075	0	0	0	0	30	288.083
MAURİTUS	0	0	0	0	0	0	0	0	0	0	0	0	0	0
SUDAN	404	2.627.621	0	0	0	0	21	2.980.048	1	17.669	128	9.458.337	1.411	17.176.436
MALAVİ	0	0	0	0	0	0	0	0	0	0	0	0	26	302.632
ETİOPYA	14	158.102	0	0	0	0	0	0	9	103.943	1	102.463	32	442.975
ENDONEZYA	0	0	0	0	0	0	0	0	0	0	0	0	9	149.490
GABON	0	0	2	31.509	0	0	0	0	0	0	0	0	0	0
HAİTİ	0	0	0	0	0	0	0	0	0	0	0	0	0	0
ZAİRE	0	0	1	16.223	0	0	0	0	0	0	0	0	0	0
KAMERUN	0	0	0	0	0	0	0	0	0	0	0	0	0	0
MADAGASKAR	10	82.474	0	0	0	0	0	0	17	200.924	0	0	0	0
ANDORRA	3	37.554	0	0	0	0	0	0	17	204.500	0	0	0	0
ANGOLA	66	700.511	23	403.048	0	0	0	0	33	406.320	0	0	24	412.223
KONGO	0	0	0	0	0	0	0	0	0	0	0	0	0	0
CUBİTİ	0	0	0	0	0	0	0	0	0	0	0	0	0	0
CAYMAN ADALARI	0	0	0	0	0	0	0	0	0	0	0	0	0	0
NİKARAGUA	30	338.645	0	0	0	0	0	0	0	0	0	0	45	797.652
BURUNEİ	0	0	0	0	0	0	0	0	0	0	0	0	0	0
CAPE VERDE	0	0	0	0	0	0	6	217.446	0	0	0	0	0	0
CEUTA MELİ	0	0	0	0	0	0	0	0	0	0	0	0	0	0
GUATEMALA	111	1.389.834	0	0	0	0	0	0	0	0	0	0	21	372.969
BENİN	0	0	0	0	0	0	0	0	0	0	0	0	0	0
TOGO	0	0	0	0	0	0	0	0	0	0	0	0	0	0
BURKİNO FASO	0	0	0	0	0	0	0	0	0	0	0	0	0	0
SIERRA LEONE	0	0	2	33.510	0	0	0	0	0	0	0	0	0	0
YENİ KALENDONYA	0	0	0	0	0	0	0	0	0	0	0	0	30	524.414
TANZANYA	0	0	0	0	0	0	0	0	0	0	0	0	24	336.922
GUAM	0	0	0	0	0	0	0	0	0	0	0	0	0	0
MALİ	0	0	0	0	0	0	0	0	0	0	0	0	0	0
GÜNEY AFİRKA	5.353	77.309.003	1	19.954	0	0	4	335.035	0	0	10	442.455	527	7.950.399
AFİRKA TOPLAMI	33.377	296.325.510	334	5.087.553	200	2.925.887	355	17.488.132	1.956	28.778.560	523	16.431.518	3.644	49.100.687
AVUSTRALYA	205	3.012.770	238	4.460.320	0	0	0	0	1.758	26.745.459	0	0	447	7.951.616
K.K.TÜRK CUM.	290	3.681.672	10	265.559	1	49.084	3	197.940	132	1.957.473	26	958.609	29	322.358
GÜNEY KİBRİS	0	0	10	188.731	0	0	0	0	757	10.255.291	0	0	0	0
İSTANBUL DERİ SER.B	15	250.748	0	0	0	0	1.045	188.503.961	0	0	91	6.681.523	10	163.236
BURSA SER.B.	0	0	0	0	0	0	0	0	0	0	0	0	0	0
EGE SER.B.	0	0	0	0	0	0	0	0	0	0	0	0	1	97.677
AHL SER.B.	0	0	0	0	0	0	0	0	0	0	0	0	0	0
TRAKYA SER.B.	2	3.583	0	0	0	0	0	0	0	0	0	0	1.482	17.500.314
KAYSERİ SER.B.	16	212.401	0	0	0	0	0	0	0	0	0	0	0	0
G.ANTEP SER.B.	0	0	0	0	0	0	0	0	0	0	0	0	0	0
ÇORLU SER.B.	0	0	0	0	0	0	0	0	0	0	0	0	0	0
MERSİN SER.B.	22	252.785	0	0	0	0	0	0	0	0	14	1.073.388	0	0
DİĞERLERİ	345	4.401.189	20	454.290	1	49.084	1.048	188.701.901	889	12.212.764	131	8.713.520	1.522	18.083.585
GENEL TOPLAM	441.089	5.641.159.874	4.766	85.857.827	498	23.426.779	5.242	713.074.103	237.335	2.837.628.971	3.979	222.974.889	9.844	147.458.586

Motorlu Taşıt Araçları İhracatı (2007/1)

Ülkeler	Otomobil		Minibüs		Midibüs		Otobüs		Kamyonet		Kamyon		Traktör	
	Adet	\$	Adet	\$	Adet	\$	Adet	\$	Adet	\$	Adet	\$	Adet	\$
ALMANYA	27.943	538.648.635	249	5.631.524	5	178.233	832	169.473.745	28.065	419.531.559	2.123	158.579.045	80	1.208.713
AVUSTURYA	3.060	57.614.022	5	110.683	0	0	193	42.667.007	3.366	51.103.371	17	1.320.440	14	257.256
BELÇİKA	9.249	163.710.369	9	179.110	0	0	74	13.941.585	4.623	65.297.871	1	21.851	24	317.209
DANİMARKA	4.347	73.889.350	23	492.247	0	0	16	3.487.564	2.782	42.787.950	0	0	0	0
FINLANDIYA	5.097	84.378.752	51	1.099.166	0	0	4	742.630	2.228	34.779.623	20	1.674.470		
İTALYA	74.174	975.616.389	53	1.102.400	19	1.952.419	274	49.652.677	78.233	901.102.952	232	16.795.798	75	1.386.795
FRANSA	88.325	1.278.462.068	2	62.563	55	4.642.359	1.215	195.215.370	23.051	320.657.886	1.244	86.212.616	65	1.078.704
HOLLANDA	9.756	167.189.727	10	207.052	4	80.707	163	536.133	5.445	77.196.084	122	11.086.935	6	94.238
İNGİLTERE	14.012	259.894.027	3.211	66.624.116	0	0	115	16.920.207	52.244	736.363.009	680	50.346.233	109	2.032.722
İSPANYA	34.210	563.223.811	51	1.086.205	0	0	130	26.897.380	30.741	422.578.507	403	28.206.763	12	247.559
İSVİÇRE	2.649	49.661.487	107	2.237.234	0	0	53	11.511.074	1.177	17.291.082	0	0	11	212.189
İSVEÇ	2.638	45.680.613	27	620.475	0	0	77	15.741.506	3.052	44.281.307	0	0	0	0
NORVEÇ	1.235	20.725.723	61	1.359.798	0	0	21	4.042.794	3.791	52.336.315	1	45.275	40	569.202
PORTEKİZ	1.833	27.941.898	0	0	0	0	24	3.776.084	2.222	31.571.946	21	1.748.022	100	1.568.808
YUNANİSTAN	11.627	146.181.242	22	466.446	0	0	259	52.239.360	1.033	15.123.237	8	174.247	14	316.438
İRLANDA	2.291	37.228.856	272	5.525.280	0	0	9	1.376.583	5.920	86.851.075	0	0	1	11.575
LÜKSEMBURG	0	0	0	0	0	0	5	1.093.107	0	0	0	0	0	0
İZLANDA	69	1.194.166	0	0	0	0	0	0	0	0	0	0	0	0
AB (15 ÜLKE)+EFTA	292.515	4.491.241.135	4.153	86.804.299	83	6.853.718	3.464	609.314.806	247.973	3.318.853.774	4.872	356.211.695	551	9.301.408
SLOVENYA	25.500	299.848.788	0	0	0	0	57	9.252.886	70	935.201	32	2.466.063	0	0
SLOVAKYA	0	0	0	0	0	0	24	4.132.859	194	2.662.754	64	4.188.630	0	0
POLONYA	3.660	62.551.740	14	292.478	2	14.613	66	11.263.586	2.876	43.432.187	436	28.153.586	0	0
ÇEK CUM	5.582	67.612.626	31	560.883	4	382.544	181	29.145.862	2.270	34.554.395	119	8.311.897	0	0
MACARİSTAN	8.567	133.948.567	69	1.401.171	0	0	66	10.060.430	2.925	44.450.140	45	3.327.906	6	64.447
ESTONYA	71	1.154.350	11	231.225	0	0	1	133.490	253	3.920.100	53	3.777.196	0	0
LİTVANYA	64	881.435	54	1.182.251	0	0	32	2.930.465	350	5.513.041	51	3.335.349	0	0
LETONYA	41	625.563	34	763.185	0	0	3	444.199	149	2.311.707	8	520.939	0	0
MALTA	83	1.138.091	28	588.005	0	0	0	0	47	728.311	1	34.363	1	12.374
KIBRIS	0	0	0	0	0	0	0	0	0	0	0	0	0	0
AB (10 ÜLKE)	43.568	567.761.160	241	5.019.198	6	397.157	430	67.363.777	9.134	138.507.836	809	54.115.929	7	76.821
AB (25 ÜLKE)+EFTA	336.083	5.059.002.295	4.394	91.823.497	89	7.250.875	3.894	676.678.583	257.107	3.457.361.610	5.681	410.327.624	558	9.378.229
BULGARİSTAN	4.289	63.477.990	72	1.474.597	5	229.524	239	30.099.815	2.518	36.852.827	159	11.086.382	48	1.174.507
MAKEDONYA	219	2.167.834	0	0	0	0	3	651.644	513	5.631.714	10	681.422	38	500.265
ROMANYA	40.799	452.292.712	8	155.475	94	6.506.923	563	69.555.700	6.472	85.386.687	397	24.415.465	90	1.971.750
BOSNA-HERSEK	279	3.549.500	1	21.373			54	6.712.818	202	2.859.758	2	130.060	3	37.661
KOSOVA	0	0	0	0	0	0	0	0	0	0	0	0	13	171.344
MOLDOVA	231	2.682.042	0	0	0	0	0	0	1	23.328	3	256.030		
UKRAYNA	12.006	125.058.635	32	482.136			14	1.968.626	1.623	20.154.162	206	11.570.300	3	71.354
HİRVATİSTAN	2.688	40.002.819	16	335.007	2	140.770	149	21.221.451	362	5.380.774	31	1.931.174	24	482.153
SİRBİSTAN	672	6.988.567	0	0	0	0	56	9.363.982	755	8.246.228	58	3.328.538	52	1.206.020
YUGOSLAVYA	0	0	0	0	0	0	0	0	0	0	0	0	0	0
ARNAVUTLUK	21	240.649	13	283.215	0	0	0	0	76	1.261.824	26	2.290.343	3	96.859
D. AVRUPA TOPLAMI	61.204	696.460.748	142	2.751.803	101	6.877.217	1.078	139.574.036	12.522	165.797.302	892	55.689.714	274	5.711.913
AFGANİSTAN	0	0	2	35.778	0	0	0	0	0	0	36	3.575.427	0	0
BAHREYN	77	784.544	0	0	0	0	0	0	0	0	0	0	0	0
BRUNEİ	10	130.716	0	0	0	0	0	0	1	18.838	0	0	0	0
İSRAİL	18.372	201.080.409	0	0	0	0	2	282.331	1.220	16.281.764	40	3.109.142	74	1.063.738
ÜRDÜN	121	1.238.181	2	14.761	0	0	12	1.998.878	0	0	0	0		
YEMEN	0	0	0	0	0	0	0	0	0	0	0	0	12	272.250
UMMAN	98	1.114.565	0	0	6	133.856	2	75.000			8	465.010	0	0
KUVEYT	86	919.824	0	0	0	0	0	0	0	0	0	0	0	0
KATAR	117	1.184.000	0	0	0	0	0	0	0	0	22	2.288.881	0	0
SURİYE	0	0	0	0	0	0	44	4.658.964	0	0	19	1.443.759	59	571.299
FİLİSTİN	0	0	0	0	0	0	0	0	0	0	0	0	0	0
LÜBNAN	503	5.244.223	0	0	0	0	1	231.042	32	253.932	0	0	6	62.254
BAE	322	3.307.661	1	20.069	68	1.437.864	24	2.890.164	34	483.811	17	1.123.600	3	53.598
CEBELİTARİK	0	0	0	0	0	0	0	0	166	2.624.995	0	0	0	0
SUUDİ ARABİSTAN	967	9.218.604	0	0	0	0	164	29.101.247	0	0	4	375.997	11	148.047
ORTA DOĞU TOPLAMI	20.673	224.222.727	5	70.608	74	1.571.720	249	39.237.626	1.453	19.663.340	146	12.381.816	165	2.171.186

Motorlu Taşıt Araçları İhracatı (2007/2)

Ülkeler	Otomobil		Minibüs		Midibüs		Orobüs		Kamyonet		Kamyon		Traktör	
	Adet	\$	Adet	\$	Adet	\$	Adet	\$	Adet	\$	Adet	\$	Adet	\$
AZERBEYCAN	1.083	10.266.108	31	542.351	29	1.361.462	44	2.377.292	76	1.070.260	744	48.009.111		
RUSYA	30.700	321.800.895	344	6.937.658	0	0	818	110.188.801	5.633	79.502.145	1.136	63.902.128	14	439.022
BEYAZ RUSYA	182	1.789.929	0	0	0	0	0	0	16	134.375	0	0	0	0
GÜRCİSTAN	329	3.890.663	6	173.114	0	0	4	221.263	68	1.549.838	75	4.449.149	80	2.193.539
KARADAĞ	3	33.605	3	44.697	1	81.595	16	1.474.142	27	237.857	0	0	0	0
KIRGIZISTAN	0	0	1	20.072	0	0			2	14.988	2	65.149	0	0
KAZAKISTAN	498	4.637.047	43	743.459	0	0	110	15.401.767	87	1.307.946	360	19.647.272	0	0
ÖZBEKISTAN	9	161.170	0	0	0	0	0	0	0	0	0	0	0	0
TACİKİSTAN	17	294.824	0	0	0	0	0	0	0	0	0	0	0	0
TÜRKMENİSTAN	17	246.130	0	0	0	0	0	0	0	0	0	0	0	0
BAĞ.DEV.TOPLAMI	32.838	343.120.371	428	8.461.351	30	1.443.057	992	129.663.265	5.909	83.817.409	2.317	136.072.809	94	2.632.561
SRILANKA	0	0	0	0	0	0	0	0	0	0	0	0	12	123.718
JAPONYA	15	275.744	0	0	0	0	0	0	1	27.415	0	0	0	0
HONG KONG	0	0	0	0	0	0	0	0	61	993.408	0	0	0	0
MALEZYA	0	0	0	0	0	0	0	0	0	0	0	0	194	3.204.620
FİLİPİNLER	0	0	0	0	0	0	0	0	0	0	0	0	75	1.385.665
SINGAPUR	642	6.596.201	0	0	0	0	0	0	60	738.978	0	0	1	19.741
TAYLAND	0	0	0	0	0	0	0	0	0	0	1	50.190	0	0
TAYVAN	1	18.115	0	0	0	0	0	0	0	0	0	0	3	56.997
G.KORE	4	36.836	0	0	0	0	0	0	0	0	0	0	24	402.324
U.DOĞU TOPLAMI	662	6.926.896	1	0	0	0	0	0	122	1.759.801	1	50.190	309	5.193.065
BREZİLYA	5	193.957	0	19.640	0	0	0	0	1	17.058	0	0	0	0
KANADA	0	0	0	0	0	0	0	0	0	0	0	0	0	0
MEKSİKA	1.726	22.727.878	0	0	0	0	0	0	0	0	0	0	342	5.904.097
ABD	0	0	1	16.493	0	0	1	225.000	37	434.426			1.823	35.792.272
ARJANTİN	2	16.856	0	0	0	0	0	0	0	0	0	0	51	603.417
BERMUDA	1	18.608	0	0	0	0	0	0	0	0	0	0	0	0
VENEZUELA	469	7.224.397	0	0	0	0	0	0	0	0	0	0	45	1.038.583
HONDURAS	26	312.683	0	0	0	0	0	0	0	0	0	0	0	0
PANAMA	26	342.164	0	0	0	0	0	0	0	0	0	0	0	0
KOLOMBİYA	1.604	23.048.851	0	0	0	0	0	0	0	0	0	0	30	661.326
KOSTA RİKA	196	2.434.563	0	0	0	0	0	0	0	0	0	0	60	1.231.470
DOMİNİK CUM.	60	635.170	0	0	0	0	0	0	0	0	0	0	0	0
EL SALVADOR	22	283.994	0	0	0	0	0	0	0	0	0	0	0	0
PERU	181	2.242.985	0	0	0	0	0	0	0	0	0	0	24	365.684
MONTSERRAT	0	0	0	0	0	0	0	0	0	0	0	0	1	11.419
JAMAİKA	0	0	0	0	0	0	0	0	2	33.470	0	0	0	0
ŞİLİ	472	5.778.191	0	0	0	0	0	0	0	0	0	0	143	2.983.388
KÜBA	0	0	0	0	0	0	0	0	0	0	0	0	39	712.896
AMERİKA TOPLAMI	4.790	65.260.297	2	36.133	0	0	1	225.000	40	484.954	0	0	2.558	49.304.552
PAKİSTAN	0	0	0	0	0	0	0	0	0	0	1	62.040	6	105.373
İRAN	9	104.617	1.068	17.885.974	2	29.120	5	963.658	2	23.410	92	4.740.584	0	0
İRAK	254	11.570.057	3	95.790	0	0	11	519.750	14	499.865	350	21.273.006	161	2.432.457
VIETNAM	1	15.000	566	9.417.914	0	0	0	0	86	1.284.134	0	0	0	0
BANGLADEŞ	0	0	0	0	0	0	0	0	0	0	0	0	0	0
HİNDİSTAN	0	0	0	0	0	0	0	0	0	0	0	0	0	0
KAMBOÇYA	0	0	40	695.803	0	0	0	0	0	0	1	44.017	0	0
MALDİVLER	0	0	0	0	0	0	0	0	0	0	0	0	1	13.583
LAOS	0	0	0	0	0	0	0	0	0	0	0	0	0	0
FR. POLİNEZYA	0	0	0	0	0	0	0	0	0	0	0	0	0	0
ÇİN	1.197	18.696.493	0	0	0	0	0	0	2	33.668	0	0	0	0
MOĞOLİSTAN	0	0	20	351.224	0	0	0	0	4	57.447	0	0	0	0
ASYA TOPLAMI	1.461	30.386.167	1.697	28.446.705	2	29.120	16	1.483.408	108	1.898.524	444	26.119.647	168	2.551.413

Motorlu Taşıt Araçları İhracatı (2007/3)

Ülkeler	Otomobil		Minibüs		Midibüs		Otobüs		Kamyonet		Kamyon		Traktör	
	Adet	\$	Adet	\$	Adet	\$	Adet	\$	Adet	\$	Adet	\$	Adet	\$
CEZAYİR	14.295	125.733.994	153	3.554.709	181	3.171.036	288	13.690.448	598	17.742.522	35	1.369.218	23	299.619
FAS	4.543	47.957.293	60	990.189			3	250.150	193	2.728.871			1.706	25.315.287
FİLDİŞİ	20	199.482	0	0	0	0	1	200.869	0	0	0	0	18	298.401
GAMBİA	0	0	0	0	0	0	0	0	0	0	0	0		
KENYA	2	23.457	0	0	0	0	0	0	0	0	0	0	198	2.972.126
LİBYA	7	74.772	0	0	0	0	2	343.340	1	15.224	140	9.738.565	10	210.112
LİBERYA	5	65.053	0	0	0	0	0	0	0	0	8	440.564	2	38.258
SENEGAL	1	22.189	8	134.173	0	0	0	0	61	840.078	0	0	5	79.783
PAPUA YENİ GİNE	0	0	0	0	0	0	0	0	0	0	0	0	24	434.797
BARBADOS	0	0	0	0	0	0	0	0	3	48.841	0	0	0	0
MİSİR	14.256	87.537.201	3	90.231	0	0	2	416.910	1	28.678	8	490.164	9	120.045
YENİ ZELANDA	6	115.565	91	1.895.282	0	0			577	9.837.917			57	1.109.471
GANA	0	0	0	0	0	0	1	196.244	3	38.521	40	1.620.180		
MOZAMBIK	0	0	0	0	0	0	0	0	0	0	0	0	48	782.152
EKVATOR	0	0	0	0	0	0	0	0	0	0	0	0	33	703.635
NİJERYA	63	905.526	5	80.299	0	0			13	349.722	4	410.005		
TUNUS	5.926	52.165.119	20	356.481	1	68.043	24	1.307.091	0	0	0	0	132	1.954.934
MAKAO	0	0	0	0	0	0	0	0	0	0	0	0	0	0
UGANDA	0	0	0	0	0	0	0	0	0	0	0	0	0	0
ZAMBİA	0	0	0	0	0	0	0	0	0	0	0	0	24	367.431
ZİMBABVE	0	0	0	0	0	0	0	0	0	0	1	23.912	83	1.314.715
RUANDA	0	0	0	0	0	0	0	0	0	0	0	0	0	0
BURKİNA FASO	22	189.704	0	0	0	0	6	165.230	0	0	0	0	0	0
MAURİTUS	126	1.634.981	0	0	0	0	0	0	0	0	0	0	0	0
SUDAN	803	10.385.812	0	0	1	18.890	17	2.871.808	0	0	2	77.648	446	5.658.519
MALAVİ	0	0	0	0	0	0	0	0	0	0	0	0	24	379.344
CİBUTİ	0	0	1	21.319	0	0	0	0	0	0	0	0	0	0
ETİOPYA	17	180.443	0	0	0	0	0	0	0	0	0	0	36	626.445
ENDONEZYA	0	0	0	0	0	0	0	0	0	0	0	0	51	950.959
ERİTRE	0	0	0	0	0	0	0	0	0	0	0	0	1	17.611
GABON	0	0	0	0	0	0	0	0	0	0	0	0	0	0
HAİTİ	0	0	0	0	0	0	0	0	0	0	0	0	0	0
ZAİRE	0	0	0	0	0	0	0	0	0	0	0	0	0	0
KAMERUN	0	0	0	0	0	0	0	0	0	0	0	0	0	0
MADAGASKAR	37	371.732	10	168.740	0	0	0	0	6	84.810	0	0	15	261.267
ANDORRA	3	38.749	0	0	0	0	0	0	10	126.444	0	0		
ANGOLA	171	1.652.649	59	1.084.830	0	0	0	0	119	1.652.276	0	0	60	1.114.346
KONGO	0	0	0	0	0	0	0	0	0	0	0	0	0	0
CUBİTİ	0	0	0	0	0	0	0	0	0	0	0	0	0	0
CAYMAN ADALARI	0	0	0	0	0	0	0	0	0	0	0	0	0	0
NİKARAGUA	0	0	0	0	0	0	0	0	0	0	0	0	39	773.477
BURUNEİ	0	0	0	0	0	0	0	0	0	0	0	0	0	0
CAPE VERDE	0	0	0	0	22	1.514.739	2	169.765	0	0	1	61.900	0	0
CEUTA MELİ	0	0	0	0	0	0	0	0	0	0	0	0	0	0
GUATEMALA	43	519.656	0	0	0	0	0	0	0	0	0	0	9	187.336
BENİN	0	0	0	0	0	0	0	0	0	0	0	0	0	0
TOGO	0	0	0	0	0	0	0	0	0	0	0	0	0	0
BURKİNO FASO	0	0	0	0	0	0	0	0	0	0	0	0	0	0
SIERRA LEONE	0	0	0	0	0	0	0	0	0	0	0	0	0	0
YENİ KALENDONYA	0	0	0	0	0	0	0	0	0	0	0	0	32	623.919
TANZANYA	0	0	0	0	0	0	0	0	0	0	0	0	35	519.751
GUAM	0	0	0	0	0	0	0	0	0	0	0	0	0	0
MALİ	46	559.736	0	0	0	0	0	0	0	0	0	0	0	0
GÜNEY AFRİKA	3.861	56.958.940	0	0	6	535.500	22	1.960.000	0	0	1	123.303	979	16.360.237
AFRİKA TOPLAMI	44.253	387.292.053	410	8.376.253	211	5.308.208	368	21.571.855	1.585	33.493.904	240	14.355.459	4.099	63.473.977
AVUSTRALYA	1.392	20.842.739	120	2.386.617	0	0	0	0	1.613	26.999.507	0	0	434	8.378.323
K.K.TÜRK CUM.	279	4.070.778	20	579.130	0	0	3	453.286	305	9.217.632	39	5.040.427	31	431.651
GÜNEY KIBRIS	0	0	0	0	0	0	0	0	0	0	0	0	0	0
TUBİTAK TEKN.SER.BÖL.	0	0	0	0	0	0	2	206.451	0	0	0	0	0	0
İSTANBUL DERİ SER.B	44	934.859	2	226.327	0	0	130	18.087.394	3	18.952	135	11.346.072	0	0
BURSA SER.B.	0	0	0	0	0	0	0	0	0	0	0	0	0	0
EGE SER.B.	0	0	0	0	0	0	0	0	0	0	0	0	0	0
AHL SER.B.	0	0	0	0	0	0	0	0	0	0	0	0	0	0
TRAKYA SER.B.	0	0	0	0	0	0	0	0	0	0	0	0	581	7.937.975
KAYSERİ SER.B.	0	0	0	0	0	0	0	0	0	0	2	109.653	1	17.400
G.ANTEP SER.B.	0	0	0	0	0	0	0	0	0	0	0	0	0	0
ÇORLU SER.B.	0	0	0	0	0	0	0	0	0	0	0	0	0	0
MERSİN SER.B.	0	0	0	0	0	0	0	0	0	0	27	2.389.689	0	0
DİĞERLERİ	323	5.005.637	22	805.457	0	0	135	18.747.131	308	9.236.584	203	18.885.841	613	8.387.026
GENEL TOPLAM	503.679	6.838.519.930	7.220	143.158.424	507	22.480.197	6.733	1.027.180.904	280.767	3.800.512.935	9.924	673.883.100	9.272	157.182.245

Motorlu Taşıt Araçları İhracatı (2008/1)

Ülkeler	Otomobil		Minibüs		Midibüs		Otobüs		Kamyonet		Kamyon		Traktör	
	Adet	\$	Adet	\$	Adet	\$	Adet	\$	Adet	\$	Adet	\$	Adet	\$
ALMANYA	32.477	592.191.240	361	8.468.655	10	190.004	1.003	219.899.753	33.969	523.188.457	2.305	183.573.983	40	691.302
AVUSTURYA	2.424	49.313.131	13	313.586	0	0	157	39.375.007	4.410	65.616.360	7	576.124	52	1.416.432
BELÇİKA	21.689	312.366.611	588	11.817.597	0	0	115	21.813.573	7.358	105.026.796	0	0	1	21.823
DANİMARKA	2.277	40.122.501	22	510.923	0	0	24	5.378.891	2.555	40.957.707	0	0	0	0
FİNLANDIYA	2.794	55.821.941	40	929.341	0	0	6	1.084.513	2.097	36.084.679	18	1.503.623	24	829.623
İTALYA	51.876	727.398.135	83	2.015.464	5	214.436	288	50.820.088	80.110	1.011.673.109	311	25.474.148	152	3.171.611
FRANSA	106.809	1.524.419.268	2	125.650	22	356.866	1.377	224.616.194	43.479	563.716.161	883	60.600.862	7	134.119
HOLLANDA	5.317	95.733.060	59	1.211.906	0	0	64	13.276.055	9.523	128.439.772	60	6.303.003	0	0
İNGİLTERE	9.865	183.235.534	2.917	65.087.271	0	0	90	17.745.135	64.662	966.947.749	1.444	114.504.689	17	406.349
İSPANYA	24.493	447.593.101	37	834.787	11	723.786	167	33.171.142	20.379	291.305.926	170	12.697.225	4	94.377
İSVİÇRE	2.346	48.554.962	132	3.221.848	0	0	41	8.881.813	1.386	23.111.819	0	0	0	0
İSVEÇ	2.855	53.765.354	11	257.382	0	0	39	8.333.151	3.079	46.722.321	0	0	0	0
NORVEÇ	661	14.355.379	60	1.520.189	0	0	41	8.394.446	2.890	44.580.342	0	0	0	0
PORTEKİZ	2.197	36.033.812	0	0	0	0	79	13.539.128	5.068	68.399.774	19	1.602.540	24	514.736
YUNANİSTAN	11.054	156.136.780	34	797.265	0	0	170	35.483.338	1.965	28.213.454	17	670.322	0	0
İRLANDA	1.569	29.433.638	183	4.049.343	0	0	4	924.893	3.587	56.344.999	0	0	0	0
LÜKSEMBURG	0	0	0	0	0	0	4	817.255	0	0	0	0	0	0
İZLANDA	96	1.752.619	0	0	0	0	0	0	0	0	0	0	0	0
AB (15 ÜLKE)+EFTA	280.799	4.368.227.066	4.542	101.161.207	48	1.485.092	3.669	703.554.375	286.517	4.000.329.425	5.234	407.506.519	321	7.280.372
SLOVENYA	37.116	454.495.988	65	1.366.859	0	0	64	11.741.527	533	8.839.500	19	1.625.264	0	0
SLOVAKYA	8	93.632	0	0	0	0	32	6.088.282	315	4.618.356	42	3.051.143	0	0
POLONYA	4.919	84.800.324	57	1.641.192	8	560.550	99	19.345.909	3.632	57.369.823	288	20.482.783	4	69.109
ÇEK CUM	7.253	104.751.210	22	489.927	3	214.080	398	56.859.770	2.311	36.553.319	68	5.199.211	0	0
MACARİSTAN	4.409	69.569.327	49	1.104.964	0	0	87	13.858.576	2.934	42.219.078	44	3.158.032	9	157.075
ESTONYA	318	5.803.719	1	21.751	0	0	24	4.459.371	214	3.483.617	60	7.854.483	0	0
LİTVANYA	71	1.113.491	15	333.282	1	71.199	67	6.968.817	248	4.054.487	16	1.099.313	0	0
LETONYA	10	174.853	12	291.882	0	0	4	614.772	103	1.775.413	0	0	0	0
MALTA	36	493.888	33	740.409	0	0	0	0	59	929.376	0	0	1	10.062
KIBRIS	0	0	0	0	0	0	0	0	0	0	0	0	0	0
AB (10 ÜLKE)	54.140	721.296.432	254	5.990.266	12	845.829	775	119.937.024	10.349	159.842.969	537	42.470.229	14	236.246
AB (25 ÜLKE)+EFTA	334.939	5.089.523.498	4.796	107.151.473	60	2.330.921	4.444	823.491.399	296.866	4.160.172.394	5.771	449.976.748	335	7.516.618
BULGARİSTAN	4.013	68.149.943	73	1.721.153	3	258.550	464	47.502.311	2.242	32.285.434	150	11.868.450	46	1.476.409
MAKEDONYA	394	4.360.373	1	24.369	3	216.723	3	374.198	688	8.589.089	19	1.630.511	4	44.165
ROMANYA	23.551	276.449.947	4	90.642	96	7.557.982	840	114.143.833	8.597	130.836.798	286	21.247.830	87	2.317.857
BOSNA-HERSEK	528	8.032.661	3	41.380	1	69.416	51	7.547.132	189	2.708.507	13	1.194.442	9	126.407
KOSOVA	2	52.887	0	0	32	730.692	1	56.277	0	0	0	0	4	61.062
MOLDOVA	170	1.571.143	0	0	2	36.576	5	514.915	12	106.412	0	0	0	0
UKRAYNA	33.254	372.944.281	15	319.035	3	106.600	61	6.370.116	3.021	37.994.771	366	23.483.751	3	98.825
HIRVATİSTAN	1.879	29.526.900	7	191.522	5	361.462	84	14.935.934	873	11.929.907	45	2.894.533	58	1.225.039
SİRBİSTAN	142	1.719.801	0	0	0	0	119	21.822.756	1.233	15.184.666	80	5.958.115	59	1.272.550
YUGOSLAVYA	0	0	0	0	0	0	0	0	0	0	0	0	0	0
ARNAVUTLUK	19	231.066	9	219.052	0	0	0	0	7	138.447	13	1.128.879	0	0
D. AVRUPA TOPLAMI	63.952	763.039.002	112	2.607.153	145	9.338.001	1.628	213.267.472	16.862	239.774.031	972	69.406.511	270	6.622.314
AFGANİSTAN	0	0	0	0	0	0	0	0	65	1.426.326	160	12.750.166	0	0
BAHREYN	211	2.380.513	0	0	0	0	0	0	0	0	3	188.698	0	0
BRUNEİ	0	0	6	130.260	0	0	0	0	9	182.148	0	0	0	0
İSRAİL	19.671	258.992.006	0	0	0	0	31	4.156.418	2.250	31.810.531	43	5.076.241	97	1.870.643
ÜRDÜN	196	2.048.457	0	0	0	0	10	1.884.039	0	0	1	82.721	0	0
YEMEN	0	0	0	0	0	0	0	0	0	0	0	0	0	0
UMMAN	82	935.619	0	0	4	72.568	0	0	0	0	9	608.650	6	111.716
KUVEYT	32	269.732	0	0	0	0	0	0	0	0	0	0	3	63.692
KATAR	148	1.514.664	0	0	0	0	12	2.147.582	0	0	1	62.605	0	0
SURİYE	888	12.279.688	1	4.900	0	0	49	3.867.100	1	11.900	10	651.316	26	361.420
FİLİSTİN	3	33.237	0	0	0	0	0	0	1	12.675	0	0	0	0
LÜBNAN	1.123	13.146.965	0	0	0	0	0	0	24	209.641	16	1.494.737	0	0
BAE	329	3.314.061	0	0	4	87.420	55	3.085.448	3	47.868	42	3.951.792	23	527.389
CEBELİTARİK	0	0	0	0	0	0	0	0	186	3.192.620	0	0	0	0
SUUDİ ARABİSTAN	493	5.008.055	0	0	0	0	150	31.818.072	0	0	1	26.690	12	226.415
ORTA DOĞU TOPLAMI	23.176	299.922.997	7	135.160	8	159.988	307	46.958.659	2.539	36.893.709	286	24.893.616	167	3.161.275

Motorlu Taşıt Araçları İhracatı (2008/2)

Ülkeler	Otomobil		Minibüs		Midibüs		Otobüs		Kamyonet		Kamyon		Traktör	
	Adet	\$	Adet	\$	Adet	\$	Adet	\$	Adet	\$	Adet	\$	Adet	\$
AZERBEYCAN	1.330	13.420.839	64	3.003.296	18	561.113	153	15.362.450	206	2.985.591	686	57.923.243	31	1.713.000
RUSYA	60.918	798.932.466	1.006	22.628.800	0	0	216	42.338.462	13.398	208.564.481	1.715	108.601.806	1	22.014
BEYAZ RUSYA	272	2.768.072	0	0	0	0	1	56.580	0	0	0	0	0	0
GÜRCİSTAN	404	3.487.025	1	21.489	0	0	4	331.216	145	2.670.404	102	4.528.671	1	22.745
KARADAĞ	3	42.245	0	0	0	0	21	1.846.720	27	292.483	0	0	0	0
KIRGIZISTAN	0	0	0	0	0	0	0	0	1	16.314	3	67.519	0	0
KAZAKISTAN	30	274.160	4	69.810	0	0	9	1.315.270	90	1.141.537	94	3.775.358	2	65.463
ÖZBEKİSTAN	0	0	0	0	0	0	200	29.594.995	0	0	3	368.784	0	0
TACİKİSTAN	7	102.238	0	0	0	0	0	0	0	0	0	0	0	0
TÜRKMENİSTAN	4	403.334	0	0	0	0	2	218.447	3	107.497	6	427.125	0	0
BAĞ. DEV. TOPLAMI	62.968	819.430.379	1.075	25.723.395	18	561.113	606	91.064.140	13.870	215.778.307	2.609	175.692.506	35	1.823.222
SRİLANKA	0	0	0	0	0	0	0	0	0	0	0	0	12	124.409
JAPONYA	27	671.090	0	0	0	0	0	0	0	0	0	0	0	0
HONG KONG	0	0	0	0	0	0	0	0	9	174.262	0	0	3	76.392
MALEZYA	0	0	0	0	0	0	0	0	0	0	0	0	268	4.374.341
FİLİPİNLER	0	0	0	0	0	0	0	0	0	0	0	0	84	1.705.220
SİNGAPUR	95	1.247.127	0	0	0	0	0	0	0	0	0	0	0	0
TAYLAND	0	0	0	0	0	0	0	0	0	0	0	0	129	2.275.306
TAYVAN	116	2.152.411	0	0	0	0	0	0	0	0	0	0	3	52.034
GÜNEY KORE	4	39.376	0	0	0	0	0	0	0	0	0	0	0	0
U. DOĞU TOPLAMI	242	4.110.004	0	0	0	0	0	0	9	174.262	0	0	499	8.607.702
BREZİLYA	0	0	1	23.646	0	0	0	0	2	36.842	0	0	6	128.121
KANADA	0	0	0	0	0	0	0	0	0	0	0	0	15	333.230
MEKSİKA	2.956	40.193.334	0	0	0	0	0	0	0	0	0	0	513	8.961.224
ABD	2	37.885	0	0	0	0	6	1.386.000	48	699.241	0	0	4.584	105.901.161
ARJANTİN	1	15.322	0	0	0	0	0	0	0	0	0	0	208	3.734.470
BERMUDA	0	0	0	0	0	0	0	0	0	0	0	0	0	0
URUGUAY	0	0	0	0	0	0	0	0	0	0	0	0	12	276.508
VENEZUELA	0	0	0	0	0	0	0	0	0	0	0	0	0	0
TRİNİDAD ve TOBAGO	0	0	0	0	0	0	0	0	0	0	2	85.000	0	0
HONDURAS	10	124.633	0	0	0	0	0	0	0	0	0	0	21	440.298
PANAMA	63	796.356	0	0	0	0	0	0	10	121.081	0	0	0	0
KOLOMBİYA	997	14.616.950	0	0	0	0	0	0	0	0	0	0	75	1.556.859
KOSTA RİKA	143	1.896.560	0	0	0	0	0	0	0	0	0	0	108	2.326.014
DOMİNİK CUM.	7	91.000	0	0	0	0	0	0	13	149.523	0	0	0	0
EL SALVADOR	0	0	0	0	0	0	0	0	0	0	0	0	6	131.643
PERU	151	1.849.344	0	0	0	0	0	0	0	0	0	0	53	880.716
MONTSERRAT	0	0	0	0	0	0	0	0	0	0	0	0	0	0
JAMAİKA	0	0	0	0	0	0	0	0	1	17.917	0	0	3	63.256
ŞİLİ	62	809.160	0	0	0	0	0	0	29	302.247	0	0	276	5.552.621
KÜBA	0	0	0	0	0	0	0	0	0	0	0	0	1	18.597
AMERİKA TOPLAMI	4.392	60.430.544	1	23.646	0	0	6	1.386.000	103	1.326.851	2	85.000	5.881	130.304.718
PAKİSTAN	0	0	0	0	0	0	0	0	0	0	10	332.608	3	59.778
İRAN	1.498	21.054.527	80	1.306.559	883	14.459.374	1	58.100	0	0	207	11.585.356	24	462.558
İRAK	365	5.488.754	0	0	0	0	30	2.064.329	26	754.716	141	10.318.186	217	3.710.781
VİETNAM	0	0	780	13.517.414	0	0	0	0	100	1.584.761	0	0	0	0
BANGLADEŞ	0	0	0	0	0	0	0	0	0	0	24	3.420.417	0	0
HİNDİSTAN	0	0	0	0	0	0	2	574.122	0	0	0	0	0	0
KAMBOÇYA	0	0	43	764.304	0	0	0	0	2	31.506	0	0	0	0
MALDİVLER	0	0	0	0	0	0	0	0	0	0	0	0	0	0
LAOS	0	0	0	0	0	0	0	0	0	0	2	110.080	0	0
FR. POLİNEZYA	0	0	0	0	0	0	0	0	0	0	0	0	0	0
ÇİN	229	3.320.245	0	0	2	81.936	0	0	0	0	0	0	0	0
MOĞOLİSTAN	0	0	12	211.106	0	0	0	0	16	244.405	0	0	0	0
ASYA TOPLAMI	2.092	29.863.526	915	15.799.383	885	14.541.310	33	2.696.551	144	2.615.388	384	25.766.647	244	4.233.117

Motorlu Taşıt Araçları İhracatı (2008/3)

Ülkeler	Otomobil		Minibüs		Midibüs		Otobüs		Kamyonet		Kamyon		Traktör	
	Adet	\$	Adet	\$	Adet	\$	Adet	\$	Adet	\$	Adet	\$	Adet	\$
CEZAYİR	19.343	178.664.823	161	2.708.612	385	11.362.878	172	9.298.596	1.158	15.056.828	46	2.990.379	3	52.051
FAS	3.841	42.655.089	125	2.157.985	0	0	4	318.653	291	4.214.854	0	0	1.318	20.627.039
FILDIŞI	64	742.212	0	0	0	0	0	0	0	0	0	0	24	439.009
GAMBIA	0	0	0	0	0	0	0	0	0	0	0	0	1	12.269
KENYA	12	152.971	0	0	0	0	0	0	0	0	0	0	111	1.957.248
LİBYA	50	486.434	4	69.126	0	0	1	159.315	16	189.016	52	4.256.413	6	83.700
LİBERYA	9	121.150	0	0	0	0	0	0	0	0	0	0	0	0
SENEGAL	36	484.141	11	193.517	2	44.213	1	94.650	39	565.806	0	0	3	60.334
PAPUA YENİ GİNE	0	0	0	0	0	0	0	0	0	0	0	0	24	443.811
BARBADOS	0	0	0	0	0	0	0	0	0	0	0	0	0	0
MISIR	10.004	69.348.695	0	0	66	432.402	23	3.206.863	9	118.886	1	45.247	0	0
YENİ ZELANDA	0	0	155	3.535.820	0	0	0	0	714	13.270.005	0	0	74	1.558.190
GANA	16	251.384	5	89.366	0	0	0	0	0	0	39	1.465.254	2	39.616
MOZAMBİK	0	0	0	0	0	0	0	0	0	0	0	0	0	0
EKVATOR	0	0	0	0	0	0	0	0	0	0	0	0	99	2.030.793
NİJERYA	40	621.561	11	204.039	0	0	19	1.307.354	7	145.236	3	245.016	1	14.954
TUNUS	6.974	68.787.822	0	0	5	333.950	31	1.897.677	4	47.312	0	0	92	1.522.013
MAKAO	0	0	0	0	0	0	0	0	0	0	0	0	0	0
UGANDA	0	0	0	0	0	0	0	0	0	0	0	0	6	107.361
ZAMBIA	0	0	0	0	0	0	0	0	0	0	0	0	10	184.286
ZİMBABVE	0	0	0	0	0	0	0	0	0	0	0	0	64	1.097.413
RUANDA	0	0	0	0	0	0	0	0	0	0	0	0	0	0
BURKINA FASO	0	0	0	0	1	30.000	0	0	0	0	0	0	0	0
MAURITUS (Maritus)	71	900.800	0	0	0	0	0	0	0	0	0	0	4	78.436
SUDAN	0	0	0	0	0	0	5	822.443	1	36.955	2	185.802	7	304.346
MALAVI	0	0	0	0	0	0	0	0	0	0	0	0	6	80.191
CİBUTİ	0	0	0	0	0	0	0	0	0	0	0	0	0	0
ETİOPYA	4	51.248	0	0	0	0	0	0	0	0	0	0	10	156.883
ENDONEZYA	0	0	0	0	0	0	0	0	0	0	0	0	93	1.893.210
ERİTRE	0	0	0	0	0	0	0	0	0	0	0	0	0	0
GABON	0	0	0	0	0	0	0	0	0	0	0	0	0	0
HAİTİ	0	0	0	0	0	0	0	0	0	0	0	0	0	0
ZAİRE	0	0	0	0	0	0	0	0	0	0	0	0	0	0
KAMERUN	8	77.956	0	0	0	0	1	167.955	0	0	0	0	0	0
MADAGASKAR	15	162.495	7	128.074	0	0	0	0	5	71.388	0	0	11	189.100
ANDORRA	1	14.569	0	0	0	0	0	0	7	100.410	0	0	0	0
ANGOLA	66	816.946	52	953.852	0	0	0	0	89	1.289.128	22	1.642.594	180	3.425.480
KONGO	0	0	0	0	0	0	0	0	0	0	0	0	0	0
CUBİTİ	0	0	0	0	0	0	0	0	0	0	0	0	0	0
CAYMAN ADALARI	0	0	0	0	0	0	0	0	0	0	0	0	0	0
NİKARAGUA	0	0	0	0	0	0	0	0	0	0	0	0	21	473.557
BURUNEI	0	0	0	0	0	0	0	0	0	0	0	0	0	0
CAPE VERDE	0	0	0	0	0	0	0	0	0	0	2	109.407	0	0
CEUTA MELI	0	0	0	0	0	0	0	0	0	0	0	0	0	0
GUATEMALA	15	212.441	0	0	0	0	0	0	0	0	0	0	27	537.285
BENİN	0	0	0	0	0	0	0	0	0	0	0	0	0	0
TOGO	0	0	0	0	0	0	0	0	0	0	0	0	0	0
BURKINO FASO	0	0	0	0	0	0	0	0	0	0	0	0	0	0
SIERRA LEONE	0	0	0	0	0	0	0	0	0	0	0	0	0	0
YENİ KALENDONYA	0	0	0	0	0	0	0	0	0	0	0	0	30	601.264
TANZANYA	0	0	0	0	0	0	0	0	0	0	0	0	17	295.631
GUAM	0	0	0	0	0	0	0	0	0	0	0	0	0	0
MALİ	17	206.374	0	0	0	0	0	0	0	0	0	0	0	0
MORİTANYA	31	421.586	0	0	0	0	0	0	0	0	0	0	0	0
GÜNEY AFRİKA	983	16.195.706	0	0	0	0	1	46.783	0	0	2	55.500	655	12.243.572
AFRİKA TOPLAMI	41.600	381.376.403	531	10.040.391	459	12.203.443	258	17.320.289	2.340	35.105.824	169	10.995.612	2.899	50.509.042
AVUSTRALYA	289	4.914.061	277	6.140.572	0	0	0	0	2.880	53.848.597	391	5.270.378	7	189.088
K.K.TÜRK CUM.	352	5.225.855	3	38.229	3	201.044	25	2.919.849	243	6.908.989	10	883.031	7	189.088
GÜNEY KIBRIS	0	0	0	0	0	0	0	0	1	11.078	0	0	0	0
TUBİTAK	0	0	0	0	0	0	16	3.316.704	0	0	0	0	0	0
İSTANBUL DERİ SER.B	7	175.000	0	0	0	0	47	1.764.611	2	158.907	44	4.125.867	0	0
BURSA SER.B.	0	0	0	0	0	0	0	0	0	0	0	0	0	0
EGE SER.B.	0	0	0	0	0	0	0	0	0	0	0	0	0	0
AHL SER.B.	0	0	0	0	0	0	0	0	0	0	0	0	0	0
TRAKYA SER.B.	0	0	0	0	0	0	0	0	0	0	0	0	0	0
ÇORLU SER.B.	0	0	0	0	0	0	0	0	0	0	0	0	0	0
MERSİN SER.B.	0	0	0	0	0	0	0	0	0	0	3	261.480	0	0
DİĞERLERİ	359	5.400.855	3	38.229	3	201.044	88	8.001.164	246	7.078.974	57	5.270.378	7	189.088
GENEL TOPLAM	534.009	7.458.011.269	7.717	167.659.402	1.578	39.335.820	7.370	1.204.185.674	335.859	4.752.768.337	10.250	762.087.018	10.728	221.208.270

Motorlu Taşıt Araçları İhracatı (2009/1)

Ülkeler	Otomobil		Minibüs		Midibüs		Otobüs		Kamyonet		Kamyon		Traktör	
	Adet	\$	Adet	\$	Adet	\$	Adet	\$	Adet	\$	Adet	\$	Adet	\$
ALMANYA	16.403	318.210.134	173	5.116.598	1	12.826	861	197.728.310	15.753	248.357.084	412	40.542.285	27	516.582
AVUSTURYA	2.065	41.175.694	14	330.800	0	0	31	6.657.222	2.876	43.930.558	4	309.037	0	0
BELÇİKA	26.964	362.928.032	1	24.052	0	0	118	19.550.401	4.008	58.894.099	22	2.292.245	12	149.429
DANİMARKA	334	4.570.274	5	113.462	0	0	17	3.689.782	833	12.896.312	0	0	0	0
FİNLANDIYA	285	4.701.744	1	23.156	0	0	2	334.515	902	14.717.527	0	0	10	343.267
İTALYA	66.565	831.613.294	62	3.521.845	7	508.871	229	40.379.946	44.385	524.584.951	75	7.819.550	200	4.071.306
FRANSA	144.710	1.942.160.264	0	0	73	4.382.451	1.745	270.619.236	32.982	395.682.740	281	23.623.140	74	1.736.683
HOLLANDA	2.664	52.513.372	22	897.184	0	0	61	11.083.511	3.383	54.919.041	3	159.154	3	67.496
İNGİLTERE	9.624	138.804.115	2.519	53.194.391	8	432.384	89	17.777.295	29.588	430.957.906	149	15.237.309	12	339.651
İSPANYA	11.934	219.473.085	7	198.887	4	274.670	50	6.720.832	5.421	71.809.458	5	469.443	61	1.423.655
İSVİÇRE	1.581	34.636.266	89	2.117.405	0	0	28	5.313.253	1.144	18.978.077	0	0	0	0
İSVEÇ	2.966	58.349.591	34	810.958	0	0	25	4.621.524	1.309	21.696.740	0	0	22	861.292
NORVEÇ	1.163	21.646.247	32	751.805	0	0	17	4.087.600	1.642	24.597.724	0	0	0	0
PORTEKİZ	2.099	31.271.547			0	0	11	2.012.349	2.463	31.509.552	28	2.618.456	42	868.048
YUNANİSTAN	6.915	97.060.515	4	86.475	0	0	271	56.997.654	666	8.800.174	24	1.708.842	14	171.589
İRLANDA	114	2.201.807	56	1.169.897	0	0	0	0	693	10.079.250	0	0	0	0
LÜKSEMBURG	0	0	0	0	0	0	8	1.950.609	0	0	0	0	0	0
İZLANDA	6	105.166	0	0	0	0	0	0	0	0	0	0	0	0
AB (15 ÜLKE)+EFTA	296.392	4.161.421.147	3.019	68.356.915	93	5.611.202	3.563	649.524.039	148.048	1.972.411.193	1.003	94.779.461	477	10.548.998
SLOVENYA	36.734	421.996.991	3	112.792	0	0	41	7.056.737	106	1.496.471	17	2.298.050	0	0
SLOVAKYA	79	832.592	0	0	0	0	20	3.823.737	84	1.288.968	1	68.179	0	0
POLONYA	6.772	106.458.331	34	1.033.993	10	504.125	114	19.159.068	2.235	34.900.837	35	5.124.026	117	1.992.749
ÇEK CUM	4.240	51.346.016	9	257.882	0	0	111	15.129.390	1.405	22.469.730	33	2.980.660	3	52.583
MACARİSTAN	1.020	16.698.292	33	718.289	0	0	44	6.873.245	651	10.206.061	22	1.419.935	5	56.051
ESTONYA	0	0	0	0	0	0	4	631.721	53	555.900	0	0	0	0
LİTVANYA	0	0	3	76.124	0	0	24	2.358.213	2	43.794	0	0	0	0
LETONYA	1	18.886	1	21.557	0	0	4	616.210	2	33.709	0	0	0	0
MALTA	10	139.979	7	143.808	0	0	1	274.946	7	97.306	0	0	2	29.165
KIBRIS	0	0	0	0	0	0	0	0	0	0	0	0	0	0
AB (10 ÜLKE)	48.856	597.491.087	90	2.364.445	10	504.125	363	55.923.267	4.545	71.092.776	108	11.890.850	127	2.130.548
AB (25 ÜLKE)+EFTA	345.248	4.758.912.234	3.109	70.721.360	103	6.115.327	3.926	705.447.306	152.593	2.043.503.969	1.111	106.670.311	604	12.679.546
BULGARİSTAN	1.139	16.024.239	1	21.919	3	196.816	150	11.410.037	322	4.319.682	21	1.442.898	1	20.539
MAKEDONYA	437	4.790.358	0	0	7	372.600	30	3.531.327	426	4.897.406	53	3.961.996	10	199.033
ROMANYA	6.163	67.710.425	0	0	0	0	39	5.797.527	647	9.177.104	28	1.916.279		
BOSNA-HERSEK	147	2.136.001	2	42.685	1	28.509	17	2.797.921	95	1.501.585	3	244.126	2	27.470
KOSOVA	1	9.890	0	0	0	0	0	0	6	54.321	2	187.623	5	88.132
MOLDOVA	24	214.524	0	0	0	0	1	60.060	5	79.764	0	0	0	0
UKRAYNA	3.701	35.880.754	2	40.701			2	115.753	512	5.188.688	11	550.501		
HİRVATİSTAN	485	7.487.546	5	256.839	1	71.769	50	8.440.374	24	390.923	4	246.789	54	1.068.240
SİRBİSTAN	71	765.223	4	84.171			54	7.266.708	279	3.187.404	1	61.465	20	382.871
YUGOSLAVYA	0	0	0	0	0	0	0	0	0	0	0	0	0	0
ARNAVUTLUK	26	282.034	2	49.640	1	4.601	11	571.142	7	141.138	2	50.192	0	0
D. AVRUPA TOPLAMI	12.194	135.300.994	16	495.955	13	674.295	354	39.990.849	2.323	28.938.015	125	8.661.869	92	1.786.285
AFGANİSTAN	0	0	0	0	0	0	0	0	0	0	169	12.456.976	0	0
BAHREYN	36	338.916	0	0	1	43.056	0	0	0	0	0	0	0	0
BRUNEİ	0	0	5	129.970	0	0	0	0	7	132.040	0	0	0	0
İSRAİL	9.026	121.785.209	0	0	0	0	33	4.304.617	792	10.921.689	30	1.296.856	0	0
ÜRDÜN	8	77.623	3	172.918	0	0	0	0	0	0	2	133.809	5	100.656
YEMEN	1	10.785	0	0	0	0	0	0	0	0	0	0	6	20.680
UMMAN	38	464.074	0	0	0	0	2	102.172	0	0	30	2.407.491	3	52.546
KUVEYT	87	713.812	0	0	0	0			0	0	0	0	0	0
KATAR	19	215.169	0	0	0	0	6	326.787	0	0	6	523.785	0	0
SURİYE	1.911	14.813.226	30	1.253.137	2	116.621	4	844.170	89	1.404.115	57	3.726.126	33	524.933
FİLİSTİN	333	3.303.764	0	0	0	0	0	0	0	0	0	0	0	0
LÜBNAN	588	5.728.526	0	0	0	0	7	684.997	29	242.989	2	190.974	0	0
BAE	138	1.320.635	0	0	0	0	168	39.877.268	0	0	18	1.385.480	2	32.059
CEBELİTARİK	13	137.367	1	21.640	0	0	0	0	5	71.804	0	0	0	0
SUUDİ ARABİSTAN	331	3.006.155	0	0	0	0	83	16.852.748	0	0	4	268.300	0	0
ORTA DOĞU TOPLAMI	12.529	151.915.261	39	1.577.665	3	159.677	303	62.992.759	922	12.772.637	318	22.389.797	49	730.874

Motorslu Taşıtl Araçları İhracatı (2009/2)

Ülkeler	Otomobil		Minibüs		Midibüs		Otobüs		Kamyonet		Kamyon		Traktör	
	Adet	\$	Adet	\$	Adet	\$	Adet	\$	Adet	\$	Adet	\$	Adet	\$
AZERBEYCAN	899	9.009.450	11	206.220	20	873.359	37	2.559.651	240	2.963.927	132	9.314.552	7	134.628
RUSYA	12.702	165.744.081	187	3.994.384	0	0	74	13.152.411	158	2.684.589	0	0	0	0
BEYAZ RUSYA	224	2.555.005	0	0	0	0	0	0	20	244.200	0	0	0	0
GÜRCİSTAN	43	401.674	4	67.145	0	0	7	400.314	128	2.253.902	26	962.043	9	158.399
KARADAG	0	0	0	0	0	0	0	0	0	0	0	0	0	0
KIRGIZISTAN	0	0	0	0	0	0	0	0	0	0	1	24.611	0	0
KAZAKISTAN	48	465.216	0	0	1	22.465	10	1.065.434	24	432.773	78	2.979.755	6	201.600
ÖZBEKISTAN	0	0	0	0	0	0	199	27.686.537	0	0	1	45.500	2	40.847
TACİKİSTAN	1	11.074	0	0	0	0	0	0	0	0	0	0	0	0
TÜRKMENİSTAN	2	43.925	0	0	1	48.000	1	298.284	16	465.318	33	2.287.523	0	0
BAĞ.DEV.TOPLAMI	13.919	178.230.425	202	4.267.749	22	943.824	328	45.162.631	586	9.044.709	271	15.613.984	24	535.474
SRİLANKA	0	0	0	0	0	0	0	0	0	0	0	0	0	0
JAPONYA	23	468.083	0	0	0	0	0	0	0	0	0	0	12	254.241
HONG KONG	0	0	0	0	0	0	0	0	6	104.547	0	0	0	0
MALEZYA	0	0	0	0	0	0	0	0	0	0	0	0	407	6.398.255
FİLİPİNLER	0	0	0	0	0	0	0	0	0	0	0	0	72	1.443.126
SİNGAPUR	177	2.325.282	0	0	0	0	0	0	12	141.636	0	0	0	0
TAYLAND	0	0	0	0	0	0	0	0	0	0	1	58.510	57	1.088.997
TAYVAN	0	0	0	0	0	0	0	0	0	0	0	0	3	58.846
GÜNEY KORE	0	0	0	0	0	0	0	0	0	0	0	0	0	0
U.DOĞU TOPLAMI	200	2.793.365	0	0	0	0	0	0	18	246.183	1	58.510	551	9.243.465
BREZİLYA	0	0	211	4.481.830	0	0	0	0	726	12.105.120	1	68.246	206	3.841.940
KANADA	1.856	26.922.370	0	0	0	0	0	0	61	843.068	0	0	0	0
MEKSİKA	599	7.275.306	0	0	0	0	0	0	0	0	0	0	426	7.178.556
ABD	27.681	402.317.715	0	0	0	0	39	8.559.860	72	1.079.279	0	0	2.774	61.922.379
ARJANTİN	0	0	0	0	0	0	0	0	0	0	0	0	134	1.750.655
ARUBA	0	0	0	0	0	0	0	0	5	64.141	0	0	0	0
BERMUDA	0	0	0	0	0	0	0	0	0	0	0	0	0	0
BOLİVYA	0	0	0	0	0	0	0	0	0	0	0	0	24	518.162
URUGUAY	0	0	0	0	0	0	0	0	0	0	0	0	51	1.137.686
VENEZUELA	0	0	0	0	0	0	0	0	0	0	6	766.322	0	0
TRINIDAD ve TOBAGO	0	0	0	0	0	0	0	0	0	0	0	0	3	58.180
HONDURAS	0	0	0	0	0	0	0	0	0	0	0	0	9	158.444
PANAMA	0	0	0	0	0	0	0	0	0	0	0	0	15	284.327
KOLOMBİYA	358	5.103.771	0	0	0	0	0	0	0	0	0	0	0	0
KOSTARIKA	0	0	0	0	0	0	0	0	0	0	0	0	54	1.176.272
DOMİNİK CUM.	0	0	0	0	0	0	0	0	0	0	0	0	12	257.378
PARAGUAY	0	0	0	0	0	0	0	0	0	0	0	0	35	770.576
EL SALVADOR	0	0	0	0	0	0	0	0	0	0	0	0	0	0
PERU	10	133.068	0	0	0	0	0	0	0	0	0	0	32	584.974
MONTSERRAT	0	0	0	0	0	0	0	0	0	0	0	0	0	0
JAMAİKA	0	0	1	20.838	0	0	0	0	0	0	0	0	12	203.204
ŞİLİ	72	832.537	0	0	0	0	0	0	0	0	0	0	150	3.113.232
KÜBA	0	0	0	0	0	0	0	0	0	0	0	0	0	0
AMERİKA TOPLAMI	30.576	442.584.767	212	4.502.668	0	0	39	8.559.860	864	14.091.608	7	834.568	3.937	82.955.965
PAKİSTAN	0	0	0	0	0	0	0	0	0	0	0	0	3	69.473
İRAN	2	15.550	0	0	52	776.012	0	0	1	10.000	43	3.248.197	1	21.660
İRAK	183	2.739.686	2	26.000	0	0	9	658.575	171	3.428.256	304	20.946.286	932	15.323.149
DOĞU TİMOR	0	0	0	0	0	0	0	0	0	0	2	55.000	0	0
VIETNAM	0	0	1.200	19.659.359	0	0	0	0	0	0	0	0	0	0
BANGLADEŞ	0	0	0	0	0	0	0	0	0	0	0	0	0	0
HİNDİSTAN	0	0	0	0	0	0	0	0	0	0	0	0	2	43.548
KAMBOÇYA	0	0	0	0	0	0	0	0	0	0	0	0	0	0
MALDİVLER	0	0	0	0	0	0	0	0	0	0	0	0	0	0
LAOS	0	0	0	0	0	0	0	0	0	0	0	0	0	0
FR. POLİNEZYA	0	0	0	0	0	0	0	0	0	0	0	0	0	0
ÇİN	103	1.392.157	0	0	10	142.938	0	0	0	0	0	0	0	0
MOĞOLİSTAN	0	0	0	0	0	0	0	0	0	0	0	0	0	0
ASYA TOPLAMI	288	4.147.393	1.202	19.685.359	62	918.950	9	658.575	172	3.438.256	349	24.249.483	938	15.457.830

Motorlu Taşıt Araçları İhracatı (2009/3)

Ülkeler	Otomobil		Minibüs		Midibüs		Otobüs		Kamyonet		Kamyon		Traktör	
	Adet	\$	Adet	\$	Adet	\$	Adet	\$	Adet	\$	Adet	\$	Adet	\$
CEZAYIR	25.819	238.835.691	10	167.000	0	0	467	25.723.865	533	6.710.287	113	6.452.454	51	864.100
FAS	2.594	27.249.037	25	456.812	6	106.596	0	0	411	5.458.657	14	809.609	1.523	24.443.979
FILDIŞI	25	271.535	0	0	0	0	0	0	0	0	0	0	5	109.500
GAMBİA	0	0	0	0	0	0	0	0	0	0	0	0	0	0
KENYA	0	0	0	0	0	0	0	0	0	0	0	0	58	1.550.874
LİBYA	26	338.178	0	0	3	145.126	18	2.743.660	26	2.916.703	62	4.895.260	0	0
LİBERYA			0	0	0	0	0	0	0	0	0	0	0	0
GİNE			0	0	0	0	0	0	0	0	10	714.292	0	0
SENEGAL	62	839.174	5	86.673	2	94.866	4	415.195	31	444.083	0	0	5	113.219
PAPUA YENİ GİNE	0	0	0	0	0	0	0	0	0	0	0	0	15	281.626
BARBADOS	0	0	0	0	0	0	0	0	0	0	0	0	0	0
MISIR	4.578	40.592.235	0	0	0	0	2	431.374			6	568.166	15	256.019
YENİ ZELANDA	0	0	50	1.042.897	0	0	0	0	217	3.701.718	0	0	27	569.700
GANA	0	0	0	0	0	0	0	0	0	0	6	281.751	3	52.380
MOZAMBİK	0	0	0	0	0	0	0	0	0	0	0	0	10	197
EKVATOR	0	0	0	0	0	0	0	0	0	0	0	0	75	1.525.135
NİJERYA	0	0	8	148.911	0	0	0	0	7	177.211	3	253.196	1	24.567
TUNUS	7.411	68.693.593	0	0	5	250.609	63	3.641.699	30	417.642	0	0	315	5.284.933
MAKAO	0	0	0	0	0	0	0	0	0	0	0	0	0	0
UGANDA	0	0	0	0	0	0	0	0	0	0	0	0	0	0
ZAMBİA	0	0	0	0	0	0	0	0	0	0	0	0	0	0
ZİMBABVE	0	0	0	0	0	0	0	0	0	0	0	0	18	335.080
RUANDA	0	0	0	0	0	0	0	0	0	0	0	0	0	0
BURKİNA FASO	0	0	0	0	0	0	0	0	0	0	0	0	0	0
MAURİTUS (Maritus)	6	66.090	0	0	0	0	0	0	0	0	0	0	3	60.391
SUDAN			0	0	0	0	0	0	0	0	0	0	10	168.884
MALAVİ			0	0	0	0	0	0	0	0	0	0	0	0
CİBUTİ			0	0	0	0	0	0	0	0	0	0	0	0
ETİOPYA			0	0	0	0	1	54.763	0	0	8	636.624	11	228.089
ENDONEZYA			0	0	0	0	0	0	0	0	0	0	57	1.105.407
ERİTRE			0	0	0	0	0	0	0	0	0	0	0	0
GABON	5	42.100	0	0	0	0	0	0	0	0	0	0	0	0
HAİTİ			0	0	0	0	0	0	0	0	0	0	0	0
ZAİRE			0	0	0	0	0	0	0	0	0	0	0	0
KAMERUN	4	45.065	0	0	0	0	0	0	0	0	0	0	0	0
MADAGASKAR	8	74.656	0	0	0	0	0	0	0	0	0	0	3	59.429
ANDORRA	0	0	0	0	0	0	0	0	10	141.020	0	0	0	0
ANGOLA	32	319.849	53	943.162	0	0	0	0	159	2.328.090	26	2.592.729	135	2.396.711
KONGO	0	0	0	0	0	0	0	0	0	0	1	35.886	0	0
CUBİTİ	0	0	0	0	0	0	0	0	0	0	0	0	0	0
CAYMAN ADALARI	0	0	0	0	0	0	0	0	0	0	0	0	0	0
NİKARAGUA	0	0	0	0	0	0	0	0	0	0	0	0	15	299.449
BURUNEİ	0	0	0	0	0	0	0	0	0	0	0	0	0	0
CAPE VERDE	0	0	0	0	0	0	27	1.723.851	0	0	0	0	0	0
CEUTA MELİ	0	0	0	0	0	0	0	0	0	0	0	0	0	0
GUATEMALA	0	0	0	0	0	0	0	0	0	0	0	0	13	240.867
BENİN	0	0	0	0	0	0	0	0	0	0	0	0	0	0
TOGO	0	0	0	0	0	0	0	0	0	0	0	0	0	0
BURUNDİ	0	0	0	0	0	0	0	0	0	0	0	0	1	15.321
SIERRA LEONE	0	0	0	0	0	0	0	0	0	0	0	0	0	0
YENİ KALEDONYA	0	0	0	0	0	0	0	0	0	0	0	0	21	426.430
TANZANYA	0	0	0	0	0	0	0	0	0	0	2	41.164	8	120.390
GUAM	0	0	0	0	0	0	0	0	0	0	0	0	0	0
MALİ	0	0	0	0	0	0	0	0	0	0	0	0	0	0
MORİTANYA	0	0	0	0	0	0	0	0	0	0	0	0	0	0
GÜNEY AFRIKA	1.170	20.831.075					1	269.416			2	38.652	267	5.322.684
AFRIKA TOPLAMI	41.740	398.198.278	151	2.845.455	16	597.197	583	35.003.823	1.424	22.295.411	253	17.319.783	2.665	45.855.361
AVUSTRALYA	115	1.968.581	51	1.019.176	0	0	0	0	855	14.528.388			338	7.079.458
K.K.TÜRK CUM.	226	2.707.007	1	33.473	5	226.877	1	107.466	134	2.106.860	7	328.355	27	625.419
FRANSIZ POLİNEZYASI	3	34.544	0	0	0	0	0	0	0	0	0	0	0	0
GÜNEY KIBRIS	0	0	0	0	0	0	0	0	0	0	0	0	0	0
TUBİTAK	0	0	0	0	0	0	0	0	0	0	0	0	0	0
İSTANBUL DERİ SER.B	68	1.447.064	0	0	0	0	7	421.873	11	227.406	30	2.529.516	1	2.760
BURSA SER.B.	0	0	0	0	0	0	0	0	0	0	0	0	0	0
EGE SER.B.	0	0	0	0	0	0	0	0	1	12.743			6	33.290
KAYSERİ SER.B.	0	0	0	0	0	0	0	0	0	0	0	0	0	0
G.ANTEP SER.B.	0	0	0	0	0	0	0	0	0	0	0	0	0	0
DİĞERLERİ	297	4.188.615	1	33.473	5	226.877	8	529.339	146	2.347.009	37	2.857.871	34	661.469
GENEL TOPLAM	457.106	6.078.239.913	4.983	105.148.860	224	9.636.147	5.550	898.345.142	159.903	2.151.206.185	2.472	198.656.176	9.232	176.985.727

Motorlu Taşıt Araçları İhracatı (2010/1)

Ülkeler	Otomobil		Minibüs		Midibüs		Otobüs		Kamyonet		Kamyon		Traktör	
	Adet	\$	Adet	\$	Adet	\$	Adet	\$	Adet	\$	Adet	\$	Adet	\$
ALMANYA	38.655	568.039.759	211	5.699.196	0	0	327	50.794.988	20.988	296.155.343	448	38.343.326	31	436.290
AVUSTURYA	5.564	76.495.790	6	128.175	0	0	0	0	2.149	29.814.305	4	353.265	0	0
BELÇİKA	10.792	151.466.650	15	311.223	0	0	0	0	7.920	111.905.505	2	75.072	10	162.062
DANİMARKA	2.479	27.029.969	4	212.710	0	0	0	0	1.878	26.891.507	0	0	0	0
FINLANDIYA	1.219	14.666.290	3	57.678	0	0	0	0	2.012	30.361.106	5	430.443	0	0
İTALYA	65.596	841.076.074	97	4.450.409	0	0	0	0	59.982	725.971.433	86	7.411.934	651	13.168.416
FRANSA	92.938	1.197.329.532	4	81.583	129	13.690.115	1.402	270.480.455	39.694	458.918.332	890	65.586.434	191	3.477.968
HOLLANDA	6.744	87.187.064	248	4.450.711	0	0	0	0	9.066	124.211.364	5	460.695	10	181.411
İNGİLTERE	13.979	194.728.557	2.016	38.363.604	0	0	0	0	50.752	666.882.581	208	16.873.038	12	285.805
İSPANYA	28.895	403.676.776	12	379.868	1	68.452	0	0	13.368	165.702.778	43	2.231.166	243	4.378.811
İSVİÇRE	4.961	74.813.371	184	3.830.470	0	0	0	0	1.572	22.734.864	0	0	4	75.620
İSVEC	7.745	127.038.939	18	360.107	0	0	0	0	2.907	41.998.466	0	0	0	0
NORVEÇ	1.821	24.582.752	33	696.844	0	0	0	0	2.287	32.191.962	0	0	0	0
PORTEKİZ	6.538	84.860.630	0	0	0	0	0	0	2.948	36.468.249	1	82.891	155	2.909.958
YUNANİSTAN	5.320	65.407.858	5	371.909	0	0	0	0	481	6.051.712	1	62.873	103	1.939.672
İRLANDA	3.623	54.425.904	51	954.325	0	0	0	0	1.410	19.469.462	0	0	1	25.295
LÜKSEMBURG	0	0	0	0	0	0	0	0	0	0	0	0	0	0
İZLANDA	68	1.000.635	0	0	0	0	0	0	0	0	0	0	0	0
AB (15 ÜLKE)+EFTA	296.937	3.993.826.550	2.907	60.348.812	130	13.758.567	1.729	321.275.443	219.414	2.795.728.969	1.693	131.911.137	1.411	27.041.308
SLOVENYA	5.058	64.611.120	92	1.757.014	0	0	0	0	6.014	82.145.229	7	579.640	18	343.989
SLOVAKYA	3.377	38.239.696			0	0	0	0	112	1.519.663				
POLONYA	13.767	172.134.055	56	2.052.455	0	0	0	0	2.937	38.276.236	35	2.514.930	202	5.015.556
ÇEK CUM	11.821	132.566.002	12	723.813	0	0	0	0	1.509	20.421.718	3	233.177	3	47.755
MACARİSTAN	2.648	34.968.905	5	96.766	0	0	0	0	924	11.831.737	0	0	6	90.442
ESTONYA	162	2.848.184	1	18.966	0	0	0	0	66	903.691	0	0	0	0
LİTVANYA	1	17.907	1	19.405	0	0	0	0	13	202.688	0	0	0	0
LETONYA	2	26.938	0	0	0	0	0	0	9	124.906	0	0	0	0
MALTA	37	603.454	4	78.770	0	0	0	0	21	233.793	0	0	1	13.556
KIBRIS	0	0	0	0	0	0	0	0	0	0	0	0	0	0
AB (10 ÜLKE)	36.873	446.016.261	171	4.747.189	0	0	0	0	11.605	155.659.661	45	3.327.747	230	5.511.298
AB (25 ÜLKE)+EFTA	333.810	4.439.842.811	3.078	65.096.001	130	13.758.567	1.729	321.275.443	231.019	2.951.388.630	1.738	135.238.884	1.641	32.552.606
BULGARİSTAN	1.575	21.276.583	2	39.072	0	0	0	0	328	3.806.338	6	352.164	1	29.116
MAKEDONYA	418	5.036.829	37	1.972.137	0	0	0	0	226	2.582.855	8	559.627	0	0
ROMANYA	7.936	83.526.580			0	0	0	0	1.194	15.499.498	6	374.792	2	56.531
BOSNA-HERSEK	808	10.181.341	3	57.310	0	0	0	0	39	452.332	0	0	2	23.327
KOSOVA	0	0	0	0	4	202.980	0	0	9	87.903	0	0	0	0
MOLDOVA	38	408.063	9	178.942	0	0	0	0	20	321.835	0	0	0	0
UKRAYNA	5.186	52.993.354	6	118.600	0	0	0	0	1.059	11.358.629	15	564.687	1	12.878
HRİVATİSTAN	2.273	28.070.931	5	296.122	0	0	0	0	178	2.556.655			1	19.407
SİRBİSTAN	1.047	12.428.081	4	77.567	0	0	0	0	259	2.852.348	3	133.737	3	56.581
YUGOSLAVYA	0	0	0	0	0	0	0	0	0	0	0	0	0	0
ARNAVUTLUK	60	599.660	0	0	1	31.243	0	0	10	90.324	0	0	0	0
D. AVRUPA TOPLAMI	19.341	214.521.422	66	2.739.750	5	234.223	0	0	3.322	39.608.717	38	1.985.007	10	197.840
AFGANİSTAN	9	140.324	0	0	0	0	0	0	13	280.805	204	14.518.113	0	0
BAHREYN	25	219.923	0	0	0	0	0	0	36	278.245	0	0	0	0
BRUNEİ	0	0	0	0	0	0	0	0	2	29.428	0	0	0	0
İSRAİL	24.028	310.301.786	0	0	0	0	0	0	1.441	19.403.830	12	682.446	0	0
ÜRDÜN	98	1.154.796	0	0	3	177.465	0	0	136	1.192.529	2	67.551	6	107.940
YEMEN	1	1.986	0	0	0	0	0	0	0	0	0	0	15	362.344
UMMAN	44	365.491	0	0	0	0	0	0	27	208.542	0	0	8	143.893
KUVEYT	91	886.272	0	0	0	0	0	0	39	324.551	0	0	0	0
KATAR	44	482.166	0	0	0	0	0	0	8	61.259	0	0	0	0
SURİYE	1.020	13.585.442	2	53.090	0	0	0	0	126	1.054.186	60	2.943.660	25	407.458
FİLİSTİN	0	0	0	0	0	0	0	0	0	0	0	0	0	0
LÜBNAN	752	8.895.725	0	0	0	0	0	0	132	1.016.412	1	19.700	0	0
BAE	301	3.228.008	2	128.313	0	0	0	0	95	772.615	6	606.550	0	0
CEBELTARİK	0	0	0	0	0	0	0	0	50	715.765	0	0	0	0
SUUDİ ARABİSTAN	47	1.098.954	0	0	1	60.597	0	0	126	1.020.558	10	733.192	5	92.119
ORTA DOĞU TOPLAMI	26.460	340.360.873	4	181.403	4	238.062	0	0	2.231	26.358.725	295	19.571.212	59	1.113.754

Motorlu Taşıt Araçları İhracatı (2010/2)

Ülkeler	Otomobil		Minibüs		Midibüs		Otobüs		Kamyonet		Kamyon		Traktör	
	Adet	\$	Adet	\$	Adet	\$	Adet	\$	Adet	\$	Adet	\$	Adet	\$
AZERBEYCAN	435	4.377.332	11	186.082	1	56.152	0	0	221	2.714.930	86	4.652.614	2	25.919
RUSYA	26.279	348.054.381	107	2.080.530	0	0	0	0	5.831	73.519.585	22	1.096.426	0	0
BEYAZ RUSYA	154	1.473.077	0	0	0	0	0	0	238	2.009.903	0	0	0	0
GURCİSTAN	50	559.589	2	33.268	0	0	0	0	123	1.741.113	37	1.978.275	19	309.938
KARADAG	147	1.969.327	0	0	0	0	0	0	0	0	0	0	0	0
KIRGIZİSTAN	0	0	0	0	0	0	0	0	0	0	0	0	0	0
KAZAKİSTAN	0	0	0	0	0	0	0	0	22	379.378	31	1.627.264	2	50.000
ÖZBEKİSTAN	0	0	0	0	0	0	0	0	0	0	0	0	0	0
TACİKİSTAN	0	0	0	0	0	0	0	0	0	0	0	0	0	0
TÜRKMENİSTAN	16	173.228	2	59.841	1	28.000	0	0	1	30.025	12	752.471	2	47.635
BAĞ. DEV. TOPLAMI	27.081	356.606.934	122	2.359.721	2	84.152	0	0	6.436	80.394.934	188	10.107.050	25	433.492
SRİLANKA	0	0	0	0	0	0	0	0	0	0	0	0	0	0
JAPONYA	2	50.077	0	0	0	0	0	0	0	0	0	0	0	0
HONG KONG	0	0	0	0	0	0	0	0	3	45.692	0	0	0	0
MALEZYA	0	0	0	0	0	0	0	0	0	0	0	0	108	1.760.281
FİLİPİNLER	0	0	0	0	0	0	0	0	0	0	0	0	87	1.582.911
SİNGAPUR	27	396.704	0	0	0	0	0	0	0	0	0	0	0	0
TAYLAND	0	0	0	0	0	0	0	0	0	0	0	0	255	4.151.827
TAYVAN	0	0	0	0	0	0	0	0	0	0	0	0	0	0
GÜNEY KORE	3	22.897	0	0	0	0	0	0	0	0	0	0	0	0
U.DOĞU TOPLAMI	32	469.678	0	0	0	0	0	0	3	45.692	0	0	450	7.495.019
BREZİLYA	0	0	1.179	21.086.452	0	0	0	0	1.358	19.236.895	0	0	194	3.503.415
KANADA	3.400	45.839.765	0	0	0	0	0	0	0	0	0	0	0	0
MEKSİKA	685	8.507.626	0	0	0	0	0	0	0	0	0	0	267	4.057.835
ABD	19.770	267.624.948	3	58.156	0	0	0	0	19	347.645	0	0	2.883	64.737.121
ARJANTİN	769	13.854.402	68	1.280.253	0	0	0	0	287	4.395.908	0	0	126	2.199.443
ARUBA	0	0	0	0	0	0	0	0	6	70.222	0	0	0	0
BERMUDA	0	0	0	0	0	0	0	0	0	0	0	0	0	0
BOLİVYA	0	0	0	0	0	0	0	0	0	0	0	0	30	600.006
URUGUAY	0	0	0	0	0	0	0	0	0	0	0	0	129	2.466.432
VENEZUELA	0	0	0	0	0	0	0	0	0	0	0	0	0	0
TRİNİDAD ve TOBAGO	0	0	0	0	0	0	0	0	0	0	0	0	3	60.559
HONDURAS	0	0	0	0	0	0	0	0	0	0	0	0	0	0
PANAMA	0	0	0	0	0	0	0	0	0	0	0	0	9	163.518
KOLOMBİYA	0	0	0	0	0	0	0	0	0	0	0	0	3	68.915
KOSTARİKA	0	0	0	0	0	0	0	0	0	0	0	0	14	291.531
DOMİNİK CUM.	0	0	0	0	0	0	0	0	0	0	0	0	21	409.428
PARAGUAY	0	0	0	0	0	0	0	0	0	0	0	0	206	4.262.298
EL SALVADOR	0	0	0	0	0	0	0	0	0	0	0	0	5	95.552
PERU	0	0	0	0	0	0	0	0	0	0	0	0	53	971.582
İNGİLİZ VİRJİN AD.	0	0	0	0	0	0	0	0	0	0	8	257.472	0	0
MONTSERAT	0	0	0	0	0	0	0	0	0	0	0	0	0	0
JAMAİKA	0	0	1	18.687	0	0	0	0	0	0	0	0	2	44.516
ŞİLİ	358	5.735.227	0	0	0	0	0	0	0	0	0	0	195	3.862.105
KUBA	0	0	0	0	0	0	0	0	0	0	0	0	0	0
AMERİKA TOPLAMI	24.982	341.561.968	1.251	22.443.548	0	0	0	0	1.670	24.050.670	8	257.472	4.140	87.794.256
PAKİSTAN	0	0	0	0	0	0	0	0	4	97.000	0	0	2	32.887
İRAN	6	58.872	2	25.760	0	0	0	0	2	48.305	8	681.408	0	0
İRAK	35	1.020.438	1	64.860	0	0	0	0	28	572.056	272	14.788.173	898	16.018.053
DOĞU TİMOR	0	0	0	0	0	0	0	0	0	0	0	0	0	0
VIETNAM	0	0	720	11.155.572	0	0	0	0	40	514.263	0	0	0	0
BANGLADEŞ	0	0	0	0	0	0	0	0	0	0	0	0	0	0
HİNDİSTAN	4	65.962	0	0	0	0	0	0	0	0	0	0	0	0
KAMBOÇYA	0	0	17	287.997	0	0	0	0	0	0	0	0	0	0
MALDİVLER	0	0	0	0	0	0	0	0	0	0	0	0	0	0
LAOS	0	0	0	0	0	0	0	0	0	0	0	0	0	0
FR. POLİNEZYA	0	0	0	0	0	0	0	0	0	0	0	0	0	0
ÇİN	0	0	0	0	0	0	0	0	0	0	0	0	0	0
MOĞOLİSTAN	0	0	19	328.127	0	0	0	0	0	0	0	0	0	0
ASYA TOPLAMI	45	1.145.272	759	11.862.316	0	0	0	0	74	1.231.624	280	15.469.581	900	16.050.940

Motorlu Taşıtl Araçları İhracatı (2010/3)

Ülkeler	Otomobil		Minibüs		Midibüs		Otobüs		Kamyonet		Kamyon		Traktör	
	Adet	\$	Adet	\$	Adet	\$	Adet	\$	Adet	\$	Adet	\$	Adet	\$
CEZAYİR	35.194	303.208.621	59	875.459	0	0	0	0	1.415	15.090.592	71	3.713.999	0	0
FAS	3.036	36.728.117	85	1.303.300	0	0	0	0	135	1.739.345	0	0	770	11.848.886
FİLDİŞİ	197	2.057.174	0	0	0	0	0	0	30	277.363	0	0	0	0
GAMBİA	0	0	0	0	0	0	0	0	0	0	0	0	0	0
KENYA	0	0	0	0	0	0	0	0	0	0	0	0	87	1.300.233
LIBYA	0	0	0	0	0	0	0	0	2	43.933	36	2.570.312	4	71.167
LİBERYA	0	0	4	62.039	0	0	0	0	0	0	0	0	0	0
GİNE	0	0	0	0	0	0	0	0	0	0	0	0	0	0
SENEGAL	44	533.618	20	316.285	0	0	0	0	52	654.372	3	268.698	2	40.070
PAPUA YENİ GİNE	0	0	0	0	0	0	0	0	0	0	0	0	25	474.659
BARBADOS	0	0	0	0	0	0	0	0	0	0	0	0	0	0
MİSİR	6.513	77.027.387	0	0	0	0	0	0	27	307.031	0	0	13	190.694
YENİ ZELANDA	0	0	139	2.637.448	0	0	0	0	691	10.594.624	0	0	45	821.438
GANA	2	31.720	23	376.095	0	0	0	0	0	0	14	707.747	186	2.256.035
MOZAMBIK	0	0	0	0	0	0	0	0	0	0	0	0	9	152.647
EKVATOR	0	0	0	0	0	0	0	0	0	0	0	0	147	2.792.225
NİJERYA	0	0	0	0	0	0	0	0	0	0	1	99.298	2	36.990
TUNUS	6.997	58.461.159	38	578.235	0	0	0	0	1	9.279	0	0	108	1.767.992
MAKAO	0	0	0	0	0	0	0	0	0	0	0	0	0	0
UGANDA	0	0	0	0	0	0	0	0	0	0	1	30.198	0	0
ZAMBİA	0	0	0	0	0	0	0	0	0	0	0	0	0	0
ZİMBABVE	0	0	0	0	0	0	0	0	0	0	0	0	9	148.224
RUANDA	11	118.655	0	0	0	0	0	0	0	0	0	0	0	0
BURKİNA FASO	0	0	0	0	0	0	0	0	0	0	0	0	0	0
MAURİTUS (Maritius)	37	513.866	0	0	0	0	0	0	0	0	0	0	0	0
SUDAN	0	0	0	0	0	0	0	0	0	0	2	61.954	8	198.665
MALAVİ	0	0	0	0	0	0	0	0	0	0	0	0	9	143.025
CİBUTİ	1	7.675	0	0	0	0	0	0	0	0	0	0	0	0
ETİOPYA	0	0	0	0	0	0	0	0	2	24.185	0	0	31	653.391
ENDONEZYA	0	0	0	0	0	0	0	0	0	0	0	0	150	2.500.411
ERİTRE	0	0	0	0	0	0	0	0	0	0	0	0	0	0
GABON	0	0	0	0	0	0	0	0	0	0	0	0	0	0
HAİTİ	0	0	0	0	0	0	0	0	0	0	0	0	0	0
ZAİRE	0	0	0	0	0	0	0	0	0	0	0	0	2	35.555
KAMERUN	19	221.578	0	0	0	0	0	0	0	0	0	0	0	0
MADAGASKAR	10	112.069	3	42.156	0	0	0	0	0	0	0	0	0	0
ANDORRA	0	0	0	0	0	0	0	0	6	78.326	0	0	0	0
ANGOLA	0	0	27	430.046	0	0	0	0	62	794.464	4	457.165	33	532.785
KONGO	0	0	0	0	0	0	0	0	0	0	3	257.669	3	46.817
CUBİTİ	0	0	0	0	0	0	0	0	0	0	0	0	0	0
CAYMAN ADALARI	0	0	0	0	0	0	0	0	0	0	0	0	0	0
NİKARAGUA	0	0	0	0	0	0	0	0	0	0	0	0	36	719.728
BURUNEİ	0	0	0	0	0	0	0	0	0	0	0	0	0	0
CAPE VERDE	0	0	0	0	0	0	0	0	0	0	0	0	0	0
CEUTA MELİ	0	0	0	0	0	0	0	0	0	0	0	0	0	0
GUATEMALA	0	0	0	0	0	0	0	0	0	0	0	0	24	472.619
BENİN	8	73.778	0	0	0	0	0	0	2	18.241	0	0	0	0
TOGO	4	43.588	0	0	0	0	0	0	0	0	0	0	0	0
BURUNDİ	0	0	0	0	0	0	0	0	0	0	0	0	3	44.560
SIERRA LEONE	0	0	0	0	0	0	0	0	0	0	0	0	41	631.877
YENİ KALİDONYA	0	0	0	0	0	0	0	0	1	13.837	0	0	24	479.968
TANZANYA	0	0	0	0	0	0	0	0	0	0	0	0	41	587.340
GUAM	0	0	0	0	0	0	0	0	0	0	0	0	0	0
MALİ	0	0	0	0	0	0	0	0	0	0	0	0	0	0
MORİTANYA	0	0	0	0	0	0	0	0	0	0	0	0	0	0
GÜNEY AFİRKA	984	16.879.485	0	0	0	0	0	0	0	0	0	0	286	5.133.109
AFİRKA TOPLAMI	53.057	496.018.490	398	6.621.063	0	0	0	0	2.426	29.645.592	135	8.167.040	2.098	34.081.110
AVUSTRALYA	322	5.441.044	245	4.452.422	0	0	0	0	2.455	37.922.061	0	0	386	7.684.819
K.K TÜRK CUM.	240	3.080.461	6	145.566	6	263.398	0	0	164	2.537.843	0	0	61	3.823.737
FRANSİZ POLİNEZYASI	0	0	0	0	0	0	0	0	0	0	0	0	0	0
GÜNEY KİBRİS	0	0	0	0	0	0	0	0	0	0	0	0	0	0
TUBİTAK TEKN.SER.BÖL.	0	0	0	0	0	0	0	0	0	0	0	0	0	0
İSTANBUL DERİ SER.B	2	77.128	1	36.512	0	0	0	0	0	0	15	1.147.946	0	0
BURSA SER.B.	0	0	0	0	0	0	0	0	0	0	0	0	0	0
EGE SER.B.	0	0	0	0	0	0	0	0	0	0	0	0	0	0
AHL SER.B.	0	0	0	0	0	0	0	0	0	0	0	0	0	0
TRAKYA SER.B.	0	0	0	0	0	0	0	0	0	0	0	0	0	0
DİĞERLERİ	242	3.157.589	7	182.078	6	263.398	0	0	164	2.537.843	15	1.147.946	61	3.823.737
GENEL TOPLAM	485.372	6.199.126.081	5.930	115.938.302	147	14.578.402	1.729	321.275.443	249.800	3.193.184.488	2.697	191.944.192	9.770	191.227.573

Motorlu Taşıt Araçları İhracatı (2011/1)

Ülkeler	Otomobil		Minibüs		Midibüs		Otobüs		Kamyonet		Kamyon		Traktör	
	Adet	\$	Adet	\$	Adet	\$	Adet	\$	Adet	\$	Adet	\$	Adet	\$
ALMANYA	41.218	583.580.550	52	3.223.086	1	16.949	929	203.583.403	12.038	181.966.465	405	34.629.677	216	7.464.806
AVUSTURYA	9.814	121.784.577	0	0	0	0	90	18.284.586	1.220	14.360.044	2	168.240	66	1.791.739
BELÇİKA	11.453	159.228.739	126	2.641.174	0	0	108	18.693.564	19.738	316.520.932	0	0	40	637.054
DANİMARKA	4.370	47.620.275	6	186.790	0	0	26	5.934.906	2.153	34.630.003	0	0	6	102.531
FINLANDIYA	1.583	17.073.535	0	0	0	0	2	321.031	13	209.019	3	247.438	0	0
FRANSA	83.158	1.118.121.980	9	379.365	76	3.248.682	1.414	236.494.147	38.087	489.574.445	455	29.840.141	540	32.243.175
HOLLANDA	6.069	86.279.514	98	1.988.968	0	0	40	7.738.956	22.281	330.330.624	0	0	49	771.137
İNGİLTERE	8.826	138.573.698	1.377	27.215.887	0	0	148	36.064.799	40.275	572.391.148	59	4.995.873	843	62.079.992
İRLANDA	2.353	38.315.197	0	0	0	0	0	0	1.984	28.573.675	0	0	11	252.599
İSPANYA	28.214	408.674.916	5	221.441	3	211.898	103	16.690.529	13.278	183.978.411	28	1.730.724	196	3.617.982
İSVEÇ	11.164	172.136.243	17	361.654	0	0	35	6.801.046	2.917	45.839.562	0	0	0	0
İSVİÇRE	5.546	73.504.492	9	187.405	0	0	26	5.583.583	1.734	27.478.610	0	0	21	439.168
İTALYA	61.050	797.299.816	55	3.936.964	2	147.947	378	72.098.560	51.513	686.169.605	23	1.794.366	872	23.890.276
İZLANDA	91	954.228	0	0	0	0	0	0	0	0	0	0	0	0
LÜKSEMBURG	0	0	0	0	0	0	2	456.221	0	0	0	0	0	0
NORVEÇ	1.528	21.504.727	67	2.336.279	0	0	25	6.365.364	3.523	54.174.165	0	0	23	399.558
PORTEKİZ	4.643	60.078.243	1	70.688	0	0	15	2.818.343	1.733	23.486.642	0	0	236	4.201.383
YUNANİSTAN	4.593	56.944.852	9	680.592	0	0	6	1.055.275	359	4.154.762	1	75.254	71	1.416.476
AB (15 ÜLKE)+EFTA	285.673	3.901.675.582	1.831	43.430.293	82	3.625.476	3.347	638.984.313	212.846	2.993.838.112	976	73.481.713	3.190	139.307.876
ÇEK CUM	11.546	127.824.802	7	550.765	0	0	83	14.527.996	24	249.489	1	76.874	5	365.332
ESTONYA	85	1.726.295	0	0	0	0	3	682.597	0	0	0	0	0	0
KIBRIS (Güney Kıbrıs)	0	0	0	0	0	0	0	0	0	0	0	0	0	0
LETONYA	0	0	0	0	0	0	1	152.512	4	53.802	0	0	0	0
LİTVANYA	0	0	0	0	0	0	27	4.805.461	0	0	0	0	0	0
MACARİSTAN	2.688	34.379.697	0	0	1	28.233	15	2.920.486	54	541.731	0	0	14	376.175
MALTA	54	893.018	3	59.682	0	0	0	0	11	158.642	0	0	0	0
POLONYA	14.409	176.068.890	23	1.133.453	0	0	147	30.351.443	307	3.425.720	5	402.119	648	21.571.454
SLOVAKYA	3.626	37.855.397	0	0	0	0	26	4.910.733	20	215.370	0	0	1	32.149
SLOVENYA	6.731	92.929.577	84	1.794.079	0	0	32	5.644.075	19.868	312.246.450	0	0	114	2.380.757
AB (10 ÜLKE)	39.139	471.677.676	117	3.537.979	1	28.233	334	63.995.303	20.288	316.891.204	6	478.993	782	24.725.867
AB (25 ÜLKE)+EFTA	324.812	4.373.353.258	1.948	46.968.272	83	3.653.709	3.681	702.979.616	233.134	3.310.729.316	982	73.960.706	3.972	164.033.743
ARNAVUTLUK	49	504.133	0	0	0	0	6	671.990	17	163.049	0	0	0	0
BOSNA-HERSEK	991	12.806.873	1	20.835	0	0	16	3.095.728	84	1.129.257	2	442.588	5	63.210
BULGARİSTAN	3.831	47.324.627	5	100.859	0	0	14	2.072.849	484	6.975.235	9	500.766	79	2.271.627
HRVATİSTAN	2.718	33.710.036	9	543.343	0	0	9	1.370.635	188	2.794.555	0	0	13	287.339
KOSOVA	0	0	2	50.971	0	0	0	0	6	59.241	0	0	0	0
MAKEDONYA	442	5.464.791	3	61.909	1	23.104	3	235.454	183	2.258.176	6	483.052	5	43.933
MOLDOVA	82	935.856	3	59.242	0	0	0	0	45	699.655	1	66.026	0	0
ROMANYA	7.375	79.057.096	2	41.171	0	0	34	6.132.610	2.032	30.807.857	3	260.872	58	2.049.772
SİRBİSTAN	1.321	15.859.043	4	80.117	0	0	27	4.132.852	363	4.941.083	0	0	37	818.440
UKRAYNA	4.847	59.884.320	12	245.279	2	51.745	23	4.361.761	1.713	23.944.805	23	1.236.669	4	227.250
YUGOSLAVYA	0	0	0	0	0	0	0	0	0	0	0	0	0	0
D. AVRUPA TOPLAMI	21.656	255.546.775	41	1.203.726	3	74.849	132	22.073.879	5.115	73.772.913	44	2.989.973	201	5.761.571
AFGANİSTAN	0	0	0	0	0	0	0	0	0	0	0	0	0	0
BAE	186	2.694.738	0	0	0	0	13	1.430.539	0	0	3	98.640	6	123.169
BAHREYN	13	187.317	0	0	0	0	0	0	0	0	0	0	0	0
BRUNEI	0	0	0	0	0	0	0	0	0	0	0	0	0	0
CEBELİTARİK	0	0	0	0	0	0	0	0	45	674.700	0	0	0	0
FİLİSTİN	60	608.443	0	0	0	0	0	0	0	0	0	0	0	0
İSRAİL	22.600	286.141.528	0	0	0	0	70	10.097.895	1.011	15.448.980	30	1.301.616	7	116.127
KATAR	104	1.371.809	2	66.136	0	0	16	3.109.245	0	0	4	238.000	1	18.833
KUVEYT	67	713.095	0	0	0	0	0	0	0	0	1	10.900	0	0
LİBNAN	244	3.064.422	0	0	0	0	0	0	0	0	11	668.047	0	0
SURİYE	170	1.717.467	0	0	0	0	11	2.372.063	5	46.142	37	2.425.488	21	434.341
SUUDİ ARABİSTAN	31	1.891.142	3	255.553	0	0	150	31.186.964	0	0	0	0	4	63.233
UMMAN	66	647.482	0	0	0	0	2	492.840	0	0	32	851.787	0	0
ÜRDÜN	7	126.614	3	294.470	11	466.018	7	928.817	68	743.317	14	1.373.799	3	67.158
YEMEN	0	0	0	0	0	0	0	0	0	0	0	0	3	60.774
ORTA DOĞU TOPLAMI	23.548	299.164.057	8	618.159	11	466.018	269	49.618.363	1.129	16.913.139	132	6.968.277	45	883.635

Motorlu Taşıt Araçları İhracatı (2011/2)

Ülkeler	Otomobil		Minibüs		Midibüs		Otobüs		Kamyonet		Kamyon		Traktör	
	Adet	\$	Adet	\$	Adet	\$	Adet	\$	Adet	\$	Adet	\$	Adet	\$
AZERBEYCAN	96	1.856.144	38	816.103	1	26.111	91	6.909.976	269	4.638.072	230	15.011.548	40	1.988.844
BEYAZ RUSYA	212	2.603.131	1	19.245	0	0	1	247.100	299	3.690.961	1	51.210	0	0
GÜRCİSTAN	73	1.148.290	1.208	26.476.056	0	0	5	829.471	114	1.794.884	84	4.340.122	2	58.221
KARADAĞ	221	2.679.980	2	94.968	0	0	1	229.491	0	0	0	0	0	0
KAZAKİSTAN	0	0	0	0	0	0	54	9.728.785	40	807.466	13	309.252	17	451.195
KIRGIZİSTAN	0	0	0	0	0	0	0	0	0	0	2	67.656	0	0
ÖZBEKİSTAN	1	81.875	0	0	0	0	0	0	0	0	2	28.400	4	82.834
RUSYA	40.197	461.990.117	148	3.016.218	0	0	289	63.291.992	6.439	103.388.028	172	8.383.253	491	27.573.690
TACİKİSTAN	0	0	0	0	0	0	20	5.112.053	0	0	0	0	0	0
TÜRKMENİSTAN	11	251.780	1	41.778	0	0	4	394.252	3	144.501	28	2.966.764	2	32.713
BAG.DEV.TOPLAMI	40.811	470.611.317	1.398	30.464.368	1	26.111	465	86.743.120	7.164	114.463.912	532	31.158.205	556	30.187.497
FİLİPİNLER	0	0	0	0	0	0	0	0	0	0	0	0	159	3.151.083
GÜNEY KORE	4	64.594	0	0	0	0	0	0	0	0	0	0	0	0
HONG KONG	0	0	1	33.199	0	0	0	0	0	0	0	0	0	0
JAPONYA	19	426.950	0	0	0	0	0	0	0	0	0	0	0	0
MALEZYA	0	0	0	0	0	0	0	0	0	0	0	0	91	1.447.122
SİNGAPUR	6	86.892	0	0	0	0	0	0	0	0	0	0	6	107.231
SRI LANKA	0	0	0	0	0	0	0	0	0	0	0	0	0	0
TAYLAND	2	65.291	0	0	0	0	0	0	0	0	0	0	234	4.421.265
TAYVAN	0	0	0	0	0	0	0	0	0	0	0	0	0	0
U.DOĞU TOPLAMI	31	643.727	1	33.199	0	0	0	0	0	0	0	0	490	9.126.701
ABD	31.403	461.138.889	0	0	0	0	46	12.270.115	1	16.955	0	0	1.539	38.049.544
ARJANTİN	1.925	33.207.377	116	2.219.519	0	0	0	0	594	9.086.894	0	0	168	3.035.146
ARUBA	0	0	0	0	0	0	0	0	6	82.144	0	0	0	0
BERMUDA	0	0	0	0	0	0	0	0	2	25.919	0	0	0	0
BOLİVYA	0	0	0	0	0	0	0	0	0	0	0	0	99	2.079.003
BREZİLYA	0	0	1.827	35.584.059	0	0	0	0	4.309	65.886.623	0	0	79	1.716.501
DOMİNİK CUM.	0	0	0	0	0	0	0	0	0	0	0	0	6	129.028
EL SALVADOR	0	0	0	0	0	0	0	0	0	0	0	0	6	124.459
HOLLANDA ANTİLLERİ	0	0	0	0	0	0	0	0	2	26.057	0	0	0	0
HONDURAS	0	0	0	0	0	0	0	0	0	0	0	0	12	246.827
JAMAİKA	0	0	0	0	0	0	0	0	0	0	0	0	4	83.231
KANADA	4.015	58.729.505	0	0	0	0	0	0	0	0	0	0	0	0
KOLOMBİYA	0	0	0	0	0	0	0	0	0	0	0	0	0	0
KOSTARİKA	0	0	0	0	0	0	0	0	0	0	0	0	32	699.067
KÜBA	5	53.807	0	0	0	0	0	0	0	0	0	0	0	0
MEKSİKA	21	254.807	0	0	0	0	0	0	1	15.646	0	0	69	1.122.342
MONTSERAT	0	0	0	0	0	0	0	0	0	0	0	0	0	0
PANAMA	0	0	4	355.152	0	0	0	0	0	0	0	0	12	235.969
PARAGUAY	0	0	0	0	0	0	0	0	0	0	0	0	388	8.327.739
PERU	0	0	0	0	0	0	0	0	0	0	0	0	75	1.632.667
SİLİ	1.165	16.030.477	0	0	0	0	0	0	135	2.063.109	0	0	497	10.297.147
TRİNİDAD ve TOBAGO	0	0	0	0	0	0	0	0	0	0	0	0	15	306.580
URUGUAY	0	0	0	0	0	0	0	0	0	0	0	0	161	3.286.659
VENEZUELA	0	0	0	0	0	0	0	0	0	0	0	0	3	89.342
AMERİKA TOPLAMI	38.534	569.414.862	1.947	38.158.730	0	0	46	12.270.115	5.050	77.203.347	0	0	3.165	71.461.251
BANGLADEŞ	0	0	0	0	0	0	0	0	0	0	0	0	0	0
BURMA	0	0	0	0	0	0	0	0	0	0	0	0	6	107.368
CİN	0	0	0	0	0	0	0	0	0	0	0	0	2	44.314
DOĞU TIMOR	0	0	0	0	0	0	0	0	0	0	0	0	0	0
FR. POLİNEZYA	0	0	0	0	0	0	0	0	0	0	0	0	0	0
HİNDİSTAN	1	8.962	0	0	0	0	0	0	0	0	0	0	18	487.421
İRAK	225	4.036.692	6	104.744	0	0	0	0	57	1.830.815	144	7.521.699	1.525	28.694.245
İRAN	7	61.371	1	21.535	0	0	0	0	7	58.507	40	3.007.795	7	182.461
KAMBOÇYA	0	0	45	1.003.963	0	0	0	0	0	0	0	0	0	0
LAOS	0	0	0	0	0	0	0	0	0	0	0	0	0	0
MALDİVLER	0	0	0	0	0	0	0	0	0	0	0	0	0	0
MOĞOLİSTAN	0	0	22	449.056	0	0	0	0	4	62.564	0	0	0	0
PAKİSTAN	0	0	0	0	0	0	0	0	0	0	0	0	0	0
VIETNAM	0	0	40	583.391	0	0	0	0	0	0	0	0	3	52.795
ASYA TOPLAMI	233	4.107.025	114	2.162.689	0	0	0	0	68	1.951.886	184	10.529.494	1.561	29.568.604

Motorlu Taşıt Araçları İhracatı (2011/3)

Ülkeler	Otomobil		Minibüs		Midibüs		Otobüs		Kamyonet		Kamyon		Traktör	
	Adet	\$	Adet	\$	Adet	\$	Adet	\$	Adet	\$	Adet	\$	Adet	\$
ANDORRA	0	0	0	0	0	0	0	0	0	0	0	0	0	0
ANGOLA	40	491.544	105	1.876.883	0	0	0	0	59	892.762	0	0	30	586.971
BARBADOS	0	0	0	0	0	0	0	0	0	0	0	0	0	0
BENİN	10	110.549	0	0	0	0	0	0	0	0	0	0	0	0
BURKINA FASO	0	0	0	0	0	0	0	0	0	0	0	0	0	0
BURUNDİ	0	0	0	0	0	0	0	0	0	0	0	0	2	34.366
BURUNEİ	0	0	0	0	0	0	0	0	0	0	0	0	0	0
CAPE VERDE	0	0	4	68.462	0	0	10	490.459	9	124.205	0	0	0	0
CAYMAN ADALARI	0	0	0	0	0	0	0	0	1	13.768	0	0	0	0
CEUTA MELİ	0	0	0	0	0	0	0	0	0	0	0	0	0	0
CEZAYİR	33.853	269.189.090	160	2.663.655	26	752.752	272	12.716.573	2.272	24.065.603	17	942.071	130	2.739.970
CİBUTİ	2	22.397	0	0	0	0	0	0	0	0	0	0	0	0
EKVATOR	0	0	0	0	0	0	0	0	0	0	0	0	123	2.500.716
EKVATOR GİNESİ	2	112.928	0	0	0	0	0	0	0	0	2	177.080	3	87.889
ENDONEZYA	0	0	0	0	0	0	0	0	0	0	0	0	201	3.560.061
ERİTRE	0	0	0	0	0	0	0	0	0	0	0	0	1	19.410
ETİOPYA	0	0	6	100.061	0	0	0	0	26	346.074	1	16.506	14	303.383
FAS	3.204	39.412.700	339	5.672.278	0	0	2	136.314	511	7.003.683	0	0	855	14.216.627
FİLDİŞİ	97	1.276.730	0	0	0	0	0	0	74	745.211	0	0	6	95.971
GABON	0	0	0	0	0	0	0	0	0	0	0	0	0	0
GAMBİA	0	0	0	0	0	0	0	0	0	0	0	0	0	0
GANA	561	5.111.591	9	161.090	0	0	0	0	59	685.664	59	3.300.591	35	767.749
GİNE	0	0	0	0	0	0	0	0	0	0	0	0	0	0
GİNE GUSSAI	0	0	0	0	0	0	0	0	0	0	0	0	2	72.700
GUAM	0	0	0	0	0	0	0	0	0	0	0	0	0	0
GUATEMALA	0	0	0	0	0	0	0	0	0	0	0	0	27	530.211
GÜNEY AFRIKA	615	11.610.519	0	0	0	0	0	0	0	0	0	0	676	13.272.379
HAİTİ	0	0	0	0	0	0	0	0	0	0	0	0	0	0
KAMERUN	16	191.960	0	0	0	0	0	0	0	0	0	0	1	15.710
KENYA	0	0	0	0	0	0	0	0	0	0	0	0	60	1.002.794
KONGO	0	0	1	24.821	0	0	0	0	0	0	0	0	23	408.147
KOMORLAR (Komorolar)	0	0	0	0	0	0	0	0	5	109.036	0	0	0	0
LIBERYA	3	35.605	0	0	0	0	0	0	0	0	0	0	9	147.997
LIBYA	2	2.402	0	0	0	0	2	400.733	0	0	6	491.004	15	636.055
MADAGASKAR	2	18.078	3	48.328	0	0	0	0	4	59.709	0	0	7	132.847
MAKAO	0	0	0	0	0	0	0	0	0	0	0	0	0	0
MALAVİ	0	0	0	0	0	0	0	0	0	0	0	0	3	53.859
MALİ	6	69.463	0	0	0	0	0	0	0	0	0	0	0	0
MAURİTUS (Maritus)	18	247.371	0	0	0	0	0	0	0	0	0	0	0	0
MİSİR	890	11.627.641	0	0	0	0	0	0	0	0	0	0	0	0
MORİTANYA	0	0	0	0	0	0	0	0	0	0	0	0	0	0
MOZAMBİK	0	0	0	0	0	0	0	0	0	0	0	0	9	163.246
NİJERYA	51	568.426	23	438.300	0	0	0	0	0	0	10	1.193.442	0	0
NIKARAGUA	0	0	0	0	0	0	0	0	0	0	0	0	51	1.097.764
PAPUA YENİ GİNE	0	0	0	0	0	0	0	0	0	0	0	0	27	519.427
RUANDA	0	0	0	0	0	0	0	0	0	0	0	0	0	0
SENEGAL	5	53.926	39	659.648	0	0	10	651.782	30	410.553	0	0	20	445.192
SIERRA LEONE	0	0	0	0	0	0	0	0	0	0	0	0	0	0
SOMALİ	0	0	0	0	0	0	0	0	5	142.201	0	0	0	0
SUDAN	1	15.331	0	0	0	0	0	0	6	277.122	0	0	15	317.493
TANZANYA	0	0	0	0	0	0	0	0	0	0	0	0	0	0
TOGO	4	50.533	0	0	0	0	0	0	0	0	0	0	0	0
TUNUS	5.944	50.482.050	2	31.830	0	0	23	1.629.503	0	0	0	0	94	1.680.269
UGANDA	0	0	0	0	0	0	0	0	0	0	0	0	0	0
YENİ KALEDONYA	1	23.869	0	0	0	0	0	0	3	50.101	0	0	36	742.415
YENİ ZELANDA	59	995.750	145	2.831.840	0	0	0	0	399	6.837.111	0	0	30	505.756
ZAİRE	0	0	6	104.718	0	0	0	0	0	0	0	0	0	0
ZAMBİA	0	0	0	0	0	0	0	0	0	0	0	0	0	0
ZİMBABVE	0	0	0	0	0	0	0	0	0	0	0	0	51	915.506
AFRİKA TOPLAMI	45.386	391.720.453	842	14.681.914	26	752.752	319	16.025.364	3.463	41.762.803	95	6.120.694	2.556	47.572.880
AVUSTRALYA	1.113	19.896.432	141	2.674.431	0	0	0	0	1.027	16.772.208	0	0	255	5.527.312
BURSA SER.B.	0	0	0	0	0	0	0	0	0	0	0	0	0	0
EGE SER.B.	0	0	0	0	0	0	0	0	0	0	0	0	0	0
FRANSIZ POLİNEZYASI	0	0	0	0	0	0	0	0	0	0	0	0	0	0
G.ANTEP SER.B.	0	0	0	0	0	0	0	0	0	0	0	0	0	0
İSTANBUL DERİ SER.B.	24	441.720	1	26.986	0	0	25	2.425.587	21	477.376	0	0	0	0
K.K.TÜRK CUM.	200	2.403.439	24	498.845	13	587.235	0	0	138	2.144.141	3	229.667	46	1.239.754
KAYSERİ SER.B.	0	0	0	0	0	0	0	0	0	0	0	0	0	0
MERSİN SER.B.	0	0	0	0	0	0	0	0	0	0	2	173.643	0	0
TUBİTAK TEKN.SER.BÖL.	0	0	0	0	0	0	0	0	0	0	0	0	0	0
DİĞERLERİ	224	2.845.159	25	525.831	13	587.235	25	2.425.587	159	2.621.517	5	403.310	46	1.239.754
GENEL TOPLAM	496.348	6.387.303.065	6.465	137.489.319	137	5.560.674	4.937	892.136.044	256.309	3.656.191.041	1.974	132.130.659	12.847	365.362.948

Motorlu Taşıt Araçları İhracatı (2012/1)

Ülkeler	Otomobil		Minibüs		Midibüs		Otobüs		Kamyonet		Kamyon		Traktör	
	Adet	\$	Adet	\$	Adet	\$	Adet	\$	Adet	\$	Adet	\$	Adet	\$
ALMANYA	42.685	563.135.294	104	3.559.533	4	203.730	787	162.697.648	11.298	160.050.794	360	30.436.107	568	12.167.214
AVUSTURYA	9.115	102.900.697	0	0	0	0	106	20.419.263	117	1.295.761	3	248.429	226	5.413.704
BELÇİKA	11.882	161.403.995	84	1.611.076	1	101.445	67	10.997.532	20.538	321.647.412	0	0	59	1.151.106
DANİMARKA	5.516	59.452.123	14	289.464	0	0	8	1.703.753	2.762	43.012.350	0	0	20	379.484
FİNLANDIYA	2.585	31.815.226	0	0	0	0	3	537.527	3	52.329	0	0	3	43.810
FRANSA	83.867	1.060.153.397	20	600.835	72	3.631.721	1.555	246.510.694	25.621	336.422.804	637	42.372.869	191	3.806.686
HOLLANDA	9.313	110.923.548	675	13.508.647	0	0	66	12.726.807	19.685	293.722.224	1	92.956	82	1.437.826
İNGİLTERE	9.545	143.326.672	2.913	57.677.877	4	262.869	123	27.298.037	37.261	521.644.638	628	45.363.086	56	1.310.270
İRLANDA	2.324	30.653.980	42	809.628	0	0	0	0	1.439	21.262.338	0	0	31	703.407
İSPANYA	21.021	289.429.281	35	975.780	1	69.781	87	17.324.260	9.213	120.568.798	24	1.448.819	160	2.841.960
İSVEC	10.282	147.176.588	22	456.849	0	0	42	7.800.071	2.523	39.232.039	0	0	20	295.013
İSVİÇRE	5.445	75.887.860	36	728.405	0	0	21	3.973.247	2.379	36.874.833	0	0	43	987.940
İTALYA	55.692	660.307.403	45	2.501.776	2	138.141	276	51.037.050	32.309	410.894.265	29	2.137.703	1.364	28.762.705
İZLANDA	134	1.504.714	0	0	0	0	0	0	0	0	0	0	0	0
LÜKSEMBURG	0	0	0	0	0	0	1	234.479	0	0	0	0	0	0
NORVEC	1.504	21.387.232	94	3.318.316	0	0	42	10.407.058	2.748	42.715.971	0	0	85	2.013.675
PORTEKİZ	3.394	41.159.099	2	40.340	0	0	30	5.746.027	621	8.485.175	0	0	178	2.995.559
YUNANİSTAN	1.960	21.616.224	14	957.724	0	0	7	982.118	234	3.165.162	1	67.997	18	330.191
AB (15 ÜLKE)+EFTA	276.264	3.522.233.333	4.100	87.036.250	84	4.407.687	3.221	580.395.571	168.751	2.361.046.893	1.683	122.167.966	3.104	64.640.850
CEK CUM	10.867	107.671.483	5	369.640	0	0	71	11.167.018	1	62.417	7	570.223	16	378.276
ESTONYA	355	7.874.861	0	0	0	0	2	297.731	0	0	0	0	6	148.029
KIBRIS (Güney Kıbrıs)	0	0	0	0	0	0	0	0	0	0	0	0	0	0
LETONYA	0	0	0	0	0	0	0	0	0	0	0	0	0	0
LİTVANYA	0	0	0	0	0	0	31	3.595.943	0	0	0	0	1	24.149
MACARİSTAN	3.232	38.210.742	0	0	2	52.010	14	1.960.773	167	1.799.642	0	0	29	751.506
MALTA	59	735.404	2	40.068	0	0	0	0	213	2.498.715	0	0	0	0
POLONYA	13.491	161.377.965	8	417.293	0	0	224	49.254.529	521	5.604.134	72	4.965.510	955	22.762.488
SLOVAKYA	3.683	35.883.927	0	0	0	0	18	3.713.791	0	0	0	0	4	110.938
SLOVENYA	6.167	85.100.510	196	4.052.216	0	0	49	8.246.131	16.235	249.794.179	0	0	90	1.599.398
AB (10 ÜLKE)	37.854	436.854.892	211	4.879.217	2	52.010	409	78.235.916	17.137	259.759.087	79	5.535.733	1.101	25.774.784
AB (25 ÜLKE)+EFTA	314.118	3.959.088.225	4.311	91.915.467	86	4.459.697	3.630	658.631.487	185.888	2.620.805.980	1.762	127.703.699	4.205	90.415.334
ARNAVUTLUK	32	350.234	1	17.294	0	0	0	0	27	326.654	1	147.474	0	0
BOSNA-HERSEK	389	4.692.335	3	58.225	0	0	28	2.567.900	50	674.344	0	0	17	232.675
BULGARİSTAN	3.824	44.836.879	16	344.060	0	0	11	1.522.149	355	4.809.880	5	196.076	104	2.843.138
HIRVATİSTAN	1.170	14.069.622	11	683.469	0	0	24	3.321.311	130	1.724.544	0	0	0	0
KOSOVA	0	0	0	0	0	0	0	0	13	157.201	6	596.749	4	107.414
MAKEDONYA	102	1.266.700	3	66.713	1	15.104	2	301.993	153	1.851.807	7	364.618	12	166.261
MOLDOVA	63	747.957	2	36.552	0	0	0	0	40	537.855	1	47.000	0	0
ROMANYA	5.198	54.502.003	22	809.297	0	0	130	16.170.966	1.398	20.757.066	0	0	23	493.825
SİRBİSTAN	655	7.544.406	1	19.859	0	0	24	3.254.876	89	1.267.786	12	1.354.462	66	1.575.905
UKRAYNA	5.669	73.103.175	53	1.019.241	0	0	11	2.053.514	2.198	27.893.308	75	5.834.414	3	74.208
YUGOSLAVYA	0	0	0	0	0	0	0	0	0	0	0	0	0	0
D. AVRUPA TOPLAMI	17.102	201.113.311	112	3.054.710	1	15.104	230	29.192.709	4.453	60.000.445	107	8.540.793	229	5.493.426
AFGANİSTAN	0	0	0	0	0	0	0	0	0	0	3	288.600	2	72.475
BAE	354	4.087.949	0	0	2	220.000	7	591.654	0	0	3	277.766	1	20.707
BAHREYN	34	327.279	0	0	0	0	12	1.760.328	0	0	0	0	1	20.271
BRUNEI	0	0	0	0	0	0	0	0	3	54.388	0	0	0	0
CEBELİTARİK	0	0	1	20.083	0	0	0	0	84	1.287.227	0	0	0	0
FİLİSTİN	90	978.552	0	0	0	0	0	0	0	0	0	0	3	45.964
İSRAİL	16.313	215.772.025	0	0	0	0	11	1.432.545	1.169	16.205.520	0	0	27	482.136
KATAR	64	852.994	0	0	0	0	21	3.517.795	0	0	0	0	0	0
KUVEYT	5	55.763	0	0	0	0	5	791.751	0	0	0	0	0	0
LÜBNAN	312	3.368.484	0	0	2	100.992	6	328.899	0	0	0	0	2	32.637
SURİYE	0	0	0	0	0	0	0	0	0	0	0	0	0	0
SUUDİ ARABİSTAN	653	10.580.499	2	240.828	0	0	14	3.094.765	0	0	6	524.617	264	4.537.622
UMMAN	121	1.221.891	0	0	0	0	0	0	0	0	0	0	4	70.170
ÜRDÜN	71	847.568	0	0	1	35.210	0	0	19	177.723	0	0	39	809.697
YEMEN	0	0	0	0	0	0	0	0	0	0	0	0	11	250.981
ORTA DOĞU TOPLAMI	18.017	238.093.004	3	260.911	5	356.202	76	11.517.737	1.275	17.724.858	12	1.090.983	354	6.342.660

Motorlu Taşıt Araçları İhracatı (2012/2)

Ülkeler	Otomobil		Minibüs		Midibüs		Otobüs		Kamyonet		Kamyon		Traktör	
	Adet	\$	Adet	\$	Adet	\$	Adet	\$	Adet	\$	Adet	\$	Adet	\$
AZERBEYCAN	260	4.054.365	53	1.140.352	14	653.959	313	16.649.871	205	3.055.526	475	32.741.324	28	932.485
BEYAZ RUSYA	94	1.174.995	2	37.976	0	0	0	0	344	4.846.147	0	0	0	0
GÜRCİSTAN	60	721.756	1.295	26.452.880	0	0	5	925.519	138	2.066.714	33	1.786.506	9	194.883
KARADAG	129	1.515.540	0	0	0	0	0	0	0	0	0	0	0	0
KAZAKİSTAN	0	0	17	336.968	0	0	1	190.372	29	484.423	53	4.152.617	0	0
KİRGİZİSTAN	0	0	0	0	0	0	0	0	0	0	0	0	0	0
ÖZBEKİSTAN	0	0	0	0	0	0	101	15.274.572	0	0	1	329.501	7	178.333
RUSYA	30.755	371.842.925	3	53.810	0	0	211	40.795.160	480	5.930.876	313	17.345.829	34	743.573
TACİKİSTAN	1	23.500	0	0	0	0	20	4.580.840	0	0	0	0	0	0
TÜRKMENİSTAN	8	78.287	1	28.882	0	0	2	184.794	5	124.266	69	6.638.620	7	135.124
BAĞ.DEV.TOPLAMI	31.307	379.411.368	1.371	28.050.868	14	653.959	653	78.601.128	1.201	16.507.952	944	62.994.397	85	2.184.398
FİLİPİNLER	0	0	0	0	0	0	0	0	0	0	0	0	111	2.114.685
GÜNEY KORE	13	85.777	0	0	0	0	0	0	0	0	0	0	0	0
HONG KONG	0	0	0	0	0	0	0	0	0	0	0	0	0	0
JAPONYA	0	0	0	0	0	0	0	0	0	0	1	40.500	0	0
MALEZYA	0	0	0	0	0	0	0	0	0	0	0	0	279	3.903.921
SİNGAPUR	5	63.061	0	0	0	0	0	0	1	15.257	0	0	6	98.004
SRLANKA	0	0	0	0	0	0	0	0	0	0	0	0	0	0
TAYLAND	0	0	0	0	0	0	0	0	0	0	0	0	411	7.178.574
TAYVAN	0	0	0	0	0	0	0	0	0	0	0	0	0	0
ULDOĞU TOPLAMI	18	148.838	0	0	0	0	0	0	1	15.257	1	40.500	807	13.295.184
ABD	43.422	581.021.369	0	0	0	0	126	32.484.721	0	0	1	98.854	4.099	92.479.681
ARJANTİN	7.436	86.745.828	249	4.665.972	0	0	0	0	1.786	22.645.838	0	0	383	7.000.470
ARUBA	0	0	0	0	0	0	0	0	21	251.926	0	0	0	0
ANTİGUA VE BARBUDA	0	0	0	0	0	0	0	0	0	0	0	0	3	54.018
BERMUDA	0	0	0	0	0	0	0	0	0	0	0	0	0	0
BOLİVYA	0	0	0	0	0	0	0	0	0	0	0	0	95	1.892.293
BELİZE	0	0	0	0	0	0	0	0	2	23.064	0	0	0	0
BREZİLYA	0	0	721	13.492.301	0	0	0	0	561	8.423.738	0	0	52	1.040.454
DOMİNİK CUM.	11	116.986	0	0	0	0	0	0	26	250.850	0	0	0	0
EL SALVADOR	0	0	0	0	0	0	0	0	0	0	0	0	6	103.450
HOLLANDA ANTİLLERİ	0	0	0	0	0	0	0	0	6	75.629	0	0	0	0
HONDURAS	0	0	0	0	0	0	0	0	0	0	0	0	38	741.484
JAMAİKA	0	0	0	0	0	0	0	0	0	0	0	0	0	0
KANADA	7.279	98.060.444	0	0	0	0	0	0	0	0	0	0	3	66.275
KOLOMBİYA	283	4.329.975	0	0	0	0	0	0	0	0	0	0	9	190.294
KOSTARİKA	0	0	0	0	0	0	0	0	0	0	0	0	39	743.983
KÜBA	0	0	0	0	0	0	0	0	64	578.014	0	0	0	0
MEKSİKA	0	0	0	0	0	0	2	441.219	0	0	0	0	216	3.354.020
MONTSERRAT	0	0	0	0	0	0	0	0	0	0	0	0	0	0
PANAMA	0	0	0	0	0	0	0	0	0	0	0	0	21	382.453
PARAGUAY	0	0	0	0	0	0	0	0	0	0	0	0	15	327.574
PERU	0	0	0	0	0	0	0	0	1	11.724	0	0	93	1.864.869
SİLİ	1.191	14.574.754	8	417.336	0	0	0	0	336	3.460.216	0	0	389	7.092.141
TRİNİDAD ve TOBAGO	0	0	0	0	0	0	0	0	0	0	0	0	24	499.897
URUGUAY	0	0	0	0	0	0	0	0	0	0	0	0	175	3.367.661
VENEZUELA	0	0	0	0	0	0	0	0	0	0	0	0	0	0
AMERİKA TOPLAMI	59.622	784.849.356	978	18.575.609	0	0	128	32.925.940	2.803	35.720.999	1	98.854	5.660	121.201.017
BANGLADEŞ	0	0	0	0	0	0	0	0	0	0	0	0	0	0
BÜRMA	0	0	0	0	0	0	0	0	0	0	0	0	63	1.041.585
ÇİN	0	0	0	0	0	0	0	0	1	35.742	0	0	3	60.755
DOĞU TİMOR	0	0	0	0	0	0	0	0	0	0	0	0	0	0
FR. POLİNEZYA	0	0	0	0	0	0	0	0	0	0	0	0	0	0
HİNDİSTAN	1	17.699	0	0	0	0	0	0	0	0	0	0	8	164.391
İRAK	1.028	11.725.776	11	414.763	0	0	7	1.203.734	3	67.867	282	24.178.221	1.646	27.889.580
İRAN	10	121.793	0	0	1	33.379	1	349.679	1	45.930	61	3.324.064	0	0
KAMBOÇYA	0	0	50	850.284	0	0	0	0	0	0	0	0	0	0
LAOS	0	0	0	0	0	0	0	0	0	0	0	0	0	0
MALDİVLER	0	0	0	0	0	0	0	0	0	0	0	0	0	0
MOĞOLİSTAN	0	0	37	636.776	0	0	0	0	13	195.064	0	0	0	0
PAKİSTAN	0	0	0	0	0	0	0	0	8	164.995	3	362.576	0	0
VIETNAM	0	0	0	0	0	0	0	0	0	0	0	0	8	150.250
ASYA TOPLAMI	1.039	11.865.268	98	1.901.823	1	33.379	8	1.553.413	26	509.598	346	27.864.861	1.728	29.306.561

Motorlu Taşıt Araçları İhracatı (2012/3)

Ülkeler	Otomobil		Minibüs		Midibüs		Otobüs		Kamyonet		Kamyon		Traktör	
	Adet	\$	Adet	\$	Adet	\$	Adet	\$	Adet	\$	Adet	\$	Adet	\$
ANDORRA	0	0			0	0	0	0	1	15.428	0	0		0
ANGOLA	12	130.501	145	2.627.356	0	0	0	0	354	5.343.117	0	0	66	1.207.272
BARBADOS	0	0	0	0	0	0	0	0	0	0	0	0	0	0
BENİN	4	42.899	0	0	0	0	0	0	0	0	0	0	0	0
BURKİNA FASO	0	0	0	0	0	0	0	0	0	0	0	0	0	0
BURUNDI	0	0	0	0	0	0	0	0	0	0	0	0	1	18.615
BURUNEI	0	0	0	0	0	0	0	0	0	0	0	0	0	0
CAPE VERDE	0	0	2	34.480	0	0	2	105.500	1	11.817	0	0	0	0
CAYMAN ADALARI	0	0	0	0	0	0	0	0	2	24.422	0	0	0	0
CEUTA MELİ	0	0	0	0	0	0	0	0	0	0	0	0	0	0
CEZAYİR	26.934	239.088.339	385	6.279.428	0	0	508	21.232.580	5.649	62.501.950	180	11.922.832	248	4.830.915
CİBUTİ	0	0	0	0	0	0	0	0	0	0	0	0	0	0
EKVATOR	0	0	0	0	0	0	0	0	0	0	0	0	132	2.455.199
EKVATOR GİNESİ	0	0	0	0	0	0	0	0	0	5	403.939	3	108.954	
ENDONEZYA	0	0	0	0	0	0	0	0	0	0	0	0	333	5.511.001
ERİTRE	0	0	0	0	0	0	0	0	0	0	0	0	1	22.240
ETİOPYA	0	0	0	0	0	0	0	0	1	10.174	0	0	32	722.463
FAS	5.849	61.802.154	186	3.541.801	2	40.600	3	231.910	2.136	23.184.217	50	2.732.168	671	10.272.943
FİLİDİŞİ	237	2.561.440	1	38.914	0	0	1	42.680	206	2.135.193	0	0	36	602.587
GABON	0	0	0	0	0	0	0	0	0	0	0	0	0	0
GAMBİA	0	0	0	0	0	0	0	0	0	0	0	0	0	0
GANA	21	239.570	8	142.405	0	0	0	0	0	0	0	0	12	195.612
GİNE	0	0	0	0	0	0	0	0	0	0	0	0	0	0
GİNE GUSSAL	0	0	0	0	0	0	0	0	0	0	0	0	0	0
GUAM	1	12.548	0	0	0	0	0	0	0	0	0	0	0	0
GUATEMALA	0	0	0	0	0	0	0	0	0	0	0	0	27	515.565
GÜNEY AFRIKA	286	5.147.461	0	0	0	0	0	0	98	1.530.603	0	0	506	9.560.952
HAİTİ	0	0	0	0	0	0	0	0	0	0	0	0	0	0
KAMERUN	3	31.533	0	0	0	0	0	0	0	0	0	0	0	0
KENYA	0	0	0	0	0	0	0	0	0	0	0	0	120	1.868.323
KONGO	0	0	0	0	0	0	0	0	0	0	0	0	5	81.576
KOMORLAR (Komorolar)	0	0	0	0	0	0	0	0	0	0	0	0	0	0
LIBERYA	2	22.073	12	207.219	0	0	0	0	0	0	0	0	42	694.031
LIBYA	3	67.946	0	0	0	0	2	449.243	0	0	10	868.396	5	27.585
MADAGASKAR	9	97.469	4	69.835	0	0	0	0	2	29.240	0	0	4	63.669
MAKAO	0	0	0	0	0	0	0	0	0	0	0	0	0	0
MALAVİ	0	0	0	0	0	0	0	0	0	0	0	0	3	48.948
MALİ	2	18.748	0	0	0	0	0	0	0	0	0	0	0	0
MAURİTUS (Maritus)	14	168.085	0	0	0	0	0	0	0	0	0	0	1	22.331
MİSİR	1.774	21.399.573	0	0	0	0	0	0	5	52.513	0	0	19	399.812
MORİTANYA	0	0	0	0	0	0	0	0	0	0	0	0	1	39.900
MOZAMBIK	0	0	0	0	0	0	0	0	0	0	0	0	9	146.054
NİJER	4	40.775	0	0	0	0	0	0	0	0	0	0	0	0
NİJERYA	13	147.221	2	37.105	0	0	30	1.591.785	5	74.157	2	161.392	0	0
NIKARAGUA	0	0	0	0	0	0	0	0	0	0	0	0	52	997.088
PAPUA YENİ GİNE	0	0	0	0	0	0	0	0	0	0	0	0	45	810.233
RUANDA	0	0	0	0	0	0	0	0	0	0	0	0	0	0
SENEGAL	35	369.499	0	0	0	0	0	0	23	318.121	0	0	3	48.909
SIERRA LEONE	0	0	0	0	0	0	0	0	0	0	0	0	2	32.920
SOMALİ	1	150.000	0	0	0	0	0	0	0	0	4	269.458		0
SUDAN	0	0	0	0	2	196.762	0	0	0	0	0	0	45	733.972
TANZANYA	0	0	0	0	0	0	0	0	0	0	0	0	30	444.171
TOGO	4	39.303	0	0	0	0	0	0	0	0	0	0	0	0
TUNUS	7.264	61.011.920	60	1.912.000	0	0	30	1.702.158	1.600	15.334.943	30	2.691.500	150	2.454.254
UGANDA	0	0	0	0	0	0	0	0	0	0	3	135.000	7	162.208
YENİ KALEDONYA	82	899.799	0	0	0	0	0	0	4	64.246	0	0	26	549.335
YENİ ZELANDA	12	167.825	98	1.843.745	0	0	0	0	449	7.545.661	0	0	49	949.191
ZAİRE	0	0	0	0	0	0	0	0	0	0	0	0	0	0
ZAMBİA	0	0	0	0	0	0	0	0	0	0	0	0	9	117.410
ZİMBABVE	0	0	0	0	0	0	0	0	0	0	0	0	33	528.399
AFRİKA TOPLAMI	42.566	393.656.681	903	16.734.288	4	237.362	576	25.355.856	10.536	118.175.802	284	19.184.685	2.728	47.244.637
AVUSTRALYA	1.103	17.635.563	146	2.695.149	0	0	0	0	1.187	18.637.595	0	0	341	7.493.711
BURSA SER.B.	0	0	0	0	0	0	0	0	0	0	0	0	0	0
EGE SER.B.	0	0	0	0	0	0	0	0	0	0	0	0	0	0
FRANSIZ POLİNEZYASI	51	580.342	0	0	0	0	0	0	0	0	0	0	0	0
G ANTEP SER.B.	0	0	0	0	0	0	0	0	0	0	0	0	0	0
İSTANBUL DERİ SER.B.	268	4.639.868	32	716.466	0	0	8	678.325	333	5.835.044	0	0	0	0
K.K.TÜRK CUM.	124	1.661.697	0	0	7	284.257	9	1.242.472	92	1.337.158	2	159.762	39	1.036.705
KAYSERİ SER.B.	0	0	0	0	0	0	0	0	0	0	0	0	0	0
KOCAELİ SER.B.	0	0	0	0	0	0	0	0	3	129.990	9	434.895	0	0
MERSİN SER.B.	4	256.360	0	0	0	0	0	0	0	0	1	76.417	0	0
ST PIERRE	2	22.231	0	0	0	0	0	0	0	0	0	0	0	0
AHL SER.B.	0	0	0	0	0	0	0	0	0	0	4	152.720	0	0
TUBİTAK TEKN.SER.BÖL.	0	0	0	0	0	0	0	0	0	0	0	0	0	0
DİĞERLERİ	449	7.160.498	32	716.466	7	284.257	17	1.920.797	428	7.302.192	16	823.794	39	1.036.705
GENEL TOPLAM	485.341	5.993.022.112	7.954	163.905.291	118	6.039.960	5.318	839.699.067	207.798	2.895.400.678	3.473	248.342.566	16.176	324.013.633

Motorlu Taşıt Araçları İhracatı (2013/2)

Ülkeler	Otomobil		Minibüs		Midibüs		Otobüs		Kamyonet		Kamyon		Traktör	
	Adet	\$	Adet	\$	Adet	\$	Adet	\$	Adet	\$	Adet	\$	Adet	\$
AZERBEYCAN	295	5.688.154	54	1.365.446	130	6.628.083	36	3.913.843	451	6.690.470	281	18.210.017	39	2.511.862
BEYAZ RUSYA	0	0	0	0	0	0	0	0	0	0	0	0	0	0
GÜRCİSTAN	1.128	16.778.075	14	469.284	1	71.198	3	172.530	200	3.192.355	48	2.682.376	16	382.984
KARADAG	123	1.420.709	0	0	0	0	1	87.878	0	0	0	0	0	0
KAZAKİSTAN	1.524	19.749.291	57	992.509	0	0	1	71.665	44	670.415	15	1.053.131	17	1.077.703
KIRGIZİSTAN	1	10.951	0	0	2	79.120	0	0	0	0	1	62.237	1	38.000
ÖZBEKİSTAN	0	0	0	0	0	0	100	14.212.503	0	0	0	0	8	278.507
RUSYA	37.549	450.464.865	2	97.267	1	96.818	119	23.835.802	332	3.672.673	87	6.682.451	318	13.124.597
TACİKİSTAN	0	0	0	0	0	0	0	0	0	0	2	230.000	0	0
TÜRKMENİSTAN	14	711.305	6	167.181	0	0	1	69.500	1	35.870	278	23.681.696	23	575.108
BAĞ.DEV.TOPLAMI	40.634	494.823.350	133	3.091.687	134	6.875.219	261	42.363.723	1.028	14.261.783	712	52.601.908	422	17.988.761
FİLİPİNLER	0	0	0	0	0	0	0	0	0	0	0	0	111	2.379.465
GÜNEY KORE	23	177.460	0	0	0	0	0	0	0	0	0	0	0	0
HONG KONG	399	6.908.239	0	0	0	0	0	0	18	325.929	0	0	0	0
JAPONYA	1.623	21.147.843	0	0	0	0	1	85.000	0	0	1	82.591	1	25.438
MALEZYA	0	0	1	18.274	0	0	0	0	1	15.264	0	0	384	6.796.763
SİNGAPUR	21	273.913	3	60.370	0	0	0	0	0	0	0	0	2	40.952
SRLANKA	0	0	0	0	0	0	0	0	0	0	0	0	6	108.019
TAYLAND	1	38.386	28	498.997	0	0	0	0	0	0	0	0	159	2.981.117
TAYVAN	8	88.314	0	0	0	0	0	0	0	0	0	0	9	219.846
ÜLDOĞU TOPLAMI	2.075	28.634.155	32	577.641	0	0	1	85.000	19	341.193	1	82.591	672	12.551.600
ABD	35.582	439.979.456	0	0	0	0	161	41.598.652	2	20.335	1	108.386	2.651	68.698.637
ARJANTİN	9.920	117.267.430	206	3.779.840	0	0	0	0	720	10.887.240	0	0	630	13.316.620
ARUBA	0	0	0	0	0	0	0	0	11	130.667	0	0	0	0
ANTİGUA VE BARBUDA	0	0	0	0	0	0	0	0	0	0	0	0	0	0
BERMUDA	0	0	0	0	0	0	0	0	0	0	0	0	0	0
BOLİVYA	6	79.941	0	0	0	0	0	0	0	0	0	0	106	2.225.018
BELİZE	0	0	0	0	0	0	0	0	2	22.252	0	0	0	0
BREZİLYA	1	16.741	915	17.407.936	0	0	0	0	1.425	22.276.566	0	0	0	0
DOMİNİK CUM.	2	22.875	0	0	0	0	0	0	15	153.981	0	0	30	651.706
EL SALVADOR	0	0	0	0	0	0	0	0	0	0	0	0	3	48.529
HOLLANDA ANTİLLERİ	0	0	0	0	0	0	0	0	0	0	0	0	0	0
HONDURAS	0	0	0	0	0	0	0	0	0	0	0	0	0	0
JAMAİKA	0	0	0	0	0	0	0	0	0	0	0	0	9	213.541
KANADA	1.138	13.976.088	0	0	0	0	0	0	0	0	0	0	0	0
KOLOMBİYA	149	2.284.171	0	0	0	0	0	0	0	0	0	0	3	67.439
KOSTARİKA	0	0	0	0	0	0	0	0	0	0	0	0	36	748.611
KÜBA	40	451.608	0	0	0	0	0	0	149	1.450.452	0	0	1	24.744
MEKSİKA	99	1.867.970	249	4.541.833	0	0	0	0	354	5.529.331	0	0	135	2.873.501
MONTSERRAT	0	0	0	0	0	0	0	0	0	0	0	0	0	0
PANAMA	0	0	0	0	0	0	0	0	4	45.385	0	0	24	514.045
PARAGUAY	0	0	0	0	0	0	0	0	0	0	0	0	193	471.026
PERU	10	101.242	0	0	0	0	0	0	8	91.622	0	0	74	1.715.310
SİLİ	1.590	18.577.738	59	2.370.402	0	0	0	0	3.046	34.293.818	0	0	512	10.872.007
TRİNİDAD ve TOBAGO	0	0	0	0	0	0	0	0	0	0	0	0	9	218.846
URUGUAY	161	2.365.752	0	0	0	0	0	0	0	0	0	0	222	5.252.707
VENEZUELA	0	0	0	0	0	0	0	0	0	0	0	0	0	0
AMERİKA TOPLAMI	48.698	596.991.012	1.429	28.100.011	0	0	161	41.598.652	5.736	74.901.649	1	108.386	4.638	107.912.287
BANGLADEŞ	0	0	0	0	0	0	0	0	0	0	0	0	0	0
BÜRMA	0	0	0	0	0	0	0	0	0	0	0	0	0	0
ÇİN	10	218.488	0	0	0	0	0	0	0	0	0	0	35	855.996
DOĞU TİMOR	0	0	0	0	0	0	0	0	0	0	0	0	0	0
FR. POLİNEZYA	0	0	0	0	0	0	0	0	0	0	0	0	0	0
HİNDİSTAN	2	27.251	0	0	0	0	0	0	0	0	0	0	5	104.172
İRAK	179	2.436.265	1	51.907	0	0	0	0	0	0	54	4.246.258	673	12.459.055
İRAN	0	0	0	0	0	0	0	0	9	254.000	0	0	18	1.445.208
KAMBOÇYA	0	0	47	805.121	0	0	0	0	1	52.728	0	0	0	0
LAOS	0	0	0	0	0	0	0	0	0	0	0	0	0	0
MALDİVLER	0	0	0	0	0	0	0	0	0	0	0	0	0	0
MOĞOLİSTAN	0	0	6	120.966	0	0	0	0	0	0	0	0	0	0
PAKİSTAN	0	0	0	0	0	0	0	0	0	0	0	0	0	0
VIETNAM	0	0	0	0	0	0	0	0	0	0	0	0	38	655.444
ASYA TOPLAMI	191	2.682.004	54	977.994	0	0	0	0	10	306.728	54	4.246.258	769	15.519.875

Motorlu Taşıt Araçları İhracatı (2013/3)

Ülkeler	Otomobil		Minibüs		Midibüs		Otobüs		Kamyonet		Kamyon		Traktör	
	Adet	\$	Adet	\$	Adet	\$	Adet	\$	Adet	\$	Adet	\$	Adet	\$
ANDORRA	0	0	0	0	0	0	0	0	1	15.428	0	0	0	0
ANGOLA	70	848.547	21	391.912	0	0	0	0	173	1.911.980	0	0	5	116.551
BARBADOS	0	0	0	0	0	0	0	0	0	0	0	0	0	0
BENİN	0	0	0	0	0	0	0	0	0	0	0	0	0	0
BURKINA FASO	0	0	0	0	0	0	0	0	0	0	0	0	0	0
BURUNDI	0	0	0	0	0	0	0	0	0	0	0	0	0	0
BURUNEI	0	0	0	0	0	0	0	0	0	0	0	0	0	0
CAPE VERDE	0	0	0	0	10	546.632	1	55.026	0	0	0	0	0	0
CAYMAN ADALARI	0	0	0	0	0	0	0	0	0	0	0	0	0	0
CEUTA MELI	0	0	0	0	0	0	0	0	0	0	0	0	0	0
CEZAYİR	28.465	289.233.991	330	5.344.486	206	9.702.178	203	10.351.919	4.034	47.637.512	21	1.238.181	261	6.090.051
CİBUTİ	4	44.059	1	19.292	0	0	0	0	0	0	1	75.049	0	0
EKVATOR	1	150.000	0	0	0	0	2	102.851	0	0	0	0	163	3.449.542
EKVATOR GİNESİ	0	0	0	0	0	0	0	0	0	1	133.449	1	37.750	0
ENDONEZYA	0	0	0	0	0	0	0	0	0	0	0	72	1.190.823	0
ERİTRE	0	0	0	0	0	0	0	0	0	0	0	0	0	0
ETİOPYA	7	228.332	2	70.000	0	0	0	0	1	27.473	0	0	30	651.491
FİLİPİNLER	168	1.908.139	7	117.972	0	0	0	0	121	1.275.603	0	0	124	2.182.778
GABON	1	150.000	0	0	0	0	0	0	0	2	185.010	1	39.572	0
GAMBİA	0	0	0	0	0	0	0	0	0	0	0	0	0	0
GHANA	10	137.751	8	140.234	0	0	0	0	0	22	1.861.043	183	3.244.025	0
GİNE	0	0	0	0	0	0	0	0	0	0	0	0	0	0
GİNE GUSSEI	0	0	0	0	0	0	0	0	0	0	0	0	0	0
GUAM	0	0	0	0	0	0	0	0	0	0	0	0	0	0
GUATEMALA	0	0	0	0	0	0	0	0	6	66.428	0	0	37	719.915
GÜNEY AFRİKA	9.771	110.769.564	0	0	0	0	0	0	0	0	0	0	863	18.275.465
HAİTİ	0	0	0	0	0	0	0	0	0	0	0	0	0	0
KAMERUN	4	38.033	0	0	0	0	0	0	0	0	0	0	0	0
KENYA	0	0	0	0	0	0	0	0	0	0	0	0	151	2.734.504
ÇAD	0	0	0	0	0	0	0	0	0	0	0	0	100	1.643.444
KONGO	0	0	0	0	0	0	0	0	0	0	0	0	6	157.177
KOMORLAR (Komorolar)	0	0	0	0	0	0	0	0	0	0	0	0	0	0
LİBERYA	0	0	0	0	0	0	0	0	0	2	76.271	30	562.792	0
LİBYA	837	12.881.341	0	0	0	0	0	0	10	212.826	16	1.474.631	5	202.764
MADAGASKAR	0	0	0	0	0	0	0	0	1	15.626	0	0	0	0
MAKAO	0	0	0	0	0	0	0	0	0	0	0	0	0	0
MALAVİ	0	0	0	0	0	0	0	0	0	0	0	0	6	107.050
MALİ	15	210.076	0	0	0	0	0	0	0	0	0	0	0	0
MAURİTUS (Maritus)	106	1.043.063	0	0	0	0	0	0	0	0	0	0	0	0
MİSİR	4.703	67.713.390	0	0	0	0	1	216.115	0	0	3	126.494	2	52.337
MORTANYA	0	0	0	0	0	0	0	0	0	0	0	0	0	0
MOZAMBİK	0	0	0	0	0	0	0	0	0	0	0	0	9	194.997
NİJER	1	145.000	0	0	23	1.253.500	0	0	0	0	0	0	0	0
NİJERYA	11	380.649	1	17.714	0	0	0	0	1	14.205	21	2.366.250	2	104.000
NİKARAGUA	0	0	0	0	0	0	0	0	0	0	0	0	102	2.064.465
PAPUA YENİ GİNE	0	0	0	0	0	0	0	0	0	0	0	0	18	402.770
RUANDA	0	0	0	0	0	0	0	0	0	0	0	0	6	135.924
SENEGAL	24	220.105	6	100.248	0	0	0	0	17	235.311	0	0	13	238.137
SIERRA LEONE	0	0	0	0	0	0	0	0	0	0	0	0	0	0
SOMALİ	2	22.110	0	0	1	21.441	1	140.743	1	15.378	0	0	1	10.865
SUDAN	2	26.563	0	0	1	99.799	0	0	0	0	5	411.877	71	1.275.542
TANZANYA	0	0	1	18.462	0	0	0	0	0	0	0	0	30	516.665
TOGO	0	0	0	0	0	0	0	0	0	0	0	0	0	0
TUNUS	7.119	60.315.571	0	0	17	160.782	18	2.633.680	0	0	0	0	112	1.977.336
UGANDA	0	0	0	0	0	0	0	0	0	0	0	0	10	575.108
YENİ KALEDONYA	88	959.579	0	0	0	0	0	0	0	0	0	0	39	929.348
YENİ ZELANDA	39	852.563	65	1.210.082	0	0	0	0	6	92.463	0	0	81	1.912.054
ZAİRE	0	0	0	0	0	0	0	0	463	8.041.167	0	0	0	0
FAS	8.953	99.770.989	513	9.311.708	0	0	0	0	4.231	46.234.440	32	1.499.335	1.099	19.699.679
ZAMBİA	0	0	0	0	0	0	0	0	0	0	0	0	15	257.948
ZİMBABVE	0	0	0	0	0	0	0	0	0	0	0	0	50	866.949
AFRİKA TOPLAMI	60.401	648.049.415	955	16.742.110	258	11.784.332	226	13.500.334	9.066	105.795.840	126	9.447.590	3.698	72.619.818
AVUSTRALYA	338	3.534.205	160	2.959.581	0	0	0	0	1.139	18.547.832	0	0	487	11.949.090
BURSA SER.B.	0	0	0	0	0	0	0	0	0	0	1	113.200	0	0
EGE SER.B.	0	0	0	0	0	0	0	0	0	0	0	0	0	0
FRANZİZ POLİNEZYASI	47	488.469	0	0	0	0	0	0	0	0	0	0	0	0
G.ANTEP SER.B.	0	0	0	0	0	0	0	0	0	0	0	0	0	0
İSTANBUL DERİ SER.B.	454	9.260.922	15	378.544	0	0	3	193.057	163	2.529.036	7	692.806	7	637.974
K.K.TÜRK CUM.	329	4.736.624	3	15.968	8	410.727	5	688.603	130	2.187.331	2	76.271	0	0
KAYSERİ SER.B.	0	0	0	0	0	0	0	0	0	0	1	82.591	0	0
KOCAELİ SER.B.	0	0	0	0	0	0	0	0	0	0	0	0	0	0
MERSİN SER.B.	0	0	0	0	0	0	0	0	0	0	0	0	0	0
ST PIERRE	0	0	0	0	0	0	0	0	0	0	0	0	0	0
AHL SER.B.	0	0	0	0	0	0	0	0	0	0	0	0	0	0
TUBİTAK TEKN.SER.BÖL.	0	0	0	0	0	0	0	0	0	0	0	0	0	0
DİĞERLERİ	830	14.486.015	18	394.512	8	410.727	8	881.660	293	4.716.367	11	964.868	7	637.974
GENEL TOPLAM	549.816	6.819.126.468	7.428	155.391.544	849	72.648.932	4.793	868.493.331	236.695	3.437.369.680	2.668	179.911.371	15.357	384.522.523

Bölüm III. Motorlu Taşıt Araçları İthalatı

Motorlu Taşıt Araçları İthalatı

Araç	1992		1993		1994		1995		1996		1997		1998		1999		2000		2001		2002	
	Adet	Bin \$	Adet	Bin \$	Adet	Bin \$	Adet	Bin \$	Adet	Bin \$	Adet	Bin \$	Adet	Bin \$	Adet	Bin \$	Adet	Bin \$	Adet	Bin \$	Adet	Bin \$
Otomobil	52.502	361.005	96.707	704.292	24.986	218.556	19.941	316.961	58.832	844.163	135.795	1.606.746	110.552	1.318.048	121.309	1.267.807	272.110	2.553.731	74.165	567.990	61.294	808.359
Minibüs	1.341	14.503	1.586	15.750	578	5.617	1.887	19.400	4.687	47.150	6.989	82.434	5.180	74.837	3.026	48.816	4.384	67.427	635	9.423	726	12.738
Midibüs	1	92	92	1.507	4	62	32	23	31	377	5	96	20	385	31	735	61	2.455	7	75	3	440
Otobüs	474	49.044	263	38.334	27	6.586	38	12.051	66	20.700	133	35.376	126	28.272	133	17.793	484	46.049	120	11.967	171	10.982
Kamyonet	13.269	90.971	33.192	239.527	7.890	61.082	11.497	98.418	31.093	251.079	53.007	477.875	60.437	530.355	33.201	314.643	74.325	643.714	16.892	153.905	18.932	194.462
Kamyon	265	8.817	1.690	25.071	267	11.172	213	14.215	1.039	54.720	3.403	98.623	2.715	70.539	3.070	34.881	2.566	78.425	409	18.100	2.234	120.608
Traktör	886	9.756	3.135	17.504	352	4.029	579	8.748	1.881	36.823	2.197	40.171	1.987	37.348	802	15.038	982	15.183	124	1.726	251	5.597
Toplam	68.738	534.188	136.665	1.041.985	34.104	307.104	34.187	469.816	97.629	1.255.012	201.529	2.341.321	181.017	2.059.784	161.572	1.699.713	354.912	3.406.984	92.352	763.186	83.611	1.153.186

Araç	2003		2004		2005		2006		2007		2008		2009		2010		2011		2012		2013	
	Adet	Bin \$	Adet	Bin \$	Adet	Bin \$	Adet	Bin \$	Adet	Bin \$	Adet	Bin \$	Adet	Bin \$	Adet	Bin \$	Adet	Bin \$	Adet	Bin \$	Adet	Bin \$
Otomobil	164.445	2.213.025	328.558	4.211.574	324.563	4.292.675	289.126	4.246.071	273.899	4.583.919	245.070	4.486.035	260.877	4.203.778	428.071	6.787.283	495.907	8.428.747	442.376	7.156.174	554.208	9.272.395
Minibüs	386	9.290	612	15.117	3.073	69.945	2.822	75.727	5.363	155.274	3.729	118.274	868	28.172	1.996	58.026	1.973	58.274	3.079	83.940	3.897	115.832
Midibüs	2	48	20	800	125	3.702	83	2.684	140	4.415	684	22.105	790	21.194	2.815	69.558	4.399	122.917	4.560	125.343	4.052	107.262
Otobüs	244	27.075	205	45.061	76	28.031	577	173.592	229	86.856	312	178.591	238	155.750	11	4.151	268	84.044	421	48.331	92	24.991
Kamyonet	60.724	750.059	118.647	1.685.521	101.199	1.383.803	58.252	867.815	108.220	876.814	56.266	946.366	20.973	347.715	35.146	555.727	46.577	833.255	49.562	882.541	41.125	775.549
Kamyon	6.466	419.469	8.876	639.942	9.488	632.712	10.072	741.816	9.065	737.020	8.552	730.582	1.472	135.841	9.375	716.932	15.956	1.238.480	11.021	762.531	9.610	654.552
Traktör	4.824	19.323	4.187	113.160	5.969	163.722	7.897	219.208	5.868	161.503	10.863	399.545	4.957	104.765	12.802	249.782	21.885	420.394	16.888	321.714	16.961	311.624
Toplam	237.091	3.438.289	461.105	6.711.175	444.493	6.574.590	368.829	6.326.913	402.784	6.605.801	325.476	6.881.498	290.175	4.997.215	490.216	8.441.459	586.965	11.186.111	527.907	9.380.574	629.945	11.262.205

Minibüs İthalatı I

Ülkeler	1992		1993		1994		1995		1996		1997		1998		1999		2000		2001		
	Adet	\$	Adet	\$	Adet	\$	Adet	\$	Adet	\$	Adet	\$	Adet	\$	Adet	\$	Adet	\$	Adet	\$	
ALMANYA	2	45.064	1	21.357	6	103.122	115	1.849.135	567	8.978.143	2.710	40.932.900	2.386	37.048.607	1.679	26.569.458	3.167	48.053.472	441	6.841.582	
AVUSTURYA	0	0	0	0	0	0	0	0	0	0	0	0	0	0	0	0	0	0	0	0	
BELÇİKA	0	0	1	28.521	0	0	0	0	0	0	7	85.011	1	16.006	29	351.315	0	0	0	0	
FINLANDIYA	0	0	0	0	0	0	0	0	0	0	0	0	0	0	0	0	0	0	0	0	
FRANSA	10	236.551	0	0	0	0	0	0	2	32.836	5	86.273	18	392.429	21	274.406	1	11.424	30	288.545	
HOLLANDA	0	0	1	18.775	0	0	0	0	0	0	0	0	0	0	0	0	0	0	0	0	
İNGİLTERE	1.025	11.486.717	360	3.768.823	60	667.681	0	0	0	0	5	103.711	0	0	0	0	0	0	0	0	
İSPANYA	0	0	0	0	0	0	4	42.217	2	34.846	20	358.831	545	11.240.494	499	10.842.854	554	11.065.558	0	0	
İSVEÇ	0	0	0	0	0	0	0	0	0	0	0	0	0	0	0	0	0	0	0	0	
İSVİÇRE	0	0	1	26.917	0	0	0	0	1	33.546	0	0	0	0	0	0	0	0	0	0	
İTALYA	0	0	0	0	0	0	2	44.438	0	0	115	1.769.993	553	7.804.218	322	4.817.804	54	740.313	0	0	
NORVEÇ	0	0	0	0	0	0	0	0	0	0	0	0	0	0	0	0	0	0	0	0	
PORTEKİZ	0	0	0	0	0	0	0	0	0	0	0	0	0	0	0	0	0	0	0	0	
YUNANİSTAN	0	0	0	0	0	0	0	0	0	0	1	4.745	0	0	0	0	0	0	0	0	
AB (15 ÜLKE)+ EFTA	1.037	11.768.332	364	3.864.393	66	770.803	121	1.935.790	572	9.079.371	2.863	43.341.464	3.503	56.501.754	2.550	42.855.837	3.776	59.870.767	471	7.130.127	
ÇEK CUMHURİYETİ	0	0	0	0	0	0	0	0	0	0	0	0	0	0	0	0	0	0	0	0	
MACARİSTAN	0	0	0	0	0	0	0	0	0	0	0	0	0	0	0	0	0	0	0	0	
POLONYA	0	0	0	0	0	0	0	0	0	0	0	0	0	0	0	0	0	0	0	0	
SLOVENYA	0	0	0	0	0	0	0	0	0	0	0	0	0	0	0	0	0	0	0	0	
AB (Yeni Üye Ülkeler)	0	0	0	0	0	0	0	0	0	0	0	0	0	0	0	0	0	0	0	0	
AB + EFTA TOPLAMI	1.037	11.768.332	364	3.864.393	66	770.803	121	1.935.790	572	9.079.371	2.863	43.341.464	3.503	56.501.754	2.550	42.855.837	3.776	59.870.767	471	7.130.127	
BULGARİSTAN	0	0	0	0	0	0	0	0	0	0	0	0	0	0	0	0	0	0	0	0	
ROMANYA	0	0	4	38.501	0	0	0	0	0	0	0	0	0	0	0	0	0	0	471	7.130.127	
RUSYA	0	0	0	0	0	0	20	198.088	0	0	0	0	0	0	0	0	0	0	0	0	
D.AVRUPA TOPLAMI	0	0	4	38.501	0	0	20	198.088	0	0	0	0	0	0	0	0	0	0	0	0	
GÜNEY KORE	164	1.441.640	822	7.570.832	299	2.491.139	1.670	16.436.018	3.025	28.458.167	2.357	22.920.064	629	8.317.134	356	4.526.405	546	6.949.356	163	2.245.192	
JAPONYA	140	1.293.023	394	4.220.874	212	2.338.948	76	830.247	1.088	9.562.404	1.611	14.476.486	1.048	10.017.615	116	1.270.139	60	577.769	0	0	
U.DOĞU TOPLAMI	304	2.734.663	1.216	11.791.706	511	4.830.087	1.746	17.266.265	4.113	38.020.571	3.968	37.396.550	1.677	18.334.749	472	5.796.544	606	7.527.125	163	2.245.192	
ABD	0	0	2	55.427	1	16.536	0	0	2	50.282	158	1.695.432	0	0	4	163.855	2	29.064	1	47.628	
KANADA	0	0	0	0	0	0	0	0	0	0	0	0	0	0	0	0	0	0	0	0	
MEKSİKA	0	0	0	0	0	0	0	0	0	0	0	0	0	0	0	0	0	0	0	0	
K.AMERİKA TOPLAMI	0	0	2	55.427	1	16.536	0	0	2	50.282	158	1.695.432	0	0	4	163.855	2	29.064	1	47.628	
ARJANTİN																				0	
SURİYE																					0
GENEL TOPLAM	1.341	14.502.995	1.586	15.750.027	578	5.617.426	1.887	19.400.143	4.687	47.150.224	6.989	82.433.446	5.180	74.836.503	3.026	48.816.236	4.384	67.426.956	635	9.422.947	

GTİP NO:

8702.10.11.13.00 > 2500 cc Dizel

8702.10.91.13.00 < 2500 cc Dizel

8702.90.11.13.00 > 2800 cc Benzin

8702.90.31.13.00 < 2800 cc Benzin

Minibüs İthalatı II

Ülkeler	2002		2003		2004		2005		2006		2007		2008		2009		2010		2011		2012		2013		
	Adet	\$	Adet	\$	Adet	\$	Adet	\$	Adet	\$	Adet	\$	Adet	\$	Adet	\$	Adet	\$	Adet	\$	Adet	\$	Adet	\$	
ALMANYA	573	10.752.595	324	8.384.766	185	5.070.442	68	2.034.731	66	1.998.193	5.075	147.272.125	3.727	118.270.678	862	28.006.540	1.995	58.002.663	1.972	58.239.764	3.079	83.940.229	3.896	115.806.250	
AVUSTURYA	0	0	0	0	0	0	0	0	0	0	0	0	0	0	2	105.673	0	0	0	0	0	0	0	0	0
BELÇİKA	1	24.235	0	0	0	0	3	37.328	6	84.010	1	16.983	0	0	0	0	0	0	0	0	0	0	0	0	0
FINLANDIYA	0	0	0	0	0	0	0	0	0	0	0	0	0	0	0	0	0	0	0	0	0	0	0	0	0
FRANSA	0	0	10	179.492	10	191.263	15	277.124	0	0	0	0	0	0	0	0	0	0	0	0	0	0	0	0	0
HOLLANDA	0	0	0	0	0	0	0	0	0	0	0	0	0	0	0	0	0	0	0	0	0	0	0	0	0
İNGİLTERE	0	0	1	9.831	0	0	0	0	1	11.300	2	49.218	0	0	0	0	0	0	0	0	0	0	0	0	0
İSPANYA	0	0	0	0	0	0	204	5.783.810	0	0	0	0	0	0	0	0	1	23.183	0	0	0	0	0	0	0
İSVEC	0	0	0	0	0	0	0	0	0	0	0	0	0	0	0	0	0	0	0	0	0	0	0	0	0
İSVİÇRE	0	0	0	0	0	0	0	0	0	0	0	0	0	0	0	0	0	0	0	0	0	0	0	0	0
İTALYA	152	1.961.411	50	696.242	160	3.093.017	799	12.097.440	84	1.217.655	0	0	0	0	0	0	0	0	0	0	0	0	0	1	26.219
NORVEÇ	0	0	0	0	0	0	0	0	1	46.016	0	0	0	0	0	0	0	0	0	0	0	0	0	0	0
PORTEKİZ	0	0	0	0	0	0	0	0	0	0	0	0	0	0	0	0	0	0	0	0	0	0	0	0	0
YUNANİSTAN	0	0	0	0	0	0	0	0	0	0	0	0	0	0	0	0	0	0	0	0	0	0	0	0	0
AB (15 ÜLKE)+ EFTA	726	12.738.241	385	9.270.331	355	8.354.722	1.089	20.230.433	158	3.357.174	5.078	147.338.326	3.727	118.270.678	864	28.112.213	1.996	58.025.846	1.972	58.239.764	3.079	83.940.229	3.897	115.832.469	
ÇEK CUMHURİYETİ	0	0	0	0	0	0	4	83.556	2	16.960	4	40.160	0	0	0	0	0	0	0	0	0	0	0	0	0
MACARİSTAN	0	0	0	0	0	0	0	0	0	0	0	0	0	0	0	0	0	0	0	0	0	0	0	0	0
POLONYA	0	0	0	0	256	6.752.126	1.977	49.577.895	2.662	72.352.765	279	7.839.802	0	0	0	0	0	0	0	0	0	0	0	0	0
BULGARİSTAN	0	0	0	0	0	0	0	0	0	0	0	0	0	0	0	0	0	0	0	0	0	0	0	0	0
ROMANYA	0	0	0	0	0	0	3	53.253	0	0	0	0	0	0	0	0	0	0	0	0	0	0	0	0	0
SLOVENYA	0	0	0	0	0	0	0	0	0	0	0	0	0	0	0	0	0	0	0	0	0	0	0	0	0
AB (Yeni Üye Ülkeler)	0	0	0	0	256	6.752.126	1.984	49.714.704	2.664	72.369.725	283	7.879.962	0	0	0	0	0	0	0	0	0	0	0	0	0
AB + EFTA TOPLAMI	726	12.738.241	385	9.270.331	611	15.106.848	3.073	69.945.137	2.822	75.726.899	5.361	155.218.288	3.727	118.270.678	864	28.112.213	1.996	58.025.846	1.972	58.239.764	3.079	83.940.229	3.897	115.832.469	
RUSYA	0	0	1	19.800	1	10.139	0	0	0	0	0	0	1	0	0	0	0	0	0	0	0	0	0	0	0
D.AVRUPA TOPLAMI	0	0	1	19.800	1	10.139	0	0	0	0	0	0	1	0	0	0	0	0	0	0	0	0	0	0	
GÜNEY KORE	0	0	0	0	0	0	0	0	0	0	0	0	0	0	4	59.607	0	0	0	0	0	0	0	0	0
JAPONYA	0	0	0	0	0	0	0	0	0	0	0	0	0	0	0	0	0	0	1	34.490	0	0	0	0	0
U.DOĞU TOPLAMI	0	0	0	0	0	0	0	0	0	0	0	0	0	0	4	59.607	0	0	1	34.490	0	0	0	0	
ABD	0	0	0	0	0	0	0	0	0	0	0	0	0	0	0	0	0	0	0	0	0	0	0	0	0
KANADA	0	0	0	0	0	0	0	0	0	0	0	0	0	0	0	0	0	0	0	0	0	0	0	0	0
MEKSİKA	0	0	0	0	0	0	0	0	0	0	0	0	0	0	0	0	0	0	0	0	0	0	0	0	0
K.AMERİKA TOPLAMI	0	0	0	0	0	0	0	0	0	0	0	0	0	0	0	0	0	0	0	0	0	0	0	0	
ARJANTİN	0	0	0	0	0	0	0	0	0	0	2	56.338	0	0	0	0	0	0	0	0	0	0	0	0	0
SURİYE	0	0	0	0	0	0	0	0	0	0	0	0	1	2.902	0	0	0	0	0	0	0	0	0	0	0
GENEL TOPLAM	726	12.738.241	386	9.290.131	612	15.116.987	3.073	69.945.137	2.822	75.726.899	5.363	155.274.626	3.729	118.273.580	868	28.171.820	1.996	58.025.846	1.973	58.274.254	3.079	83.940.229	3.897	115.832.469	

GTİP NO:

8702.10.11.13.00 > 2500 cc Dizel

8702.10.91.13.00 < 2500 cc Dizel

8702.90.11.13.00 > 2800 cc Benzin

8702.90.31.13.00 < 2800 cc Benzin

Midibüs İthalatı I

Ülkeler	1992		1993		1994		1995		1996		1997		1998		1999		2000		2001	
	Adet	\$	Adet	\$	Adet	\$	Adet	\$	Adet	\$	Adet	\$	Adet	\$	Adet	\$	Adet	\$	Adet	\$
ALMANYA	1	91.635	0	0	0	0	1	21.304	6	103.567	1	14.885	7	113.763	9	214.668	15	666.316	0	0
AVUSTURYA	0	0	0	0	0	0	0	0	0	0	0	0	0	0	0	0	0	0	0	0
BELÇİKA	0	0	0	0	0	0	0	0	0	0	0	0	0	0	0	0	0	0	0	0
FINLANDIYA	0	0	0	0	0	0	0	0	0	0	0	0	0	0	0	0	0	0	0	0
FRANSA	0	0	0	0	1	26.834	0	0	0	0	1	34.518	0	0	0	0	0	0	2	13.063
HOLLANDA	0	0	0	0	0	0	0	0	0	0	0	0	0	0	0	0	0	0	0	0
İNGİLTERE	0	0	0	0	0	0	0	0	0	0	0	0	0	0	0	0	0	0	0	0
İSPANYA	0	0	0	0	0	0	0	0	0	0	0	0	12	250.275	4	72.304	21	1.072.284	0	0
İSVEC	0	0	0	0	0	0	0	0	0	0	0	0	0	0	0	0	0	0	0	0
İSVİÇRE	0	0	0	0	0	0	0	0	0	0	0	0	0	0	0	0	0	0	0	0
İTALYA	0	0	0	0	0	0	0	0	0	0	0	0	0	0	0	0	0	0	0	0
NORVEÇ	0	0	0	0	0	0	0	0	0	0	0	0	0	0	0	0	0	0	0	0
PORTEKİZ	0	0	0	0	0	0	0	0	0	0	0	0	0	0	0	0	0	0	0	0
YUNANISTAN	0	0	0	0	0	0	0	0	0	0	0	0	0	0	0	0	0	0	0	0
AB (15 ÜLKE)+ EFTA	1	91.635	0	0	1	26.834	1	21.304	6	103.567	2	49.403	19	364.038	13	286.972	36	1.738.600	2	13.063
ÇEK CUMHURİYETİ	0	0	0	0	0	0	0	0	0	0	0	0	0	0	0	0	0	0	0	0
MACARISTAN	0	0	0	0	0	0	0	0	0	0	0	0	0	0	0	0	0	0	0	0
POLONYA	0	0	0	0	0	0	0	0	0	0	0	0	0	0	0	0	0	0	0	0
BULGARISTAN	0	0	0	0	0	0	0	0	0	0	0	0	0	0	0	0	0	0	0	0
ROMANYA	0	0	0	0	0	0	0	0	0	0	0	0	0	0	0	0	0	0	0	0
SLOVENYA	0	0	0	0	0	0	0	0	0	0	0	0	0	0	0	0	0	0	0	0
AB (YENİ ÜYELER)	0	0	0	0	0	0	0	0	0	0	0	0	0	0	0	0	0	0	0	0
AB + EFTA TOPLAMI	1	91.635	0	0	1	26.834	1	21.304	6	103.567	2	49.403	19	364.038	13	286.972	36	1.738.600	2	13.063
RUSYA	0	0	0	0	0	0	0	0	0	0	0	0	0	0	0	0	0	0	2	17.350
D.AVRUPA TOPLAMI	0	0	0	0	0	0	0	0	0	0	0	0	0	0	0	0	0	0	2	17.350
GÜNEY KORE	0	0	76	1.282.427			1	8.907	21	193.527	1	6.418	1	21.093	18	448.393	25	716.611	3	44.238
JAPONYA	0	0	16	224.861	3	34.754	30	293.132	4	79.480	2	40.731	0	0	0	0	0	0	0	0
U.DOĞU TOPLAMI	0	0	92	1.507.288	3	34.754	31	302.039	25	273.007	3	47.149	1	21.093	18	448.393	25	716.611	3	44.238
ABD	0	0	0	0	0	0	0	0	0	0	0	0	0	0	0	0	0	0	0	0
KANADA	0	0	0	0	0	0	0	0	0	0	0	0	0	0	0	0	0	0	0	0
MEKSIKA	0	0	0	0	0	0	0	0	0	0	0	0	0	0	0	0	0	0	0	0
K.AMERİKA TOPLAMI	0	0	0	0	0	0	0	0	0	0	0	0	0	0	0	0	0	0	0	0
GENEL TOPLAM	1	91.635	92	1.507.288	4	61.588	32	323.343	31	376.574	5	96.552	20	385.131	31	735.365	61	2.455.211	7	74.651

GTİP NO:

8702.10.11.12.00 > 2500 cc Dizel

8702.10.91.12.00 < 2500 cc Dizel

8702.90.11.12.00 > 2800 cc Benzin

8702.90.31.12.00 < 2800 cc Benzin

Midibüs İthalatı II

Ülkeler	2002		2003		2004		2005		2006		2007		2008		2009		2010		2011		2012		2013		
	Adet	\$	Adet	\$	Adet	\$	Adet	\$	Adet	\$	Adet	\$	Adet	\$	Adet	\$	Adet	\$	Adet	\$	Adet	\$	Adet	\$	
ALMANYA	2	391.585	0	0	19	767.363	125	3.702.186	83	2.683.518	140	4.414.485	580	19.751.637	481	15.279.853	2.310	61.187.152	4.003	116.449.025	4.558	125.273.668	4.052	107.262.887	
AVUSTURYA	1	48.446	0	0	0	0	0	0	0	0	0	0	0	0	0	0	0	0	0	0	0	0	0	0	
BELÇİKA	0	0	2	47.487	0	0	0	0	0	0	0	0	0	0	0	0	0	0	0	0	0	0	0	0	
FINLANDIYA	0	0	0	0	0	0	0	0	0	0	0	0	0	0	0	0	0	0	0	0	0	0	0	0	
FRANSA	0	0	0	0	0	0	0	0	0	0	0	0	0	0	0	0	0	0	0	0	0	0	0	0	
HOLLANDA	0	0	0	0	0	0	0	0	0	0	0	0	0	0	0	0	0	0	0	0	0	0	0	0	
İNGİLTERE	0	0	0	0	0	0	0	0	0	0	0	0	0	0	0	0	0	0	0	0	0	0	0	0	
İSPANYA	0	0	0	0	1	32.722	0	0	0	0	0	0	0	0	0	0	0	0	0	0	0	0	0	0	
İSVEÇ	0	0	0	0	0	0	0	0	0	0	0	0	0	0	0	0	0	0	0	0	0	0	0	0	
İSVİÇRE	0	0	0	0	0	0	0	0	0	0	0	0	0	0	0	0	0	0	0	0	0	0	0	0	
İTALYA	0	0	0	0	0	0	0	0	0	0	0	0	102	2.263.600	309	5.914.199	505	8.370.784	396	6.467.980	1	17.284	0	0	
NORVEÇ	0	0	0	0	0	0	0	0	0	0	0	0	0	0	0	0	0	0	0	0	0	0	0	0	
PORTEKİZ	0	0	0	0	0	0	0	0	0	0	0	0	0	0	0	0	0	0	0	0	0	0	0	0	
YUNANISTAN	0	0	0	0	0	0	0	0	0	0	0	0	0	0	0	0	0	0	0	0	0	0	0	0	
AB (15 ÜLKE)+ EFTA	3	440.031	2	47.487	20	800.085	125	3.702.186	83	2.683.518	140	4.414.485	682	22.015.237	790	21.194.052	2.815	69.557.936	4.399	122.917.005	4.559	125.290.952	4.052	107.262.887	
ÇEK CUMHURİYETİ	0	0	0	0	0	0	0	0	0	0	0	0	0	0	0	0	0	0	0	0	0	0	0	0	
MACARISTAN	0	0	0	0	0	0	0	0	0	0	0	0	0	0	0	0	0	0	0	0	0	0	0	0	
POLONYA	0	0	0	0	0	0	0	0	0	0	0	0	0	0	0	0	0	0	0	0	0	0	0	0	
BULGARISTAN	0	0	0	0	0	0	0	0	0	0	0	0	0	0	0	0	0	0	0	0	0	0	0	0	
ROMANYA	0	0	0	0	0	0	0	0	0	0	0	2	89.989	0	0	0	0	0	0	0	0	0	0	0	
SLOVENYA	0	0	0	0	0	0	0	0	0	0	0	0	0	0	0	0	0	0	0	0	0	0	0	0	
AB (YENİ ÜYELER)	0	0	0	0	0	0	0	0	0	0	0	2	89.989	0	0	0	0	0	0	0	0	0	0	0	
AB + EFTA TOPLAMI	3	440.031	2	47.487	20	800.085	125	3.702.186	83	2.683.518	140	4.414.485	684	22.105.226	790	21.194.052	2.815	69.557.936	4.399	122.917.005	4.559	125.290.952	4.052	107.262.887	
RUSYA	0	0	0	0	0	0	0	0	0	0	0	0	0	0	0	0	0	0	0	0	0	0	0	0	
D.AVRUPA TOPLAMI	0	0	0	0	0	0	0	0	0	0	0	0	0	0	0	0	0	0	0	0	0	0	0	0	
GÜNEY KÖRE	0	0	0	0	0	0	0	0	0	0	0	0	0	0	0	0	0	0	0	0	0	0	0	0	
JAPONYA	0	0	0	0	0	0	0	0	0	0	0	0	0	0	0	0	0	0	0	0	0	0	0	0	
Ü.DOGU TOPLAMI	0	0	0	0	0	0	0	0	0	0	0	0	0	0	0	0	0	0	0	0	0	0	0	0	
ABD	0	0	0	0	0	0	0	0	0	0	0	0	0	0	0	0	0	0	0	0	0	1	52.000	0	0
KANADA	0	0	0	0	0	0	0	0	0	0	0	0	0	0	0	0	0	0	0	0	0	0	0	0	
MEKSIKA	0	0	0	0	0	0	0	0	0	0	0	0	0	0	0	0	0	0	0	0	0	0	0	0	
K.AMERİKA TOPLAMI	0	0	0	0	0	0	0	0	0	0	0	0	0	0	0	0	0	0	0	0	1	52.000	0	0	
GENEL TOPLAM	3	440.031	2	47.487	20	800.085	125	3.702.186	83	2.683.518	140	4.414.485	684	22.105.226	790	21.194.052	2.815	69.557.936	4.399	122.917.005	4.560	125.342.952	4.052	107.262.887	

GTİP NO:

8702.10.11.12.00 > 2500 cc Dizel

8702.10.91.12.00 < 2500 cc Dizel

8702.90.11.12.00 > 2800 cc Benzin

8702.90.31.12.00 < 2800 cc Benzin

Kamyonet İthalatı I

Ülkeler	1992		1993		1994		1995		1996		1997		1998		1999		2000		2001		
	Adet	\$	Adet	\$	Adet	\$	Adet	\$	Adet	\$	Adet	\$	Adet	\$	Adet	\$	Adet	\$	Adet	\$	
ALMANYA	24	1.280.624	3	38.937	44	298.531	203	2.447.814	1.949	24.489.666	7.501	104.957.934	8.490	107.802.576	7.319	88.287.865	18.902	207.046.862	3.285	37.650.956	
AVUSTURYA	0	0	0	0	0	0	0	0	0	0	9	343.623	10	315.061	0	0	0	0	0	0	
BELÇİKA	0	0	0	0	2	16.783	27	250.638	21	321.568	22	1.679.040	14	134.910	517	3.765.165	3.811	23.653.477	5	36.657	
FINLANDIYA	0	0	0	0	0	0	0	0	0	0	0	0	0	0	0	0	0	0	0	0	
FRANSA	41	321.688	404	2.783.516	495	3.357.608	213	1.754.002	1.133	9.742.948	7.487	59.775.542	7.566	64.673.110	6.397	56.279.098	14.091	104.995.807	4.859	38.428.521	
HOLLANDA	60	410.264	0	0	0	0	0	0	0	0	0	0	0	1	12.100	0	0	0	0	0	
İNGİLTERE	28	294.943	889	8.835.930	108	1.011.508	0	0	0	0	105	1.531.848	22	227.044	26	282.886	72	328.556	2	25.000	
İSPANYA	162	704.798	533	2.292.587	78	690.846	140	1.309.173	1.058	10.254.540	4.165	41.063.255	2.974	25.598.187	1.824	14.962.082	6.034	50.897.166	1.718	12.892.795	
İSVEÇ	0	0	0	0	0	0	15	1.442.859	15	222.126	257	15.304.258	0	0	0	0	0	0	0	0	
İSVİÇRE	0	0	0	0	0	0	0	0	0	0	0	0	10	468.744	0	0	0	0	0	0	
İTALYA	62	173.421	401	850.252	53	135.066	272	4.087.400	930	11.159.791	2.049	25.089.619	2.220	25.290.427	1.297	13.575.249	5.713	57.118.176	672	6.902.198	
NORVEÇ	0	0	0	0	0	0	0	0	0	0	0	0	0	0	0	0	0	0	0	0	
DANİMARKA	0	0	0	0	0	0	0	0	0	0	0	0	0	0	0	0	0	0	8	83.381	
PORTEKİZ	0	0	0	0	0	0	0	0	15	99.825	0	0	0	0	14	113.746	0	0	5	38.898	
YUNANİSTAN	0	0	0	0	0	0	0	0	0	0	0	0	0	0	0	0	0	0	0	0	
AB (15 ÜLKE) + EFTA	377	3.185.738	2.230	14.801.222	780	5.510.342	870	11.291.886	5.121	56.290.464	21.670	254.526.506	21.306	224.510.059	17.395	177.278.191	48.623	444.040.044	10.554	96.058.406	
ÇEK CUMHURİYETİ	1.374	4.848.299	4.006	13.202.491	812	2.790.082	1.490	6.845.613	2.683	12.079.516	3.765	16.497.585	2.501	10.485.397	23	147.756	2.035	7.827.205	107	517.961	
MACARİSTAN	0	0	0	0	0	0	0	0	0	0	0	0	0	0	0	0	0	0	0	0	
POLONYA	0	0	0	0	0	0	0	0	0	0	0	0	0	0	0	762	4.246.823	283	1.610.019	0	0
SLOVENYA	0	0	0	0	0	0	0	0	0	0	0	0	0	0	0	0	0	0	0	0	
SLOVAKYA	0	0	0	0	0	0	0	0	0	0	0	0	0	0	0	0	0	0	4	37.700	
AB (YENİ ÜYELER)	1.374	4.848.299	4.006	13.202.491	812	2.790.082	1.490	6.845.613	2.683	12.079.516	3.765	16.497.585	2.501	10.485.397	23	147.756	2.797	12.074.028	394	2.165.680	
AB + EFTA TOPLAMI	1.751	8.034.037	6.236	28.003.713	1.592	8.300.424	2.360	18.137.499	7.804	68.369.980	25.435	271.024.091	23.807	234.995.456	17.418	177.425.947	51.420	456.114.072	10.948	98.224.086	
BULGARİSTAN	0	0	0	0	0	0	0	0	0	0	1	8.000	0	0	0	0	0	0	0	0	
ROMANYA	54	183.077	386	1.368.481	20	68.996	29	99.586	95	349.100	0	0	29	122.491	0	941	3.219.775	0	0	0	
RUSYA	982	2.562.785	165	368.075	0	0	213	1.738.002	0	0	0	0	0	0	0	7	18.821	0	0	0	
D.AVRUPA TOPLAMI	1.036	2.745.862	551	1.736.556	20	68.996	242	1.837.588	95	349.100	1	8.000	29	122.491	0	948	3.238.596	0	0	0	
GÜNEY KORE	1.667	9.800.855	12.464	88.785.857	2.599	18.350.053	6.439	54.224.327	13.102	99.132.254	9.372	67.050.522	8.060	53.783.755	5.180	32.991.235	9.663	62.861.974	1.879	12.964.406	
TAYLAND	0	0	0	0	0	0	0	0	0	0	0	0	0	0	0	0	0	0	0	0	
JAPONYA	8.811	70.369.096	13.933	120.933.333	3.676	34.316.711	2.450	23.254.377	10.078	82.905.195	18.173	138.966.519	28.538	222.826.463	10.603	104.225.277	12.183	120.846.186	0	0	
MALEZYA	0	0	0	0	0	0	0	0	0	0	0	0	0	0	0	0	0	0	0	0	
ÇİN	0	0	0	0	0	0	0	0	0	0	0	0	0	0	0	0	0	0	0	0	
HİNDİSTAN	0	0	0	0	0	0	0	0	0	0	0	0	0	0	0	0	0	0	4.063	42.658.346	
ASYA VE U.DOĞU	10.478	80.169.951	26.397	209.719.190	6.275	52.666.764	8.889	77.478.704	23.180	182.037.449	27.545	206.017.041	36.598	276.610.218	15.783	137.216.512	21.846	183.708.160	5.942	55.622.752	
ABD	4	21.594	8	68.031	3	45.861	5	91.037	14	322.609	26	825.457	3	70.343	0	109	627.259	2	58.050	0	0
KANADA	0	0	0	0	0	0	1	873.330	0	0	0	0	0	0	0	2	25.688	0	0	0	0
HİNDİSTAN	0	0	0	0	0	0	0	0	0	0	0	0	0	0	0	0	0	0	0	0	0
MEKSİKA	0	0	0	0	0	0	0	0	0	0	0	0	0	0	0	0	0	0	0	0	0
K.AMERİKA TOPLAM	4	21.594	8	68.031	3	45.861	6	964.367	14	322.609	26	825.457	3	70.343	0	111	652.947	2	58.050	0	0
GENEL TOPLAM	13.269	90.971.444	33.192	239.527.490	7.890	61.082.045	11.497	98.418.158	31.093	251.079.138	53.007	477.874.589	60.437	511.798.508	33.201	314.642.459	74.325	643.713.775	16.892	153.904.888	

GTİP NO:

8704.21.31.00.00 < 5 Ton < 2500 Dizel

8704.21.91.00.00 < 5 Ton < 2500 Dizel

8704.31.31.00.00 < 5 Ton < 2800 cc Benzin

8704.31.91.00.00 < 5 Ton < 2800 cc Benzin

Kamyon İthalatı I

Ülkeler	1992		1993		1994		1995		1996		1997		1998		1999		2000		2001	
	Adet	\$	Adet	\$	Adet	\$	Adet	\$	Adet	\$	Adet	\$	Adet	\$	Adet	\$	Adet	\$	Adet	\$
ALMANYA	5	347.723	19	1.233.158	10	738.362	8	658.573	310	19.007.020	946	16.106.018	364	10.844.870	183	8.902.212	1.012	27.841.614	162	9.134.840
AVUSTURYA	0	0	0	0	0	0	1	98.038	57	2.372.388	0	0	5	420.294	5	228.078	84	1.878.205	33	699.666
BELÇİKA	0	0	0	0	0	0	4	390.863	5	421.539	0	0	0	63	749.810	0	0	0	2	94.108
FINLANDIYA	0	0	0	0	0	0	0	0	0	0	0	0	0	0	0	0	0	0	0	0
FRANSA	7	215.520	0	0	47	546.548	20	1.884.815	35	2.791.319	7	87.439	243	3.388.762	273	3.149.055	509	13.236.878	52	1.232.702
HOLLANDA	0	0	0	0	1	73.329	0	0	21	1.821.761	0	0	28	1.674.299	32	1.984.262	423	18.049.013	109	4.645.165
İNGİLTERE	0	0	0	0	1	56.203	0	0	10	509.058	1	20.182	0	0	0	0	17	1.425.000	1	35.528
İSPANYA	0	0	0	0	0	0	42	2.993.003	165	11.021.777	25	450.209	97	5.946.761	225	4.315.837	59	2.996.859	25	1.106.675
İSVEÇ	80	6.055.404	94	5.413.472	108	65	6.419.139	142	9.807.830	0	0	133	8.325.197	48	2.899.063	113	6.021.482	18	997.811	
İSVİÇRE	0	0	4	220.868	4	249.083	0	0	0	0	0	50	2.900.291	0	0	3	159.635	0	0	
İTALYA	5	329.880	1	33.715	4	126.557	2	124.076	50	3.584.930	584	8.808.640	35	1.856.111	42	758.874	5	163.770	0	0
NORVEC	0	0	1	320.780	0	0	0	0	0	0	0	0	0	0	0	0	0	0	0	0
PORTEKİZ	0	0	0	0	0	0	0	0	0	0	0	0	0	0	0	0	0	0	0	0
YUNANISTAN	0	0	0	0	0	0	0	0	0	0	0	0	0	0	0	0	0	0	0	0
AB (15 ÜLKE)+ EFTA	97	6.948.527	119	7.221.993	175	1.790.082	142	12.568.507	795	51.337.622	1.563	25.472.488	955	35.356.585	871	22.987.191	2.225	71.772.456	402	17.946.495
CEK CUMHURİYETİ	17	393.183	222	3.558.528	78	1.277.911	2	43.419	0	0	0	0	0	1.466	5.943.135	0	0	0	0	
MACARISTAN	0	0	0	0	0	0	0	0	0	0	0	0	0	0	0	0	0	0	0	
POLONYA	0	0	0	0	0	0	0	0	0	0	0	0	0	0	0	0	0	0	0	
SLOVENYA	0	0	0	0	0	0	0	0	0	0	0	0	0	0	0	0	0	0	0	
AB (YENİ ÜVELER)	17	393.183	222	3.558.528	78	1.277.911	2	43.419	0	0	0	0	0	1.466	5.943.135	0	0	0	0	
AB + EFTA TOPLAMI	114	7.341.710	341	10.780.521	253	3.067.993	144	12.611.926	795	51.337.622	1.563	25.472.488	955	35.356.585	2.337	28.930.326	2.225	71.772.456	402	17.946.495
BULGARISTAN	0	0	0	0	0	0	0	0	0	0	0	0	0	0	0	0	0	0	0	
ROMANYA	7	52.983	0	0	2	22.986	0	0	3	110.100	0	0	29	122.491	95	339.554	0	0	0	
RUSYA	0	0	6	83.012	2	27.375	0	0	1	19.001	1	19.314	0	0	2	12.220	96	1.081.353	0	0
D.AVRUPA TOPLAMI	7	52.983	6	83.012	4	50.361	0	4	129.101	1	19.314	29	122.491	97	351.774	96	1.081.353	0	0	
GÜNEY KÖRE	141	1.377.287	1.339	13.864.796	0	0	68	898.697	138	1.405.909	1.289	67.889.058	143	1.451.745	208	892.216	212	3.580.297	6	120.590
JAPONYA	3	45.047	0	0	5	54.643	1	704.546	101	1.674.587	491	4.764.828	1.184	24.587.976	426	4.681.635	0	0	1	33.147
Ü. DOĞU TOPLAMI	144	1.422.334	1.339	13.864.796	5	54.643	69	1.603.243	239	3.080.496	1.780	72.653.886	1.327	26.039.721	634	5.573.851	212	3.580.297	7	153.737
ABD	0	0	4	342.808	5	87.706	0	0	1	172.981	59	477.067	383	26.644.954	2	25.050	33	1.990.423	0	0
KANADA	0	0	0	0	0	0	0	0	0	0	0	21	931.194	0	0	0	0	1	33.147	
MEKSİKA	0	0	0	0	0	0	0	0	0	0	0	0	0	0	0	0	0	0	0	
K.AMERİKA TOPLAMI	0	0	4	342.808	5	87.706	0	0	1	172.981	59	477.067	404	27.576.148	2	25.050	33	1.990.423	0	0
BREZİLYA	0	0	0	0	0	0	0	0	0	0	0	0	0	0	0	0	0	0	0	
GENEL TOPLAM	265	8.817.027	1.690	25.071.137	267	3.260.703	213	14.215.169	1.039	54.720.200	3.403	98.622.755	2.715	89.094.945	3.070	34.881.001	2.566	78.424.529	409	18.100.232

Kamyon İthalatı II

Ülkeler	2002		2003		2004		2005		2006		2007		2008		2009		2010		2011		2012		2013	
	Adet	Ş	Adet	Ş	Adet	Ş	Adet	Ş	Adet	Ş	Adet	Ş	Adet	Ş	Adet	Ş	Adet	Ş	Adet	Ş	Adet	Ş	Adet	Ş
ALMANYA	705	38.646.398	1.610	105.663.005	2.564	189.407.695	3.277	227.721.370	3.159	231.706.512	2.304	195.783.809	2.033	187.304.544	363	33.672.891	2.929	240.806.232	5.878	515.518.856	3.546	288.777.434	2.380	182.459.326
AVUSTURYA	93	3.049.134	575	24.230.047	499	18.097.811	621	25.182.622	515	23.775.926	452	21.745.848	317	15.364.695	2	651.811	423	22.542.371	602	32.621.270	486	27.756.651	204	10.779.867
BELÇİKA	221	15.291.128	262	21.291.524	538	47.483.294	648	54.303.612	668	62.552.262	631	61.931.973	494	51.342.662	152	14.500.591	753	68.270.410	1.015	97.227.152	476	43.652.204	520	49.377.371
FINLANDIYA	2	150.892	0	0	0	0	1	266.284	0	0	0	0	0	0	0	0	3	760.502	2	428.433	3	532.061	1	345.262
FRANSA	509	22.061.250	1.059	60.134.130	1.751	105.553.022	1.759	106.223.875	1.939	128.120.128	1.712	124.805.700	1.458	116.248.081	123	9.893.851	789	60.809.443	798	67.306.169	815	61.830.377	154	11.191.337
HOLLANDA	442	28.460.355	2.078	151.041.706	2.460	191.572.316	2.328	184.109.516	2.221	179.923.458	2.357	210.100.809	1.457	140.414.524	638	58.123.159	3.214	256.117.478	4.148	365.055.514	2.462	210.842.381	2.398	204.471.190
İNGİLTERE	0	0	1	33.900	2	140.124	10	442.006	0	0	0	0	0	0	0	0	0	0	0	0	1	114.773	0	0
İSPANYA	78	830.694	98	6.829.421	253	17.357.287	125	9.034.294	164	12.520.718	209	19.436.215	233	21.498.078	15	1.351.661	83	9.156.917	114	10.947.247	291	12.726.705	792	44.233.293
İSVEÇ	169	11.498.595	592	48.180.120	775	68.948.328	228	20.203.869	239	22.313.690	209	21.537.351	260	29.696.346	91	9.989.523	203	18.277.904	274	28.251.978	199	20.546.171	124	14.865.118
İSVİÇRE	3	179.731	0	0	6	565.147	9	669.428	0	0	0	0	0	0	0	0	0	0	0	0	0	0	0	0
İTALYA	3	107.600	27	1.126.277	17	493.830	20	1.031.522	27	1.024.753	13	485.263	296	10.623.312	3	649.791	625	18.512.447	2.351	76.267.299	2.415	79.372.688	2.180	72.775.472
NORVEÇ	0	0	0	0	0	0	0	0	0	0	0	0	0	0	0	0	0	0	0	0	0	0	0	0
PORTEKİZ	0	0	0	0	0	0	0	0	0	0	0	0	2	54.707	0	0	0	0	0	0	0	0	0	0
YUNANİSTAN	0	0	0	0	0	0	0	0	0	17	794.423	0	0	0	0	1	55.851	0	0	0	0	0	0	0
AB (15 ÜLKE)+ EFTA	2.225	120.275.777	6.302	418.530.130	8.865	639.618.854	9.026	629.188.398	8.932	661.937.447	7.904	656.621.391	6.550	572.546.949	1.387	128.833.278	9.023	695.309.555	15.182	1.193.623.918	10.694	746.151.445	8.753	590.498.236
ÇEK CUMHURİYETİ	0	0	0	0	0	0	0	0	0	0	0	0	0	0	0	0	0	3	67.223	18	412.184	0	0	
MACARİSTAN	0	0	0	0	0	0	0	0	1	27.707	0	0	0	0	0	4	380.120	0	0	0	0	0	0	
POLONYA	1	16.750	0	0	0	0	0	0	0	104	7.947.451	419	35.173.249	81	6.849.582	166	12.713.728	380	33.065.293	92	7.744.857	640	55.406.004	
LİTVANYA	0	0	0	0	0	0	0	0	2	164.044	0	0	0	0	0	0	0	0	0	0	0	0	0	
BULGARİSTAN	0	0	0	0	0	0	0	0	0	0	1	59.725	1	45.309	0	12	938.851	0	0	0	0	0	0	
ROMANYA	0	0	164	938.925	0	0	0	0	0	0	0	1	86.120	0	3	209.207	0	0	0	0	0	1	102.818	
SLOVENYA	0	0	0	0	0	0	0	0	0	0	0	0	0	0	0	0	0	0	0	0	0	0	0	
AB (YENİ ÜYELER)	1	16.750	164	938.925	0	0	0	0	3	191.751	105	8.007.176	421	35.304.678	81	6.849.582	185	14.241.906	383	33.132.516	110	8.157.041	641	55.508.822
AB + EFTA TOPLAMI	2.226	120.292.527	6.466	419.469.055	8.865	639.618.854	9.026	629.188.398	8.935	662.129.198	8.009	664.628.567	6.971	607.851.627	1.468	135.682.860	9.208	709.551.461	15.565	1.226.756.434	10.804	754.308.486	9.394	646.007.058
RUSYA	0	0	0	1	34.580	17	448.370	1	27.707	0	0	2	142.000	0	0	0	0	0	0	4	353.101	23	2.566.871	
D.AVRUPA TOPLAMI	0	0	0	0	1	34.580	17	448.370	1	27.707	0	2	142.000	0	0	0	0	0	4	353.101	23	2.566.871		
GÜNEY KORE	0	0	0	0	0	2	95.667	1	10.795	7	248.736	4	205.272	0	22	454.112	41	1.578.441	43	1.494.543	17	441.147		
ÇİN	0	0	0	0	0	0	0	0	0	0	0	3	64.085	0	2	25.495	12	410.839	1	51.170	17	298.132		
HİNDİSTAN	0	0	0	0	0	0	0	1	12.360	0	0	0	0	0	0	33	410.194	7	147.700	0	0			
JAPONYA	3	51.370	0	0	0	8	159.851	12	292.333	137	3.711.598	182	6.237.357	1	88.000	131	5.201.704	271	8.791.464	144	5.040.212	134	3.589.996	
ASYA VE ÜDOĞU TOPLAMI	3	51.370	0	0	0	10	255.518	14	315.488	144	3.960.334	189	6.506.714	1	88.000	155	5.681.311	357	11.190.938	195	6.733.625	168	4.329.275	
ABD	5	263.939	0	0	10	288.661	0	0	5	152.410	2	202.088	2	103.085	0	2	159.000	1	122.600	1	20.300	0	0	
KANADA	0	0	0	0	0	0	0	1	943.570	0	0	0	0	0	0	0	0	0	0	0	0	0	0	
MEKSİKA	0	0	0	0	0	0	0	0	0	0	0	0	0	0	0	0	0	0	0	0	0	0	0	
K.AMERİKA TOPLAMI	5	263.939	0	0	10	288.661	0	0	6	1.095.980	2	202.088	2	103.085	0	2	159.000	1	122.600	1	20.300	0	0	
CEZAYİR	0	0	0	0	0	0	0	0	1	63.789	0	0	0	0	0	0	0	0	0	0	0	0	0	
İRAN	0	0	0	0	0	0	0	2	61.474	0	0	0	3	70.340	0	0	0	0	0	0	0	1	64.155	
İSRAIL	0	0	0	0	0	0	0	14	1.743.592	8	635.694	1	50.879	0	10	1.540.000	0	0	0	0	0	1	76.536	
ULRAYNA	0	0	0	0	0	0	0	0	0	0	0	0	0	0	43	2.780.710	0	0	0	0	0	0	0	
BREZİLYA	0	0	0	0	0	435	2.819.804	1.098	76.366.670	902	67.593.382	1.387	115.927.760	0	0	0	0	0	0	0	0	0	0	0
AZERBEYCAN	0	0	0	0	0	0	0	0	0	0	0	0	0	0	0	0	0	0	0	4	392.847	0	0	
BAE	0	0	0	0	0	0	0	0	0	0	0	0	0	0	0	0	0	0	0	5	405.006	0	0	
İRAK	0	0	0	0	0	0	0	0	0	0	0	0	0	0	0	0	0	0	0	1	169.500	0	0	
FAS																						23	1.508.795	
GENEL TOPLAM	2.234	120.607.836	6.466	419.469.055	8.876	639.942.095	9.488	632.712.090	10.072	741.816.258	9.065	737.020.065	8.552	730.582.065	1.472	135.841.200	9.375	716.931.772	15.956	1.238.480.166	11.021	762.530.565	9.610	654.552.690

GüTİP NO:

8704.23.91.00.00 > 20Ton
8704.22.91.00.00 > 5 Ton < 20 Ton
8704.32.91.00.00 > 5Ton
8701.20.10.00.00 Çekiciler

Otobüs İthalatı I

Ülkeler	1992		1993		1994		1995		1996		1997		1998		1999		2000		2001	
	Adet	\$	Adet	\$	Adet	\$	Adet	\$	Adet	\$	Adet	\$	Adet	\$	Adet	\$	Adet	\$	Adet	\$
ALMANYA	74	22.136.077	49	15.075.972	9	2.083.011	7	2.273.160	53	17.530.756	116	30.912.401	97	23.681.755	63	12.408.261	270	29.364.652	109	9.978.744
AVUSTURYA	0	0	0	0	0	0	0	0	0	0	0	0	0	0	0	0	0	0	0	0
BELÇİKA	22	2.656.466	16	4.170.855	0	0	0	0	4	1.435.756	1	2.274.734	2	454.926	3	684.875	14	2.735.004	4	743.195
FINLANDIYA	0	0	0	0	0	0	0	0	0	0	0	0	0	0	0	0	0	0	0	0
FRANSA	0	0	0	0	0	0	0	0	0	0	4	573.756	0	0	0	0	0	0	0	0
HOLLANDA	5	35.728	3	1.018.490	13	4.061.133	1	293.034	6	1.639.508	0	0	0	0	0	0	0	0	0	0
İNGİLTERE	0	0	0	0	0	0	0	0	0	0	2	60.256	0	0	0	0	0	0	1	180.824
İSPANYA	1	270.000	10	2.239.842	0	0	0	0	0	0	0	0	1	190.298	0	0	16	2.860.618	2	484.211
İSVEÇ	0	0	34	4.230.905	4	437.139	0	0	0	0	0	0	0	0	0	0	26	3.044.688	0	0
İSVİÇRE	0	0	0	0	0	0	0	0	0	0	3	844.404	0	0	0	0	0	0	0	0
İTALYA	0	0	11	1.446.377	0	0	0	0	3	93.858	0	0	0	0	1	43.887	0	0	1	103.420
NORVEÇ	0	0	0	0	0	0	0	0	0	0	0	0	0	0	0	0	0	0	0	0
PORTEKİZ	3	319.323	3	797.846	0	0	29	9.388.546	0	0	0	0	13	3.345.611	2	482.433	0	0	1	213.025
YUNANİSTAN	4	364.881	0	0	0	0	0	0	0	0	0	0	0	0	0	0	0	0	0	0
AB (15 ÜLKE) + EFTA	109	25.782.475	126	28.980.287	26	6.581.283	37	11.954.740	66	20.699.878	126	34.665.551	113	27.672.590	69	13.619.456	326	38.004.962	118	11.703.419
ÇEK CUMHURİYETİ	0	0	0	0	0	0	0	0	0	0	0	0	0	0	0	0	0	0	0	0
MACARİSTAN	365	23.261.491	137	9.353.650	0	0	0	0	0	0	0	0	0	1	64.200	0	0	0	0	0
POLONYA	0	0	0	0	0	0	0	0	0	0	0	0	0	0	0	0	0	0	0	0
SLOVENYA	0	0	0	0	0	0	0	0	0	0	0	0	0	0	0	0	0	0	0	0
AB (YENİ ÜYELER)	365	23.261.491	137	9.353.650	0	0	0	0	0	0	0	0	0	1	64.200	0	0	0	1	9.300
AB + EFTA TOPLAMI	474	49.043.966	263	38.333.937	26	6.581.283	37	11.954.740	66	20.699.878	126	34.665.551	113	27.672.590	70	13.683.656	326	38.004.962	119	11.712.719
BULGARİSTAN	0	0	0	0	0	0	0	0	0	0	0	0	1	23.600	0	0	0	0	0	0
ROMANYA	0	0	0	0	0	0	0	0	0	0	0	0	0	0	0	0	0	0	0	0
RUSYA	0	0	0	0	0	0	0	0	0	0	5	522.486	1	95.263	2	321.136	0	0	0	0
D. AVRUPA TOPLAMI	0	0	0	0	0	0	0	0	0	0	5	522.486	2	118.863	2	321.136	0	0	0	0
GÜNEY KORE	0	0	0	0	0	0	0	0	0	0	0	0	11	480.100	55	2.772.463	157	7.908.328	1	254.395
JAPONYA	0	0	0	0	0	0	1	96.667	0	0	2	187.376	0	0	6	1.015.952	1	135.227	0	0
U. DOĞU TOPLAMI	0	0	0	0	0	0	1	96.667	0	0	2	187.376	11	480.100	61	3.788.415	158	8.043.555	1	254.395
ABD	0	0	0	0	1	4.912	0	0	0	0	0	0	0	0	0	0	0	0	0	0
KANADA	0	0	0	0	0	0	0	0	0	0	0	0	0	0	0	0	0	0	0	0
MEKSİKA	0	0	0	0	0	0	0	0	0	0	0	0	0	0	0	0	0	0	0	0
K. AMERİKA TOPLAMI	0	0	0	0	1	4.912	0	0	0	0	0	0	0	0	0	0	0	0	0	0
GENEL TOPLAM	474	49.043.966	263	38.333.937	27	6.586.195	38	12.051.407	66	20.699.878	133	35.375.413	126	28.271.553	133	17.793.207	484	46.048.517	120	11.967.114

GTİP NO:

8702.10.11.11.00 > 2500 cc Dizel

8702.10.91.11.00 < 2500 cc Dizel

8702.90.11.11.00 > 2800 cc Benzin

8702.90.31.11.00 < 2800 cc Benzin

Otobüs İthalatı II

Ülkeler	2002		2003		2004		2005		2006		2007		2008		2009		2010		2011		2012		2013	
	Adet	\$	Adet	\$	Adet	\$	Adet	\$	Adet	\$	Adet	\$	Adet	\$	Adet	\$	Adet	\$	Adet	\$	Adet	\$	Adet	\$
ALMANYA	164	10.451.596	240	26.038.643	201	44.735.067	72	27.809.288	557	171.003.004	178	69.338.279	286	144.609.104	162	78.766.817	0	0	257	80.617.087	30	8.922.052	53	14.077.207
AVUSTURYA	0	0	0	0	0	0	0	0	0	0	0	0	0	0	0	0	0	0	0	0	0	0	0	0
BELÇİKA	1	117.107	0	0	0	0	0	0	3	585.618	0	0	0	0	0	0	0	0	0	0	1	219.891	0	0
FINLANDIYA	0	0	0	0	0	0	0	0	0	0	0	0	0	0	0	0	0	0	0	0	0	0	0	0
FRANSA	0	0	0	0	0	0	0	0	0	0	1	206.497	0	0	3	415.083	0	0	0	0	0	0	1	147.089
HOLLANDA	0	0	0	0	0	0	0	0	0	0	0	0	16	32.523.949	34	64.753.697	0	0	0	0	0	0	0	0
İNGİLTERE	1	65.166	0	0	0	0	0	0	0	0	1	68.782	4	421.234	0	0	0	0	0	0	0	0	0	0
İSPANYA	0	0	3	890.764	0	0	0	0	0	0	0	0	0	0	0	0	0	0	0	0	0	0	10	3.637.620
İSVEÇ	0	0	0	0	0	0	0	0	0	0	0	0	0	0	0	0	0	0	0	0	0	0	0	0
İSVİÇRE	0	0	0	0	0	0	0	0	0	0	0	0	0	0	0	0	0	1	77.714	0	0	0	0	0
İTALYA	0	0	0	0	1	54.755	3	128.715	0	0	0	0	0	0	35	10.992.225	11	4.150.730	1	189.902	0	0	0	0
NORVEÇ	0	0	0	0	0	0	0	0	0	0	0	0	0	0	0	0	0	0	0	0	0	0	0	0
PORTEKİZ	0	0	0	0	0	0	0	0	3	1.175.939	0	0	1	471.880	0	0	0	0	9	3.159.618	14	4.160.508	18	5.910.411
YUNANİSTAN	0	0	1	145.767	0	0	0	0	0	0	0	0	0	0	0	0	0	0	0	0	0	0	0	0
AB (15 ÜLKE) + EFTA	166	10.633.869	244	27.075.174	202	44.789.822	75	27.938.003	563	172.764.561	180	69.613.558	307	178.026.167	234	154.927.822	11	4.150.730	268	84.044.321	45	13.302.451	82	23.772.327
ÇEK CUMHURİYETİ	0	0	0	0	0	0	0	0	0	0	0	0	0	0	0	0	0	0	0	0	0	0	0	0
MACARİSTAN	3	60.000	0	0	0	0	0	0	8	2.755.240	47	16.819.275	0	0	0	0	0	0	0	0	65	4.983.225	0	0
POLONYA	0	0	0	0	0	0	0	0	0	0	0	0	1	169.868	2	518.412	0	0	0	0	0	0	0	0
BULGARİSTAN	0	0	0	0	0	0	0	0	0	0	0	0	1	188.106	0	0	0	0	0	0	0	0	0	0
ROMANYA	2	288.235	0	0	0	0	0	0	1	0	0	0	0	1	176.063	0	0	0	0	0	0	0	0	0
SLOVENYA	0	0	0	0	1	150.636	0	0	0	0	0	0	0	0	0	0	0	0	0	0	0	0	0	0
AB (YENİ ÜYELER)	5	348.235	0	0	1	150.636	0	0	9	2.755.240	47	16.819.275	2	357.974	3	694.475	0	0	0	0	65	4.983.225	0	0
AB + EFTA TOPLAMI	171	10.982.104	244	27.075.174	203	44.940.458	75	27.938.003	572	175.519.801	227	86.432.833	309	178.384.141	237	155.622.297	11	4.150.730	268	84.044.321	110	18.285.676	82	23.772.327
RUSYA	0	0	0	1	22.100	0	0	0	0	0	0	0	0	0	0	0	0	0	0	0	0	0	0	0
D.AVRUPA TOPLAMI	0	0	0	0	1	22.100	0	0	0	0	0	0	0	0	0	0	0	0	0	0	0	0	0	0
GÜNEY KÖRE	0	0	0	0	0	0	1	92.883	1	0	0	0	0	1	127.353	0	0	0	0	0	0	0	0	0
ÇİN	0	0	0	0	0	0	0	0	12	827.160	0	0	3	206.790	0	0	0	0	0	0	0	0	0	0
JAPONYA	0	0	0	1	98.530	0	0	0	0	0	0	0	0	0	0	0	0	0	0	0	0	0	0	0
U.DOĞU TOPLAMI	0	0	0	0	1	98.530	1	92.883	13	827.160	0	0	3	206.790	1	127.353	0	0	0	0	0	0	0	0
ABD	0	0	0	0	0	0	0	0	0	0	0	0	0	0	0	0	0	0	0	0	0	0	0	0
KANADA	0	0	0	0	0	0	0	0	0	0	0	0	0	0	0	0	0	0	0	0	0	0	0	0
MEKSİKA	0	0	0	0	0	0	0	0	0	0	0	0	0	0	0	0	0	0	0	0	0	0	0	0
K.AMERİKA TOPLAMI	0	0	0	0	0	0	0	0	0	0	1	211.681	0	0	0	0	0	0	0	0	0	0	0	0
İRAN	0	0	0	0	0	0	0	0	0	1	211.681	0	0	0	0	0	0	0	0	0	0	0	0	0
MAKEDONYA	0	0	0	0	0	0	0	0	0	0	0	0	0	0	0	0	0	0	0	0	304	28.714.020	10	1.219.174
MİSİR	0	0	0	0	0	0	0	0	0	0	0	0	0	0	0	0	0	0	0	0	6	1.219.877	0	0
TUNUS	0	0	0	0	0	0	0	0	0	0	0	0	0	0	0	0	0	0	0	0	1	111.551	0	0
GENEL TOPLAM	171	10.982.104	244	27.075.174	205	45.061.088	76	28.030.886	576	173.591.721	229	86.856.195	312	178.590.931	238	155.749.650	11	4.150.730	268	84.044.321	421	48.331.124	92	24.991.501

GTİP NO:

8702.10.11.11.00 > 2500 cc Dizel

8702.10.91.11.00 < 2500 cc Dizel

8702.90.11.11.00 > 2800 cc Benzin

8702.90.31.11.00 < 2800 cc Benzin

Traktör İthalatı I

Ülkeler	1992		1993		1994		1995		1996		1997		1998		1999		2000		2001	
	Adet	\$	Adet	\$	Adet	\$	Adet	\$	Adet	\$	Adet	\$	Adet	\$	Adet	\$	Adet	\$	Adet	\$
ALMANYA	46	2.936.073	35	637.128	13	1.496.635	39	2.610.879	6	313.187	20	317.453	14	405.765	9	248.351	158	2.137.883	0	0
AVUSTURYA	0	0	6	54.036	3	44.452	0	0	2	67.998	0	0	0	0	0	0	0	0	0	0
BELÇİKA	0	0	0	0	0	0	1	25.916	0	0	0	0	0	0	0	0	3	109.643	0	0
FINLANDIYA	0	0	0	0	0	0	0	0	4	147.268	27	733.099	27	1.331.938	39	1.570.093	11	262.188	0	0
FRANSA	0	0	0	0	0	0	0	0	28	1.319.608	31	926.121	33	665.775	0	0	0	0	2	30804
HOLLANDA	3	127.444	0	0	0	0	0	0	2	141.450	0	0	0	0	2	43.499	8	135.997	0	0
İNGİLTERE	31	762.008	47	876.667	12	214.667	311	3.112.189	692	13.736.547	551	12.378.238	358	8.251.672	120	2.924.507	65	1.829.331	8	293.737
İSPANYA	0	0	0	0	0	0	0	0	0	54	361.159	22	148.524	11	81.339	4	60.878	0	0	
İSVEÇ	3	217.579	0	0	0	0	0	0	9	756.151	0	0	0	0	0	4	139.664	0	0	
İSVİÇRE	0	0	0	0	0	0	0	0	42	488.818	0	0	0	0	0	0	0	0	0	0
İTALYA	6	1.670.878	70	1.449.731	51	697.857	129	2.205.482	1.051	18.866.318	1.512	25.442.434	1.385	25.105.120	604	9.601.229	706	9.829.168	101	1.305.485
NORVEÇ	2	10.147	0	0	0	0	0	0	0	0	0	0	0	0	0	0	0	0	0	0
PORTEKİZ	0	0	0	0	108	213.888	0	0	0	0	0	0	0	0	0	0	0	0	0	0
YUNANISTAN	0	0	0	0	0	0	0	0	0	0	0	0	0	0	0	0	0	0	0	0
AB (15 ÜLKE)+ EFTA	91	5.724.129	158	3.017.562	187	2.667.499	480	7.954.466	1.836	35.837.345	2.195	40.158.504	1.839	35.908.794	785	14.469.018	959	14.504.752	111	1.630.026
ÇEK CUMHURİYETİ	57	290.878	3	21.570	0	0	0	0	1	1.455	0	0	0	0	0	0	0	0	1	19.789
MACARISTAN	0	0	0	0	0	0	0	0	0	0	0	0	0	0	0	0	0	0	0	0
POLONYA	3	22.669	110	629.069	43	254.693	0	0	0	0	0	148	1.439.148	0	0	0	0	0	0	0
SLOVENYA	0	0	0	0	0	0	0	0	0	0	0	0	0	0	0	0	0	0	0	0
AB (YENİ ÜYELER)	60	313.547	113	650.639	43	254.693	0	0	1	1.455	0	148	1.439.148	0	0	0	0	0	1	19.789
AB + EFTA TOPLAMI	151	6.037.676	271	3.668.201	230	2.922.192	480	7.954.466	1.837	35.838.800	2.195	40.158.504	1.987	37.347.942	785	14.469.018	959	14.504.752	112	1.649.815
BULGARISTAN	43	202.927	131	605.730	0	0	0	0	0	0	0	0	0	0	0	1	2.934	0	0	0
ROMANYA	651	2.856.680	2.531	11.736.444	83	347.727	0	0	0	2	12.563	0	0	0	0	0	0	12	75.827	0
RUSYA	19	56.859	157	454.596	14	43.188	81	299.271	0	0	0	0	0	12	416.048	2	100.000	0	0	0
D.AVRUPA TOPLAMI	713	3.116.466	2.819	12.796.770	97	390.915	81	299.271	0	2	12.563	0	12	416.048	3	102.934	12	75.827	0	0
GÜNEY KORE	0	0	0	0	0	0	0	0	0	0	0	0	0	0	0	0	0	0	0	0
HİNDİSTAN	0	0	0	0	0	0	0	0	0	0	0	0	0	0	0	0	0	0	0	0
ÇİN	0	0	0	0	0	0	0	0	0	0	0	0	0	0	0	0	0	0	0	0
JAPONYA	6	45.039	1	2.988	22	329.138	0	0	0	0	0	0	0	0	0	0	0	0	0	0
U.DOĞU TOPLAMI	6	45.039	1	2.988	22	329.138	0	0	0	0	0	0	0	0	0	0	0	0	0	0
ABD	16	556.512	44	1.035.951	3	386.325	18	494.380	44	984.114	0	0	0	0	0	18	517.855	0	0	0
KANADA	0	0	0	0	0	0	0	0	0	0	0	0	0	4	139.433	2	57.823	0	0	0
MEKSİKA	0	0	0	0	0	0	0	0	0	0	0	0	0	1	13.030	0	0	0	0	0
K.AMERİKA TOPLAMI	16	556.512	44	1.035.951	3	386.325	18	494.380	44	984.114	0	0	0	5	152.463	20	575.678	0	0	0
GENEL TOPLAM	886	9.755.693	3.135	17.503.910	352	4.028.570	579	8.748.117	1.881	36.822.914	2.197	40.171.067	1.987	37.347.942	802	15.037.529	982	15.183.364	124	1.725.642

87.01.90.11.00.00
87.01.90.20.00.00
87.01.90.31.00.00
87.01.90.35.00.00
87.01.90.39.00.00
87.01.90.25.00.00

Traktör İthalatı II

Ülkeler	2002		2003		2004		2005		2006		2007		2008		2009		2010		2011		2012		2013		
	Adet	\$	Adet	\$	Adet	\$	Adet	\$	Adet	\$	Adet	\$	Adet	\$	Adet	\$	Adet	\$	Adet	\$	Adet	\$	Adet	\$	
ALMANYA	3	127.627	115	4.354.717	383	18.286.287	400	20.818.040	420	21.192.540	492	21.810.816	355	20.562.264	135	7.253.947	383	23.053.826	369	28.566.474	182	11.837.875	307	22.068.875	
AVUSTURYA	0	0	1	56.214	0	0	6	315.818	36	1.402.540	48	3.621.651	89	7.312.489	30	2.284.132	59	4.668.718	110	8.809.389	35	2.689.122	27	2.318.605	
BELÇİKA	0	0	0	0	1	21.821	2	79.630	2	106.990	0	0	0	0	0	0	0	0	0	0	0	0	0	0	
FINLANDIYA	36	1.478.789	22	619.435	405	11.330.474	252	9.693.303	342	12.305.296	11	595.214	20	1.173.602	2	107.280	10	657.124	60	3.668.482	99	5.603.895	15	1.373.043	
FRANSA	0	0	7	293.712	64	3.017.743	312	14.905.666	431	21.245.027	114	6.438.670	11	785.327	157	7.688.594	535	25.325.377	797	36.637.968	607	29.799.125	806	35.194.091	
HOLLANDA	1	15.891	0	0	1	30.417	0	0	0	0	0	0	0	1	19.314	4	61.526	3	61.485	0	0	0	0	0	
İNGİLTERE	34	1.226.983	22	1.004.330	369	17.013.058	192	10.096.355	572	31.586.785	334	20.864.813	170	12.539.331	60	4.521.088	190	13.361.044	253	18.184.461	107	7.440.373	127	9.495.992	
İSPANYA	0	0	0	0	14	141.238	6	57.899	17	260.694	4	54.488	37	686.845	7	194.518	15	200.305	13	701.492	0	0	0	0	0
İSVEÇ	0	0	8	75.324	0	0	0	0	0	0	0	0	0	0	0	0	0	0	0	0	0	0	0	0	
İSVİÇRE	0	0	0	0	0	0	0	0	0	0	0	0	1	83.779	0	0	0	0	0	0	0	0	0	0	
İTALYA	177	2.748.201	44.510	10.628.292	1.784	44.908.607	3.210	77.577.065	3.731	85.693.601	2.192	58.284.648	2.200	68.763.597	1.074	33.926.505	1.243	40.103.112	2.773	92.534.378	1.783	54.769.933	1.645	53.100.921	
NORVEÇ	0	0	0	0	0	0	0	0	0	0	0	0	0	0	0	0	0	0	0	0	0	0	0	0	
PORTEKİZ	0	0	0	0	0	0	0	0	0	0	0	0	0	0	0	0	0	0	0	0	0	0	0	0	
DANİMARKA	0	0	0	0	0	0	0	0	0	0	0	0	0	0	0	0	0	0	0	0	6	142.148	5	118.043	
YUNANİSTAN	0	0	0	0	0	0	0	0	0	0	0	0	0	0	0	0	0	0	0	0	0	0	0	0	
AB (15 ÜLKE)+ EFTA	251	5.597.491	44.685	17.032.024	3.021	94.749.645	4.380	133.543.776	5.551	173.793.473	3.195	111.670.300	2.883	111.907.234	1.466	55.995.378	2.439	107.431.032	4.378	189.164.129	2.819	112.282.471	2.932	123.669.570	
ÇEK CUMHURİYETİ	0	0	0	0	0	0	6	130.293	34	659.383	126	4.163.496	197	5.561.790	0	0	0	0	26	831.420	2	79.557	0	0	
MACARİSTAN	0	0	0	0	0	0	0	0	0	0	0	0	0	0	0	0	0	0	0	0	0	0	0	0	
POLONYA	0	0	0	0	0	0	0	0	0	0	0	0	3	86.947	5	97.733	6	153.334	943	19.483.892	0	0	0	0	0
BULGARİSTAN	0	0	0	0	0	0	0	0	1	22.917	0	0	1	52.962	0	0	0	0	0	0	0	0	0	0	
ROMANYA	0	0	9	34.956	4	18.532	2	33.403	1	15.258	0	0	0	0	0	0	0	0	0	0	0	0	0	0	
SLOVENYA	0	0	0	0	0	0	0	0	0	0	0	0	0	0	0	8	120.875	8	160.422	0	0	0	0	0	
AB (YENİ ÜYELER)	0	0	9	34.956	4	18.532	8	163.696	36	697.558	126	4.163.496	201	5.701.699	5	97.733	14	274.209	977	20.475.734	2	79.557	0	0	
AB + EFTA TOPLAMI	251	5.597.491	44.694	17.066.980	3.025	94.768.177	4.388	133.707.472	5.587	174.491.031	3.321	115.833.796	3.084	117.608.933	1.471	56.093.111	2.453	107.705.241	5.355	209.639.863	2.821	112.362.028	2.932	123.669.570	
RUSYA	0	0	0	0	0	0	0	0	0	0	0	0	0	0	0	0	0	0	0	0	0	0	0	0	
D.AVRUPA TOPLAMI	0	0	0	0	0	0	0	0	0	0	0	0	0	0	0	0	0	0	0	0	0	0	0	0	
GÜNEY KORE	0	0	0	0	458	4.453.055	78	787.296	0	117	1.819.662	710	9.442.601	451	5.926.295	1.048	16.429.894	1.489	25.057.431	1.432	24.074.544	868	12.836.443	0	0
ÇİN	0	0	0	0	0	0	0	0	16	142.354	6	47.680	53	406.146	75	521.064	0	784	6.603.755	444	4.857.146	0	0	0	0
HİNDİSTAN	0	0	0	0	280	4.355.842	693	11.429.112	825	13.904.413	958	15.153.293	648	10.440.613	1.173	14.970.917	4.100	51.289.044	6.654	79.738.150	5.203	65.187.868	5.951	72.844.534	
MALEZYA	0	0	0	0	0	0	0	0	0	0	0	0	0	245	6.386.627	0	0	0	0	0	0	0	0	0	
İRAN	0	0	0	0	0	0	0	0	5	64.608	0	0	0	0	1	22.207	0	0	0	0	0	0	0	0	
İRAK	0	0	0	0	0	0	0	0	0	0	0	0	0	0	0	4	74.551	9	199.255	0	0	0	0	0	
JAPONYA	0	0	0	0	32	320.660	0	0	0	0	0	0	143	2.346.567	313	4.652.443	446	3.693.305	563	9.223.293	419	7.326.933	681	10.888.651	
ASYA VE U.DOĞU TOPLAMI	0	0	0	0	770	9.129.557	771	12.216.408	846	14.111.375	1.081	17.020.635	1.554	22.635.927	2.258	32.479.553	5.598	71.486.794	9.499	120.821.884	7.498	101.446.491	7.500	96.569.628	
ABD	0	0	1	69.369	4	360.735	6	492.560	22	1.131.914	16	1.071.557	4.844	230.533.984	55	1.221.784	151	5.687.033	0	873	28.645.992	323	12.492.007	0	0
KANADA	0	0	0	0	0	0	0	0	0	0	0	0	0	0	0	1	460.665	0	0	0	0	0	0	0	
MEKSİKA	0	0	129	2.186.382	388	8.901.121	784	17.160.235	617	15.569.706	492	12.424.100	732	18.306.025	0	499	13.152.825	377	10.193.778	493	14.072.088	255	6.049.233		
K.AMERİKA TOPLAMI	0	0	130	2.255.751	392	9.261.856	790	17.652.795	639	16.701.620	508	13.495.657	5.576	248.840.009	55	1.221.784	651	19.300.523	377	10.193.778	1.366	42.718.080	578	18.541.240	
CEZAYİR	0	0	0	0	0	0	0	0	0	0	0	0	1	20.407	0	0	0	0	0	0	0	0	0	0	
GENEL TOPLAM	251	5.597.491	44.824	19.322.731	4.467	117.515.432	6.642	175.005.787	7.897	219.208.439	5.868	161.503.381	10.863	399.545.889	4.957	104.765.365	12.802	249.781.602	21.885	420.393.675	16.888	321.714.467	16.961	311.624.972	

GTİP NO:

87.01.90.11.00.00
87.01.90.20.00.00
87.01.90.31.00.00
87.01.90.35.00.00
87.01.90.39.00.00
87.01.90.25.00.00

Bölüm IV. 1992/2013 Yılları Dış Ticaret Dengesi

**Otomotiv Sektörü Ülke ve Ülke Gruplarında Dış Ticaret Dengesi
(1992 TÜİK Verileri)**

BÖLGE / ÜLKE	İthalat		İhracat		Denge
	Değer \$	%	Değer \$	%	Değer \$
Almanya	620.245.541	23,8	117.607.227	20,6	-502.638.314
Fransa	407.070.842	15,6	58.968.791	10,4	-348.102.051
Hollanda	33.912.926	1,3	3.015.739	0,5	-30.897.187
İngiltere	286.885.561	11,0	44.783.629	7,9	-242.101.932
İspanya	16.945.845	0,7	15.391.500	2,7	-1.554.345
İsveç	47.978.010	1,8	2.720.786	0,5	-45.257.224
İtalya	273.191.575	10,5	45.501.019	8,0	-227.690.556
Diğerleri	98.960.725	3,8	30.404.841	5,3	-68.555.884
AB+EFTA TOPLAM	1.785.191.025	68,5	318.393.532	55,9	-1.466.797.493
Güney Kore	41.591.577	1,6	219.701	0,0	-41.371.876
Japonya	373.309.835	14,3	7.621.580	1,3	-365.688.255
U.DOĞU TOPLAM	414.901.412	15,9	7.841.281	1,4	-407.060.131
Amerika	74.809.284	2,9	10.650.171	1,9	-64.159.113
Kanada	595.434	0,0	489.828	0,1	-105.606
Meksika	103.138	0,0	10.127	0,0	-93.011
NAFTA TOPLAM	75.507.856	2,9	11.150.126	2,0	-64.357.730
Bulgaristan	769.368	0,0	1.217.231	0,2	447.863
Çek Cumhuriyeti	39.496.483	1,5	151.462	0,0	-39.345.021
Macaristan	32.359.487	1,2	1.290.638	0,2	-31.068.849
Polonya	3.012.625	0,1	2.336.359	0,4	-676.266
Romanya	4.601.654	0,2	10.792.547	1,9	6.190.893
Rusya Federasyonu	53.663.854	2,1	4.400.332	0,8	-49.263.522
D.AVRUPA TOPLAM	133.903.471	5,1	20.188.569	3,5	-113.714.902
BÖLGELER TOPLAMI	2.409.503.764	92,5	357.573.508	62,8	-2.051.930.256
TÜRKİYE TOPLAMI	2.604.896.179	100,0	569.583.584	100,0	-2.035.312.595

**Otomotiv Sektörü Ülke ve Ülke Gruplarında Dış Ticaret Dengesi
(1993 TÜİK Verileri)**

BÖLGE / ÜLKE	İthalat		İhracat		Denge
	Değer \$	%	Değer \$	%	Değer \$
Almanya	832.618.207	24,8	85.778.304	15,4	-746.839.903
Fransa	486.160.915	14,5	39.769.463	7,1	-446.391.452
Hollanda	9.315.830	0,3	1.772.449	0,3	-7.543.381
İngiltere	315.765.874	9,4	33.297.438	6,0	-282.468.436
İspanya	55.091.269	1,6	6.281.181	1,1	-48.810.088
İsveç	51.302.153	1,5	1.448.359	0,3	-49.853.794
İtalya	356.145.417	10,6	29.515.497	5,3	-326.629.920
Diğerleri	77.142.154	2,3	32.803.079	5,9	-44.339.075
AB+EFTA TOPLAM	2.183.541.819	65,2	230.665.770	41,3	-1.952.876.049
Güney Kore	196.659.002	5,9	47.673	0,0	-196.611.329
Japonya	612.729.518	18,3	6.788.837	1,2	-605.940.681
U.DOĞU TOPLAM	809.388.520	24,2	6.836.510	1,2	-802.552.010
Amerika	84.586.001	2,5	8.338.090	1,5	-76.247.911
Kanada	1.511.795	0,0	32.824	0,0	-1.478.971
Meksika	114.381	0,0	31.933	0,0	-82.448
NAFTA TOPLAM	86.212.177	2,6	8.402.847	1,5	-77.809.330
Bulgaristan	1.053.016	0,0	1.659.100	0,3	606.084
Çek Cumhuriyeti	87.391.458	2,6	197.674	0,0	-87.193.784
Macaristan	34.164.599	1,0	579.352	0,1	-33.585.247
Polonya	3.205.717	0,1	611.153	0,1	-2.594.564
Romanya	18.870.629	0,6	5.464.612	1,0	-13.406.017
Rusya Federasyonu	77.768.244	2,3	32.551.134	5,8	-45.217.110
D.AVRUPA TOPLAM	222.453.663	6,6	41.063.025	7,3	-181.390.638
BÖLGELER TOPLAMI	3.301.596.179	98,5	286.968.152	51,4	-3.014.628.027
TÜRKİYE TOPLAMI	3.351.321.792	100,0	558.684.423	100,0	-2.792.637.369

**Otomotiv Sektörü Ülke ve Ülke Gruplarında Dış Ticaret Dengesi
(1994 TÜİK Verileri)**

BÖLGE / ÜLKE	İthalat		İhracat		Denge
	Değer \$	%	Değer \$	%	Değer \$
Almanya	354.914.965	26,8	167.396.444	21,1	-187.518.521
Fransa	189.100.038	14,3	51.535.997	6,5	-137.564.041
Hollanda	9.835.649	0,7	4.345.284	0,5	-5.490.365
İngiltere	159.475.060	12,0	55.560.110	7,0	-103.914.950
İspanya	22.686.899	1,7	8.263.120	1,0	-14.423.779
İsveç	33.555.478	2,5	2.508.401	0,3	-31.047.077
İtalya	140.239.197	10,6	48.209.403	6,1	-92.029.794
Diğerleri	39.077.142	3,0	43.742.005	5,5	4.664.863
AB+EFTA TOPLAM	948.884.428	71,7	381.560.764	48,0	-567.323.664
Güney Kore	46.189.852	3,5	538.043	0,1	-45.651.809
Japonya	206.869.090	15,6	10.376.026	1,3	-196.493.064
U.DOĞU TOPLAM	253.058.942	19,1	10.914.069	1,4	-242.144.873
Amerika	45.615.623	3,4	19.647.057	2,5	-25.968.566
Kanada	844.157	0,1	701.611	0,1	-142.546
Meksika	193.594	0,0	208.877	0,0	15.283
NAFTA TOPLAM	46.653.374	3,5	20.557.545	2,6	-26.095.829
Bulgaristan	438.867	0,0	4.201.990	0,5	3.763.123
Çek Cumhuriyeti	20.899.782	1,6	289.439	0,0	-20.610.343
Macaristan	13.927.369	1,1	733.488	0,1	-13.193.881
Polonya	3.076.172	0,2	765.834	0,1	-2.310.338
Romanya	1.711.827	0,1	8.010.400	1,0	6.298.573
Rusya Federasyonu	10.476.203	0,8	74.172.408	9,3	63.696.205
D.AVRUPA TOPLAM	50.530.220	3,8	88.173.559	11,1	37.643.339
BÖLGELER TOPLAMI	1.299.126.964	98,1	501.205.937	63,1	-797.921.027
TÜRKİYE TOPLAMI	1.323.985.631	100,0	794.608.391	100,0	-529.377.240

**Otomotiv Sektörü Ülke ve Ülke Gruplarında Dış Ticaret Dengesi
(1995 TÜİK Verileri)**

BÖLGE / ÜLKE	İthalat		İhracat		Denge
	Değer \$	%	Değer \$	%	Değer \$
Almanya	858.323.130	27,3	221.220.412	17,8	-637.102.718
Fransa	320.040.878	10,2	58.534.433	4,7	-261.506.445
Hollanda	24.939.602	0,8	7.892.163	0,6	-17.047.439
İngiltere	415.599.125	13,2	84.506.561	6,8	-331.092.564
İspanya	36.974.937	1,2	11.430.783	0,9	-25.544.154
İsveç	86.016.956	2,7	6.519.185	0,5	-79.497.771
İtalya	510.712.948	16,2	217.173.014	17,4	-293.539.934
Diğerleri	99.511.391	3,2	81.671.066	6,6	-17.840.325
AB+EFTA TOPLAM	2.352.118.967	74,8	688.947.617	55,3	-1.663.171.350
Güney Kore	95.651.516	3,0	818.694	0,1	-94.832.822
Japonya	396.150.192	12,6	4.528.081	0,4	-391.622.111
U.DOĞU TOPLAM	491.801.708	15,6	5.346.775	0,4	-486.454.933
Amerika	113.650.290	3,6	27.732.256	2,2	-85.918.034
Kanada	3.194.643	0,1	2.110.171	0,2	-1.084.472
Meksika	415.820	0,0	4.676.479	0,4	4.260.659
NAFTA TOPLAM	117.260.753	3,7	34.518.906	2,8	-82.741.847
Bulgaristan	3.787.102	0,1	7.864.132	0,6	4.077.030
Çek Cumhuriyeti	20.450.597	0,7	539.343	0,0	-19.911.254
Macaristan	6.688.084	0,2	1.317.543	0,1	-5.370.541
Polonya	4.607.970	0,1	4.189.912	0,3	-418.058
Romanya	16.854.417	0,5	14.059.506	1,1	-2.794.911
Rusya Federasyonu	45.653.095	1,5	69.439.675	5,6	23.786.580
D.AVRUPA TOPLAM	98.041.265	3,1	97.410.111	7,8	-631.154
BÖLGELER TOPLAMI	3.059.222.693	97,3	826.223.409	66,3	-2.232.999.284
TÜRKİYE TOPLAMI	3.145.657.812	100,0	1.246.045.278	100,0	-1.899.612.534

**Otomotiv Sektörü Ülke ve Ülke Gruplarında Dış Ticaret Dengesi
(1996 Yılı TÜİK Verileri)**

BÖLGE / ÜLKE	İthalat		İhracat		Denge
	Değer \$	%	Değer \$	%	Değer \$
Almanya	1.529.199.440	35,1	214.468.897	15,6	-1.314.730.543
Fransa	322.503.749	7,4	86.956.360	6,3	-235.547.389
Hollanda	91.720.267	2,1	6.229.029	0,5	-85.491.238
İngiltere	623.152.957	14,3	93.114.801	6,8	-530.038.156
İspanya	129.483.824	3,0	10.980.107	0,8	-118.503.717
İsveç	84.644.748	1,9	10.410.218	0,8	-74.234.530
İtalya	515.150.224	11,8	185.798.020	13,5	-329.352.204
Diğerleri	125.302.270	2,9	84.779.017	6,2	-40.523.253
AB+EFTA TOPLAM	3.421.157.479	78,4	692.736.449	50,5	-2.728.421.030
Güney Kore	206.079.389	4,7	1.251.449	0,1	-204.827.940
Japonya	441.421.376	10,1	3.825.305	0,3	-437.596.071
U.DOĞU TOPLAM	647.500.765	14,8	5.076.754	0,4	-642.424.011
Amerika	139.932.684	3,2	32.333.345	2,4	-107.599.339
Kanada	2.634.861	0,1	1.466.777	0,1	-1.168.084
Meksika	93.061	0,0	16.767.466	1,2	16.674.405
NAFTA TOPLAM	142.660.606	3,3	50.567.588	3,7	-92.093.018
Bulgaristan	783.883	0,0	3.587.863	0,3	2.803.980
Çek Cumhuriyeti	31.637.594	0,7	2.155.341	0,2	-29.482.253
Macaristan	8.162.909	0,2	1.548.524	0,1	-6.614.385
Polonya	2.301.026	0,1	3.491.819	0,3	1.190.793
Romanya	16.876.772	0,4	10.864.384	0,8	-6.012.388
Rusya Federasyonu	2.632.389	0,1	150.083.823	10,9	147.451.434
D.AVRUPA TOPLAM	62.394.573	1,4	171.731.754	12,5	109.337.181
BÖLGELER TOPLAMI	4.273.713.423	98,0	920.112.545	67,1	-3.353.600.878
TÜRKİYE TOPLAMI	4.361.039.638	100,0	1.371.819.090	100,0	-2.989.220.548

**Otomotiv Sektörü Ülke ve Ülke Gruplarında Dış Ticaret Dengesi
(1997 TÜİK Verileri)**

BÖLGE / ÜLKE	İthalat		İhracat		Denge
	Değer \$	%	Değer \$	%	Değer \$
Almanya	1.921.036.492	30,6	223.221.421	17,9	-1.697.815.071
Fransa	600.737.328	9,6	58.540.075	4,7	-542.197.253
Hollanda	102.389.492	1,6	7.904.328	0,6	-94.485.164
İngiltere	804.703.213	12,8	84.584.351	6,8	-720.118.862
İspanya	365.716.282	5,8	11.451.276	0,9	-354.265.006
İsveç	88.466.632	1,4	6.521.298	0,5	-81.945.334
İtalya	611.369.522	9,7	217.240.755	17,4	-394.128.767
Diğerleri	156.681.960	2,5	81.990.135	6,6	-74.691.825
AB+EFTA TOPLAM	4.651.100.921	74,0	691.453.639	55,3	-3.959.647.282
Güney Kore	384.061.995	6,1	846.694	0,1	-383.215.301
Japonya	885.486.025	14,1	4.528.081	0,4	-880.957.944
U.DOĞU TOPLAM	1.269.548.020	20,2	5.374.775	0,4	-1.264.173.245
Amerika	159.166.285	2,5	27.772.204	2,2	-131.394.081
Kanada	4.911.492	0,1	2.110.171	0,2	-2.801.321
Meksika	790.042	0,0	4.676.479	0,4	3.886.437
NAFTA TOPLAM	164.867.819	2,6	34.558.854	2,8	-130.308.965
Bulgaristan	1.062.045	0,0	7.852.791	0,6	6.790.746
Çek Cumhuriyeti	33.233.700	0,5	560.606	0,0	-32.673.094
Macaristan	7.885.743	0,1	1.329.342	0,1	-6.556.401
Polonya	6.467.461	0,1	4.202.048	0,3	-2.265.413
Romanya	14.545.450	0,2	14.060.150	1,1	-485.300
Rusya Federasyonu	2.806.130	0,0	69.439.675	5,6	66.633.545
D.AVRUPA TOPLAM	66.000.529	1,0	97.444.612	7,8	31.444.083
BÖLGELER TOPLAMI	6.151.517.289	97,8	828.831.880	66,3	-5.322.685.409
TÜRKİYE TOPLAMI	6.287.501.651	100,0	1.249.719.843	100,0	-5.037.781.808

Otomotiv Sektörü Ülke ve Ülke Gruplarında Dış Ticaret Dengesi
(1998 TÜİK Verileri)

BÖLGE / ÜLKE	İthalat		İhracat		Denge
	Değer \$	%	Değer \$	%	Değer \$
Almanya	1.921.090.505	28,9	318.207.895	19,0	-1.602.882.610
Fransa	600.737.328	9,0	104.654.306	6,2	-496.083.022
Hollanda	102.389.492	1,5	8.809.403	0,5	-93.580.089
İngiltere	804.680.639	12,1	110.165.902	6,6	-694.514.737
İspanya	365.716.282	5,5	50.168.814	3,0	-315.547.468
İsveç	88.466.632	1,3	11.483.043	0,7	-76.983.589
İtalya	611.369.522	9,2	139.445.705	8,3	-471.923.817
Diğerleri	159.022.344	2,4	86.012.509	5,1	-73.009.835
AB+EFTA TOPLAM	4.653.472.744	70,0	828.947.577	49,5	-3.824.525.167
Güney Kore	384.042.540	5,8	51.681	0,0	-383.990.859
Japonya	885.486.025	13,3	600.119	0,0	-884.885.906
U.DOĞU TOPLAM	1.269.528.565	19,1	651.800	0,0	-1.268.876.765
Amerika	159.166.285	2,4	47.490.363	2,8	-111.675.922
Kanada	4.911.492	0,1	2.446.602	0,1	-2.464.890
Meksika	790.042	0,0	17.824.225	1,1	17.034.183
NAFTA TOPLAM	164.867.819	2,5	67.761.190	4,0	-97.106.629
Bulgaristan	1.062.045	0,0	1.793.270	0,1	731.225
Çek Cumhuriyeti	33.233.700	0,5	3.100.976	0,2	-30.132.724
Macaristan	7.885.743	0,1	3.019.655	0,2	-4.866.088
Polonya	6.467.461	0,1	14.804.570	0,9	8.337.109
Romanya	14.545.450	0,2	10.681.781	0,6	-3.863.669
Rusya Federasyonu	2.806.130	0,0	38.151.342	2,3	35.345.212
D.AVRUPA TOPLAM	66.000.529	1,0	71.551.594	4,3	5.551.065
BÖLGELER TOPLAMI	6.153.869.657	92,5	968.912.161	57,8	-5.184.957.496
TÜRKİYE TOPLAMI	6.649.278.628	100,0	1.675.163.905	100,0	-4.974.114.723

Otomotiv Sektörü Ülke ve Ülke Gruplarında Dış Ticaret Dengesi
(1999 TÜİK Verileri)

BÖLGE / ÜLKE	İthalat		İhracat		Denge
	Değer \$	%	Değer \$	%	Değer \$
Almanya	1.206.835.299	24,2	564.259.960	28,2	-642.575.339
Fransa	1.063.791.073	21,3	343.696.477	17,2	-720.094.596
Hollanda	92.832.445	1,9	6.723.513	0,3	-86.108.932
İngiltere	398.500.499	8,0	79.518.222	4,0	-318.982.277
İspanya	396.665.236	7,9	35.942.881	1,8	-360.722.355
İsveç	40.251.291	0,8	12.579.612	0,6	-27.671.679
İtalya	410.352.964	8,2	169.709.981	8,5	-240.642.983
Diğerleri	274.967.936	5,5	83.485.036	4,2	-191.482.900
AB+EFTA TOPLAM	3.884.196.743	77,8	1.295.915.682	64,8	-2.588.281.061
Güney Kore	198.428.526	4,0	314.656	0,0	-198.113.870
Japonya	527.720.445	10,6	3.768.603	0,2	-523.951.842
U.DOĞU TOPLAM	726.148.971	14,5	4.083.259	0,2	-722.065.712
Amerika	97.232.203	1,9	49.686.893	2,5	-47.545.310
Kanada	2.098.417	0,0	775.164	0,0	-1.323.253
Meksika	686.717	0,0	6.956.677	0,3	6.269.960
NAFTA TOPLAM	100.017.337	2,0	57.418.734	2,9	-42.598.603
Bulgaristan	1.060.817	0,0	9.615.439	0,5	8.554.622
Çek Cumhuriyeti	28.253.757	0,6	2.500.332	0,1	-25.753.425
Macaristan	5.617.444	0,1	7.860.559	0,4	2.243.115
Polonya	15.014.755	0,3	18.475.856	0,9	3.461.101
Romanya	5.488.729	0,1	5.693.650	0,3	204.921
Rusya Federasyonu	22.687.958	0,5	20.090.638	1,0	-2.597.320
D.AVRUPA TOPLAM	78.123.460	1,6	64.236.474	3,2	-13.886.986
BÖLGELER TOPLAMI	4.788.486.511	95,9	1.421.654.149	71,1	-3.366.832.362
TÜRKİYE TOPLAMI	4.992.745.233	100,0	1.998.484.447	100,0	-2.994.260.786

**Otomotiv Sektörü Ülke ve Ülke Gruplarında Dış Ticaret Dengesi
(2000 Yılı TÜİK Verileri)**

BÖLGE / ÜLKE	İthalat		İhracat		Denge
	Değer \$	%	Değer \$	%	Değer \$
Almanya	2.068.559.906	25,0	764.193.497	23,3	-1.304.366.409
Fransa	1.606.220.897	19,4	667.438.923	20,4	-938.781.974
Hollanda	148.100.325	1,8	14.940.743	0,5	-133.159.582
İngiltere	567.870.948	6,9	113.106.225	3,5	-454.764.723
İspanya	670.974.493	8,1	53.940.133	1,6	-617.034.360
İsveç	79.060.697	1,0	13.790.623	0,4	-65.270.074
İtalya	781.327.350	9,4	386.899.571	11,8	-394.427.779
Diğerleri	636.799.025	7,7	141.663.532	4,3	-495.135.493
AB+EFTA TOPLAM	6.558.913.641	79,3	2.155.973.247	65,8	-4.402.940.394
Güney Kore	372.464.806	4,5	1.782.503	0,1	-370.682.303
Japonya	753.275.937	9,1	6.207.412	0,2	-747.068.525
U.DOĞU TOPLAM	1.125.740.743	13,6	7.989.915	0,2	-1.117.750.828
Amerika	100.202.272	1,2	92.213.648	2,8	-7.988.624
Kanada	2.528.422	0,0	2.383.735	0,1	-144.687
Meksika	2.202.398	0,0	11.972.195	0,4	9.769.797
NAFTA TOPLAM	104.933.092	1,3	106.569.578	3,3	1.636.486
Bulgaristan	2.171.019	0,0	16.097.951	0,5	13.926.932
Çek Cumhuriyeti	68.032.475	0,8	5.901.411	0,2	-62.131.064
Macaristan	13.275.395	0,2	1.363.615	0,0	-11.911.780
Polonya	51.463.361	0,6	31.398.713	1,0	-20.064.648
Romanya	12.698.607	0,2	64.462.680	2,0	51.764.073
Rusya Federasyonu	43.882.184	0,5	54.062.781	1,7	10.180.597
D.AVRUPA TOPLAM	191.523.041	2,3	173.287.151	5,3	-18.235.890
BÖLGELER TOPLAMI	7.981.110.517	96,4	2.443.819.891	74,6	-5.537.290.626
TÜRKİYE TOPLAMI	8.275.930.780	100,0	3.274.874.483	100,0	-5.001.056.297

**Otomotiv Sektörü Ülke ve Ülke Gruplarında Dış Ticaret Dengesi
(2001 Yılı TÜİK Verileri)**

BÖLGE / ÜLKE	İthalat		İhracat		Denge
	Değer \$	%	Değer \$	%	Değer \$
Almanya	706.233.569	27,4	846.550.097	24,4	140.316.528
Fransa	587.873.312	22,8	525.649.979	15,1	-62.223.333
Hollanda	37.011.514	1,4	28.968.773	0,8	-8.042.741
İngiltere	166.013.146	6,5	134.623.358	3,9	-31.389.788
İspanya	204.636.409	8,0	104.887.718	3,0	-99.748.691
İsveç	25.336.668	1,0	16.293.684	0,5	-9.042.984
İtalya	364.496.960	14,2	521.192.516	15,0	156.695.556
Diğerleri	65.607.146	2,5	233.997.873	6,7	168.390.727
AB+EFTA TOPLAM	2.157.208.724	83,8	2.412.163.998	69,4	254.955.274
Güney Kore	66.426.701	2,6	1.536.956	0,0	-64.889.745
Japonya	159.863.263	6,2	5.379.230	0,2	-154.484.033
U.DOĞU TOPLAM	226.289.964	8,8	6.916.186	0,2	-219.373.778
Amerika	34.470.519	1,3	68.055.704	2,0	33.585.185
Kanada	999.878	0,0	2.077.638	0,1	1.077.760
Meksika	826.015	0,0	11.647.691	0,3	10.821.676
NAFTA TOPLAM	36.296.412	1,4	81.781.033	2,4	45.484.621
Bulgaristan	628.213	0,0	18.534.100	0,5	17.905.887
Çek Cumhuriyeti	18.430.579	0,7	18.834.762	0,5	404.183
Macaristan	1.855.908	0,1	21.486.275	0,6	19.630.367
Polonya	18.278.618	0,7	32.493.924	0,9	14.215.306
Romanya	411.183	0,0	42.877.918	1,2	42.466.735
Rusya Federasyonu	5.546.759	0,2	80.668.520	2,3	75.121.761
D.AVRUPA TOPLAM	45.151.260	1,8	214.895.499	6,2	169.744.239
BÖLGELER TOPLAMI	2.464.946.360	95,8	2.715.756.716	78,1	250.810.356
TÜRKİYE TOPLAMI	2.573.788.825	100,0	3.475.090.251	100,0	901.301.426

**Otomotiv Sektörü Ülke ve Ülke Gruplarında Dış Ticaret Dengesi
(2002 Yılı TÜİK Verileri)**

BÖLGE / ÜLKE	İthalat		İhracat		Denge
	Değer \$	%	Değer \$	%	Değer \$
Almanya	1.014.485.812	26,0	856.109.002	19,8	-158.376.810
Fransa	760.703.548	19,5	564.711.714	13,1	-195.991.834
Hollanda	63.934.019	1,6	32.632.002	0,8	-31.302.017
İngiltere	459.997.739	11,8	227.753.954	5,3	-232.243.785
İspanya	268.310.612	6,9	127.901.054	3,0	-140.409.558
İsveç	43.351.297	1,1	29.968.628	0,7	-13.382.669
İtalya	506.102.247	12,9	603.048.887	14,0	96.946.640
Diğerleri	146.228.331	3,7	364.022.116	8,4	217.793.785
AB+EFTA TOPLAM	3.263.113.605	83,5	2.806.147.357	65,0	-456.966.248
Güney Kore	97.736.125	2,5	1.755.076	0,0	-95.981.049
Japonya	229.470.247	5,9	3.152.167	0,1	-226.318.080
U.DOĞU TOPLAM	327.206.372	8,4	4.907.243	0,1	-322.299.129
Amerika	82.724.965	2,1	71.493.638	1,7	-11.231.327
Kanada	2.093.376	0,1	1.421.607	0,0	-671.769
Meksika	700.085	0,0	35.758.562	0,8	35.058.477
NAFTA TOPLAM	85.518.426	2,2	108.673.807	2,5	23.155.381
Bulgaristan	13.352.885	0,3	17.821.401	0,4	4.468.516
Çek Cumhuriyeti	26.991.432	0,7	25.550.244	0,6	-1.441.188
Macaristan	6.265.313	0,2	69.751.697	1,6	63.486.384
Polonya	17.099.568	0,4	71.460.226	1,7	54.360.658
Romanya	4.360.392	0,1	72.005.674	1,7	67.645.282
Rusya Federasyonu	2.253.382	0,1	91.113.728	2,1	88.860.346
D.AVRUPA TOPLAM	70.322.972	1,8	347.702.970	8,0	277.379.998
BÖLGELER TOPLAMI	3.746.161.375	95,9	3.267.431.377	75,6	-478.729.998
TÜRKİYE TOPLAMI	3.908.220.371	100,0	4.319.298.558	100,0	411.078.187

**Otomotiv Sektörü Ülke ve Ülke Gruplarında Dış Ticaret Dengesi
(2003 Yılı TÜİK Verileri)**

BÖLGE / ÜLKE	İthalat		İhracat		Denge
	Değer \$	%	Değer \$	%	Değer \$
Almanya	2.035.279.382	27,7	1.061.217.153	17,4	-974.062.229
Fransa	1.369.273.376	18,6	798.218.449	13,1	-571.054.927
Hollanda	186.670.190	2,5	102.702.370	1,7	-83.967.820
İngiltere	779.030.851	10,6	318.292.823	5,2	-460.738.028
İspanya	621.334.782	8,5	321.818.226	5,3	-299.516.556
İsveç	90.799.986	1,2	65.325.951	1,1	-25.474.035
İtalya	764.607.655	10,4	727.182.281	11,9	-37.425.374
Diğerleri	201.187.037	2,7	695.618.159	11,4	494.431.122
AB+EFTA TOPLAM	6.048.183.259	82,3	4.090.375.412	67,1	-1.957.807.847
Güney Kore	287.440.246	3,9	4.545.362	0,1	-282.894.884
Japonya	420.641.296	5,7	6.379.825	0,1	-414.261.471
U.DOĞU TOPLAM	708.081.542	9,6	10.925.187	0,2	-697.156.355
Amerika	96.109.536	1,3	92.005.616	1,5	-4.103.920
Kanada	5.707.588	0,1	1.275.610	0,0	-4.431.978
Meksika	3.745.619	0,1	18.586.417	0,3	14.840.798
NAFTA TOPLAM	105.562.743	1,4	111.867.643	1,8	6.304.900
Bulgaristan	2.134.041	0,0	37.852.880	0,6	35.718.839
Çek Cumhuriyeti	75.722.553	1,0	44.439.232	0,7	-31.283.321
Macaristan	15.653.369	0,2	98.682.809	1,6	83.029.440
Polonya	50.083.737	0,7	139.357.094	2,3	89.273.357
Romanya	24.455.576	0,3	107.715.784	1,8	83.260.208
Rusya Federasyonu	11.079.662	0,2	155.700.611	2,6	144.620.949
D.AVRUPA TOPLAM	179.128.938	2,4	583.748.410	9,6	404.619.472
BÖLGELER TOPLAMI	7.040.956.482	95,9	4.796.916.652	78,7	-2.244.039.830
TÜRKİYE TOPLAMI	7.345.408.458	100,0	6.095.219.893	100,0	-1.250.188.565

Otomotiv Sektöründe Ülke ve Ülke Grupları Bazında Dış Ticaret Dengesi (\$)
(2004 Yılı TÜİK Verileri)

BÖLGE/ÜLKE	İthalat		İhracat		Denge
	Değer \$	%	Değer \$	%	Değer \$
Almanya	3.127.532.074	23,6	1.598.466.843	12,0	-1.529.065.231
Avusturya	69.296.037	0,5	149.390.610	1,1	80.094.573
Belçika	201.659.621	1,5	196.504.597	1,5	-5.155.024
Lüksemburg	7.234.798	0,1	5.549.264	0,0	-1.685.534
Danimarka	5.500.106	0,0	90.969.715	0,7	85.469.609
Finlandiya	25.853.533	0,2	125.230.745	0,9	99.377.212
Fransa	2.350.053.129	17,7	1.262.672.363	9,5	-1.087.380.766
Hollanda	251.594.350	1,9	199.182.142	1,5	-52.412.208
İngiltere	1.442.042.607	10,9	986.478.372	7,4	-455.564.235
İrlanda	7.083.008	0,1	103.365.271	0,8	96.282.263
İspanya	1.416.708.503	10,7	468.703.248	3,5	-948.005.255
İsveç	123.269.591	0,9	102.021.383	0,8	-21.248.208
İtalya	987.002.336	7,4	1.285.204.391	9,7	298.202.055
Portekiz	8.706.226	0,1	76.895.001	0,6	68.188.775
Yunanistan	333.966	0,0	120.777.405	0,9	120.443.439
AB (15 Ülke) Toplamı	10.023.869.885	75,5	6.771.411.350	51,0	-3.252.458.535
Slovenya	86.185.503	0,6	105.040.310	0,8	18.854.807
Slovakya	40.541.438	0,3	11.317.463	0,1	-29.223.975
Polonya	441.441.022	3,3	222.052.363	1,7	-219.388.659
Çek Cum.	173.007.709	1,3	45.737.580	0,3	-127.270.129
Macaristan	44.571.203	0,3	90.968.181	0,7	46.396.978
Estonya	258.786	0,0	1.232.333	0,0	973.547
Litvanya	231.303	0,0	9.730.441	0,1	9.499.138
Letonya	0	0,0	1.432.711	0,0	1.432.711
Malta	10.134	0,0	9.405.905	0,1	9.395.771
Kıbrıs	0	0,0	0	0,0	0
AB (10 Ülke) Toplam	786.247.098	5,9	496.917.287	3,7	-289.329.811
AB (25 Ülke) Toplam	10.810.116.983	81,4	7.268.328.637	54,7	-3.541.788.346
İsviçre	7.053.274	0,1	75.594.650	0,6	68.541.376
Norveç	2.059.488	0,0	74.089.892	0,6	72.030.404
İzlanda	0	0,0	6.692.118	0,1	6.692.118
EFTA Toplam	9.112.762	0,1	156.376.660	1,2	147.263.898
AB (25 Ülke) +EFTA	10.819.229.745	81,5	7.424.705.297	55,9	-3.394.524.448
Güney Kore	852.852.401	6,4	6.708.261	0,1	-846.144.140
Japonya	844.947.972	6,4	10.738.690	0,1	-834.209.282
U.DOĞU TOPLAM	1.697.800.373	12,8	17.446.951	0,1	-1.680.353.422
Amerika	127.031.096	1,0	148.471.873	1,1	21.440.777
Kanada	17.081.648	0,1	2.523.986	0,0	-14.557.662
Meksika	12.363.648	0,1	101.110.822	0,8	88.747.174
NAFTA TOPLAM	156.476.392	1,2	252.106.681	1,9	95.630.289
Bulgaristan	4.685.274	0,0	57.988.889	0,4	53.303.615
Romanya	59.285.415	0,4	189.364.707	1,4	130.079.292
Rusya Federasyonu	19.218.892	0,1	225.093.642	1,7	205.874.750
D.AVRUPA TOPLAM	83.189.581	0,6	472.447.238	3,6	389.257.657
BÖLGELER TOPLAM	12.756.696.091	96,1	8.166.706.167	61,5	-4.589.989.924
Türkiye Toplam	13.278.198.489	100,0	9.906.235.689	74,6	-3.371.962.800
Bölgeler/Türkiye	96,1		82,4		

Otomotiv Sektöründe Ülke ve Ülke Grupları Bazında Dış Ticaret Dengesi (\$)
(2005 Yılı TÜİK Verileri)

BÖLGE/ÜLKE	İthalat		İhracat		Denge
	Değer \$	%	Değer \$	%	Değer \$
Almanya	3.256.906.406	23,4	1.649.789.895	14,5	-1.607.116.511
Avusturya	81.902.404	0,6	162.060.610	1,4	80.158.206
Belçika	225.332.138	1,6	269.051.471	2,4	43.719.333
Lüksemburg	5.193.072	0,0	13.346.925	0,1	8.153.853
Danimarka	7.253.821	0,1	107.992.381	0,9	100.738.560
Finlandiya	24.398.378	0,2	133.691.834	1,2	109.293.456
Fransa	2.066.220.079	14,8	1.159.430.265	10,2	-906.789.814
Hollanda	232.678.132	1,7	199.782.359	1,8	-32.895.773
İngiltere	1.648.810.386	11,8	1.062.713.920	9,3	-586.096.466
İrlanda	6.939.436	0,0	135.862.461	1,2	128.923.025
İspanya	1.478.958.728	10,6	657.989.936	5,8	-820.968.792
İsveç	89.783.335	0,6	96.805.911	0,8	7.022.576
İtalya	961.460.272	6,9	1.482.994.541	13,0	521.534.269
Portekiz	87.767.236	0,6	74.908.554	0,7	-12.858.682
Yunanistan	1.924.378	0,0	84.930.787	0,7	83.006.409
AB (15 Ülke) Toplamı	10.175.528.201	73,0	7.291.351.850	64,0	-2.884.176.351
Slovenya	54.661.486	0,4	206.468.602	1,8	151.807.116
Slovakya	40.406.824	0,3	13.109.974	0,1	-27.296.850
Polonya	594.110.739	4,3	237.208.015	2,1	-356.902.724
Çek Cum.	190.734.337	1,4	61.180.167	0,5	-129.554.170
Macaristan	172.317.918	1,2	89.911.218	0,8	-82.406.700
Estonya	119.540	0,0	864.787	0,0	745.247
Litvanya	441.042	0,0	9.268.420	0,1	8.827.378
Letonya	895.016	0,0	2.459.587	0,0	1.564.571
Malta	18.896	0,0	4.034.301	0,0	4.015.405
Kıbrıs	0	0,0	0	0,0	0
AB (10 Ülke) Toplam	1.053.705.798	7,6	624.505.071	5,5	-429.200.727
AB (25 Ülke) Toplam	11.229.233.999	80,5	7.915.856.921	69,4	-3.313.377.078
İsviçre	12.454.867	0,1	80.997.092	0,7	68.542.225
Norveç	3.814.325	0,0	68.757.757	0,6	64.943.432
İzlanda	1.573	0,0	7.407.665	0,1	7.406.092
EFTA Toplam	16.270.765	0,1	157.162.514	1,4	140.891.749
AB (25 Ülke) +EFTA	11.245.504.764	80,6	8.073.019.435	70,8	-3.172.485.329
Güney Kore	923.313.197	6,6	14.783.218	0,1	-908.529.979
Japonya	803.994.547	5,8	14.744.465	0,1	-789.250.082
U.DOĞU TOPLAM	1.727.307.744	12,4	29.527.683	0,3	-1.697.780.061
Amerika	151.196.089	1,1	153.270.700	1,3	2.074.611
Kanada	13.675.184	0,1	3.156.155	0,0	-10.519.029
Meksika	86.692.576	0,6	104.544.154	0,9	17.851.578
NAFTA TOPLAM	251.563.849	1,8	260.971.009	2,3	9.407.160
Bulgaristan	5.949.845	0,0	93.804.068	0,8	87.854.223
Romanya	85.113.577	0,6	378.136.319	3,3	293.022.742
Rusya Federasyonu	46.385.724	0,3	323.604.778	2,8	277.219.054
D.AVRUPA TOPLAM	137.449.146	1,0	795.545.165	7,0	658.096.019
BÖLGELER TOPLAM	13.361.825.503	95,8	9.159.063.292	80,4	-4.202.762.211
Türkiye Toplam	13.946.660.978	100,0	11.398.847.618	100,0	-2.547.813.360
Bölgeler/Türkiye	95,8		80,4		

Otomotiv Sektöründe Ülke ve Ülke Grupları Bazında Dış Ticaret Dengesi (\$)
(2006 Yılı TÜİK Verileri)

BÖLGE/ÜLKE	İthalat		İhracat		Denge
	Değer \$	%	Değer \$	%	Değer \$
Almanya	2.727.671.801	19,0	1.549.793.326	11,1	-1.177.878.475
Avusturya	77.345.673	0,5	131.102.683	0,9	53.757.010
Belçika	147.105.375	1,0	225.760.655	1,6	78.655.280
Lüksemburg	5.867.186	0,0	8.759.842	0,1	2.892.656
Danimarka	6.181.424	0,0	104.712.849	0,7	98.531.425
Finlandiya	23.369.754	0,2	136.109.001	1,0	112.739.247
Fransa	1.802.009.816	12,6	1.327.809.546	9,5	-474.200.270
Hollanda	180.128.026	1,3	187.913.787	1,3	7.785.761
İngiltere	1.389.052.677	9,7	955.890.998	6,8	-433.161.679
İrlanda	6.090.464	0,0	119.032.156	0,8	112.941.692
İspanya	994.047.100	6,9	632.589.676	4,5	-361.457.424
İsveç	77.361.545	0,5	107.029.249	0,8	29.667.704
İtalya	863.259.674	6,0	1.587.543.913	11,3	724.284.239
Portekiz	64.647.564	0,5	62.345.120	0,4	-2.302.444
Yunanistan	3.265.134	0,0	136.109.437	1,0	132.844.303
AB (15 Ülke) Toplamı	8.367.403.213	58,4	7.272.502.238	51,9	-1.094.900.975
Slovenya	17.716.851	0,1	199.168.739	1,4	181.451.888
Slovakya	37.416.280	0,3	15.341.033	0,1	-22.075.247
Polonya	367.095.453	2,6	227.544.399	1,6	-139.551.054
Çek Cum.	121.437.726	0,8	65.305.919	0,5	-56.131.807
Macaristan	134.713.159	0,9	113.958.236	0,8	-20.754.923
Estonya	67.694	0,0	981.429	0,0	913.735
Litvanya	184.954	0,0	6.817.439	0,0	6.632.485
Letonya	1.976.450	0,0	1.582.870	0,0	-393.580
Malta	194.236	0,0	2.097.411	0,0	1.903.175
Kıbrıs	159	0,0	0	0,0	-159
AB (10 Ülke) Toplam	680.802.962	4,7	632.797.475	4,5	-48.005.487
AB (25 Ülke) Toplam	9.048.206.175	63,1	7.905.299.713	56,4	-1.142.906.462
İsviçre	10.517.407	0,1	61.204.531	0,4	50.687.124
Norveç	3.795.012	0,0	57.195.203	0,4	53.400.191
İzlanda	750	0,0	6.327.560	0,0	6.326.810
EFTA Toplam	14.313.169	0,1	124.727.294	0,9	110.414.125
AB (25 Ülke) +EFTA	9.062.519.344	63,2	8.030.027.007	57,3	-1.032.492.337
Güney Kore	696.193.716	4,9	16.431.656	0,1	-679.762.060
Japonya	591.684.204	4,1	15.101.083	0,1	-576.583.121
U.DOĞU TOPLAM	1.287.877.920	9,0	31.532.739	0,2	-1.256.345.181
Amerika	171.386.809	1,2	125.443.538	0,9	-45.943.271
Kanada	7.428.452	0,1	3.033.492	0,0	-4.394.960
Meksika	107.402.263	0,7	45.859.312	0,3	-61.542.951
NAFTA TOPLAM	286.217.524	2,0	174.336.342	1,2	-111.881.182
Bulgaristan	5.686.183	0,0	100.178.040	0,7	94.491.857
Romanya	71.630.196	0,5	402.331.719	2,9	330.701.523
Rusya Federasyonu	10.894.794	0,1	489.091.010	3,5	478.196.216
D.AVRUPA TOPLAM	88.211.173	0,6	991.600.769	7,1	903.389.596
BÖLGELER TOPLAM	10.724.825.961	74,8	9.227.496.857	65,9	-1.497.329.104
Türkiye Toplam	14.335.045.257	100,0	14.009.332.936	100,0	-325.712.321
Bölgeler/Türkiye	74,8		65,9		

Otomotiv Sektöründe Ülke ve Ülke Grupları Bazında Dış Ticaret Dengesi (\$)
(2007 Yılı TÜİK Verileri)

BÖLGE/ÜLKE	İthalat		İhracat		Denge
	Değer \$	%	Değer \$	%	Değer \$
Almanya	2.727.671.801	16,8	2.834.982.140	15,3	107.310.339
Avusturya	77.345.673	0,5	217.074.411	1,2	139.728.738
Belçika	147.105.375	0,9	446.245.815	2,4	299.140.440
Lüksemburg	5.867.176	0,0	14.653.375	0,1	8.786.199
Danimarka	6.181.424	0,0	129.658.479	0,7	123.477.055
Finlandiya	23.369.754	0,1	138.222.291	0,7	114.852.537
Fransa	1.802.009.816	11,1	2.359.463.422	12,7	557.453.606
Hollanda	180.128.026	1,1	358.275.451	1,9	178.147.425
İngiltere	1.389.052.677	8,6	1.699.110.162	9,1	310.057.485
İrlanda	6.090.464	0,0	144.102.520	0,8	138.012.056
İspanya	994.047.100	6,1	1.196.902.553	6,4	202.855.453
İsveç	77.361.545	0,5	125.881.222	0,7	48.519.677
İtalya	863.259.674	5,3	2.490.122.647	13,4	1.626.862.973
Portekiz	64.647.564	0,4	81.172.926	0,4	16.525.362
Yunanistan	3.265.134	0,0	249.099.029	1,3	245.833.895
AB (15 Ülke) Toplamı	8.367.403.203	51,6	12.484.966.443	67,2	4.117.563.240
Slovenya	17.716.851	0,1	347.412.881	1,9	329.696.030
Slovakya	37.416.280	0,2	58.723.693	0,3	21.307.413
Polonya	367.095.453	2,3	356.891.305	1,9	-10.204.148
Çek Cum.	121.437.726	0,7	182.549.729	1,0	61.112.003
Macaristan	134.713.159	0,8	212.902.861	1,1	78.189.702
Estonya	67.694	0,0	10.246.684	0,1	10.178.990
Litvanya	184.954	0,0	21.503.654	0,1	21.318.700
Letonya	1.976.450	0,0	5.754.656	0,0	3.778.206
Malta	194.236	0,0	2.815.048	0,0	2.620.812
Kıbrıs	0	0,0	0	0,0	0
Bulgaristan	5.686.183	0,0	178.290.202	1,0	172.604.019
Romanya	71.630.196	0,4	815.934.613	4,4	744.304.417
AB (12 Ülke) Toplam	758.119.182	4,7	2.193.025.326	11,8	1.434.906.144
AB (27 Ülke) Toplam	9.125.522.385	56,2	14.677.991.769	79,0	5.552.469.384
İsviçre	10.517.407	0,1	92.687.296	0,5	82.169.889
Norveç	3.795.012	0,0	80.916.777	0,4	77.121.765
İzlanda	750	0,0	1.232.330	0,0	1.231.580
EFTA Toplam	14.313.169	0,1	174.836.403	0,9	160.523.234
AB (27 Ülke) +EFTA	9.139.835.554	56,3	14.852.828.172	79,9	5.712.992.618
Güney Kore	696.193.716	4,3	19.846.981	0,1	-676.346.735
Japonya	591.684.204	3,6	16.730.500	0,1	-574.953.704
U.DOĞU TOPLAM	1.287.877.920	7,9	36.577.481	0,2	-1.251.300.439
Amerika	171.386.809	1,1	157.490.113	0,8	-13.896.696
Kanada	7.428.452	0,0	4.533.417	0,0	-2.895.035
Meksika	107.402.263	0,7	41.571.461	0,2	-65.830.802
NAFTA TOPLAM	286.217.524	1,8	203.594.991	1,1	-82.622.533
Rusya Federasyonu	10.984.794	0,1	807.891.104	4,3	796.906.310
D.AVRUPA TOPLAM	10.984.794	0,1	807.891.104	4,3	796.906.310
BÖLGELER TOPLAM	10.724.915.792	66,1	15.900.891.748	85,5	5.175.975.956
Türkiye Toplam	16.230.751.688	100,0	18.587.092.269	100,0	2.356.340.581
Bölgeler/Türkiye	66,1		85,5		

Otomotiv Sektöründe Ülke ve Ülke Grupları Bazında Dış Ticaret Dengesi (\$)
(2008 Yılı TÜİK Verileri)

BÖLGE/ÜLKE	İthalat		İhracat		Denge
	Değer \$	%	Değer \$	%	Değer \$
Almanya	4.033.608.890	23,8	3.085.589.881	14,7	-948.019.009
Avusturya	84.613.033	0,5	236.030.743	1,1	151.417.710
Belçika	194.515.925	1,1	641.374.595	3,0	446.858.670
Lüksemburg	7.436.042	0,0	16.927.531	0,1	9.491.489
Danimarka	12.741.760	0,1	105.860.405	0,5	93.118.645
Finlandiya	32.736.446	0,2	127.115.523	0,6	94.379.077
Fransa	2.413.597.771	14,3	2.893.439.568	13,7	479.841.797
Hollanda	244.434.571	1,4	335.711.263	1,6	91.276.692
İngiltere	1.603.910.461	9,5	1.891.109.296	9,0	287.198.835
İrlanda	1.553.828	0,0	103.263.862	0,5	101.710.034
İspanya	1.260.002.274	7,4	939.899.985	4,5	-320.102.289
İsveç	131.583.306	0,8	126.762.105	0,6	-4.821.201
İtalya	1.164.547.216	6,9	2.367.977.540	11,2	1.203.430.324
Portekiz	44.734.492	0,3	139.906.697	0,7	95.172.205
Yunanistan	2.913.423	0,0	262.298.546	1,2	259.385.123
AB (15 Ülke) Toplamı	11.232.929.438	66,3	13.273.267.540	63,1	2.040.338.102
Slovenya	25.675.437	0,2	508.486.771	2,4	482.811.334
Slovakya	149.424.666	0,9	68.320.450	0,3	-81.104.216
Polonya	547.628.379	3,2	375.396.199	1,8	-172.232.180
Çek Cum.	364.203.411	2,2	253.075.058	1,2	-111.128.353
Macaristan	111.550.326	0,7	149.836.664	0,7	38.286.338
Estonya	100.577	0,0	22.776.287	0,1	22.675.710
Litvanya	192.015	0,0	21.414.391	0,1	21.222.376
Letonya	205.589	0,0	5.377.283	0,0	5.171.694
Malta	181.336	0,0	2.753.624	0,0	2.572.288
Kıbrıs	5.044	0,0	0	0,0	-5.044
Bulgaristan	5.294.128	0,0	201.282.731	1,0	195.988.603
Romanya	207.529.853	1,2	742.134.884	3,5	534.605.031
AB (12 Ülke) Toplam	1.411.990.761	8,3	2.350.854.342	11,2	938.863.581
AB (27 Ülke) Toplam	12.644.920.199	74,7	15.624.121.882	74,2	2.979.201.683
İsviçre	10.979.697	0,1	93.320.912	0,4	82.341.215
Norveç	8.195.401	0,0	72.318.651	0,3	64.123.250
İzlanda	3.000	0,0	1.860.188	0,0	1.857.188
EFTA Toplam	19.178.098	0,1	167.499.751	0,8	148.321.653
AB (27 Ülke) +EFTA	12.664.098.297	74,8	15.791.621.633	75,0	3.127.523.336
Güney Kore	894.319.991	5,3	16.567.645	0,1	-877.752.346
Japonya	1.185.993.575	7,0	36.964.847	0,2	-1.149.028.728
U.DOĞU TOPLAM	2.080.313.566	12,3	53.532.492	0,3	-2.026.781.074
Amerika	348.195.794	2,1	240.104.795	1,1	-108.090.999
Kanada	11.943.715	0,1	5.453.401	0,0	-6.490.314
Meksika	141.321.849	0,8	66.818.619	0,3	-74.503.230
NAFTA TOPLAM	501.461.358	3,0	312.376.815	1,5	-189.084.543
Rusya Federasyonu	12.451.708	0,1	1.467.845.671	7,0	1.455.393.963
D.AVRUPA TOPLAM	12.451.708	0,1	1.467.845.671	7,0	1.455.393.963
BÖLGELER TOPLAM	15.258.324.929	90,1	17.625.376.611	83,7	2.367.051.682
Türkiye Toplam	16.935.093.653	100,0	21.049.961.184	100,0	4.114.867.531
Bölgeler/Türkiye	90,1		83,7		

Otomotiv Sektöründe Ülke ve Ülke Grupları Bazında Dış Ticaret Dengesi (\$)
(2009 Yılı TÜİK Verileri)

BÖLGE/ÜLKE	İthalat		İhracat		Denge
	Değer \$	%	Değer \$	%	Değer \$
Almanya	3.019.542.698	24,2	1.795.533.703	12,6	-1.224.008.995
Avusturya	61.574.168	0,5	150.042.260	1,1	88.468.092
Belçika	146.601.711	1,2	578.207.787	4,0	431.606.076
Lüksemburg	7.376.858	0,1	6.485.524	0,0	-891.334
Danimarka	9.520.362	0,1	35.128.685	0,2	25.608.323
Finlandiya	15.631.514	0,1	40.221.691	0,3	24.590.177
Fransa	1.971.305.972	15,8	3.102.721.916	21,7	1.131.415.944
Hollanda	168.837.308	1,4	178.802.496	1,3	9.965.188
İngiltere	966.802.683	7,8	990.406.559	6,9	23.603.876
İrlanda	1.079.050	0,0	22.543.389	0,2	21.464.339
İspanya	1.119.388.692	9,0	435.301.659	3,0	-684.087.033
İsveç	70.837.898	0,6	102.157.474	0,7	31.319.576
İtalya	869.534.696	7,0	1.787.178.714	12,5	917.644.018
Portekiz	39.747.308	0,3	89.890.296	0,6	50.142.988
Yunanistan	2.134.074	0,0	198.816.279	1,4	196.682.205
AB (15 Ülke) Toplamı	8.469.914.992	68,0	9.513.438.432	66,6	1.043.523.440
Slovenya	20.814.162	0,2	455.631.659	3,2	434.817.497
Slovakya	93.870.089	0,8	39.147.290	0,3	-54.722.799
Polonya	516.092.934	4,1	302.628.636	2,1	-213.464.298
Çek Cum.	296.341.737	2,4	132.035.968	0,9	-164.305.769
Macaristan	65.813.934	0,5	54.838.159	0,4	-10.975.775
Estonya	125.682	0,0	1.888.384	0,0	1.762.702
Litvanya	56.040	0,0	7.541.762	0,1	7.485.722
Letonya	24.019	0,0	5.708.403	0,0	5.684.384
Malta	215.464	0,0	1.155.729	0,0	940.265
Kıbrıs	0	0,0	778	0,0	778
Bulgaristan	7.363.563	0,1	59.529.784	0,4	52.166.221
Romanya	213.034.955	1,7	265.046.536	1,9	52.011.581
AB (12 Ülke) Toplam	1.213.752.579	9,7	1.325.153.088	9,3	111.400.509
AB (27 Ülke) Toplam	9.683.667.571	77,7	10.838.591.520	75,9	1.154.923.949
İsviçre	7.091.093	0,1	74.431.107	0,5	67.340.014
Norveç	10.307.904	0,1	53.051.142	0,4	42.743.238
İzlanda	6.124	0,0	132.274	0,0	126.150
EFTA Toplam	17.405.121	0,1	127.614.523	0,9	110.209.402
AB (27 Ülke) +EFTA	9.701.072.692	77,8	10.966.206.043	76,8	1.265.133.351
Güney Kore	593.358.903	4,8	37.743.078	0,3	-555.615.825
Japonya	673.622.676	5,4	27.733.446	0,2	-645.889.230
U.DOĞU TOPLAM	1.266.981.579	10,2	65.476.524	0,5	-1.201.505.055
Amerika	252.805.511	2,0	560.904.424	3,9	308.098.913
Kanada	11.799.321	0,1	32.664.825	0,2	20.865.504
Meksika	106.837.561	0,9	27.667.622	0,2	-79.169.939
NAFTA TOPLAM	371.442.393	3,0	621.236.871	4,3	249.794.478
Rusya Federasyonu	3.484.712	0,0	276.081.739	1,9	272.597.027
D.AVRUPA TOPLAM	3.484.712	0,0	276.081.739	1,9	272.597.027
BÖLGELER TOPLAM	11.342.981.376	91,0	11.929.001.177	83,5	586.019.801
Türkiye Toplam	12.464.538.598	100,0	14.285.961.883	100,0	1.821.423.285
Bölgeler/Türkiye	91,0		83,5		

Otomotiv Sektöründe Ülke ve Ülke Grupları Bazında Dış Ticaret Dengesi (\$)
(2010 Yılı TÜİK Verileri)

BÖLGE/ÜLKE	İthalat		İhracat		Denge
	Değer \$	%	Değer \$	%	Değer \$
Almanya	4.185.491.134	27,9	2.152.329.929	13,6	-2.033.161.205
Avusturya	93.284.567	0,6	163.683.476	1,0	70.398.909
Belçika	216.033.905	1,4	408.337.352	2,6	192.303.447
Lüksemburg	8.947.826	0,1	7.534.463	0,0	-1.413.363
Danimarka	13.213.088	0,1	73.173.643	0,5	59.960.555
Finlandiya	21.863.876	0,1	77.935.993	0,5	56.072.117
Fransa	1.903.833.893	12,7	2.196.017.860	13,9	292.183.967
Hollanda	293.491.993	2,0	292.858.924	1,9	-633.069
İngiltere	782.302.446	5,2	1.343.248.370	8,5	560.945.924
İrlanda	825.416	0,0	83.736.274	0,5	82.910.858
İspanya	1.479.996.105	9,9	747.102.291	4,7	-732.893.814
İsveç	71.434.159	0,5	187.091.304	1,2	115.657.145
İtalya	1.044.825.682	7,0	2.053.219.737	13,0	1.008.394.055
Portekiz	30.884.055	0,2	146.610.788	0,9	115.726.733
Yunanistan	1.776.632	0,0	105.393.697	0,7	103.617.065
AB (15 Ülke) Toplamı	10.148.204.777	67,6	10.038.274.101	63,7	-109.930.676
Slovenya	31.603.897	0,2	172.519.453	1,1	140.915.556
Slovakya	193.098.890	1,3	66.218.521	0,4	-126.880.369
Polonya	535.941.597	3,6	351.617.575	2,2	-184.324.022
Çek Cum.	331.398.084	2,2	214.013.542	1,4	-117.384.542
Macaristan	73.432.545	0,5	74.961.434	0,5	1.528.889
Estonya	328.715	0,0	5.837.399	0,0	5.508.684
Litvanya	12.276	0,0	11.913.242	0,1	11.900.966
Letonya	232.632	0,0	7.049.513	0,0	6.816.881
Malta	5.920	0,0	1.241.815	0,0	1.235.895
Kıbrıs	0	0,0	0	0,0	0
Bulgaristan	14.133.126	0,1	55.367.941	0,4	41.234.815
Romanya	300.423.321	2,0	607.767.490	3,9	307.344.169
AB (12 Ülke) Toplam	1.480.611.003	9,9	1.568.507.925	9,9	87.896.922
AB (27 Ülke) Toplam	11.628.815.780	77,4	11.606.782.026	73,6	-22.033.754
İsviçre	6.846.775	0,0	117.083.901	0,7	110.237.126
Norveç	4.826.604	0,0	60.162.630	0,4	55.336.026
İzlanda	0	0,0	1.263.404	0,0	1.263.404
EFTA Toplam	11.673.379	0,1	178.509.935	1,1	166.836.556
AB (27 Ülke) +EFTA	11.640.489.159	77,5	11.785.291.961	74,7	144.802.802
Güney Kore	808.003.928	5,4	30.179.315	0,2	-777.824.613
Japonya	895.643.006	6,0	29.937.720	0,2	-865.705.286
U.DOĞU TOPLAM	1.703.646.934	11,3	60.117.035	0,4	-1.643.529.899
Amerika	212.108.650	1,4	526.153.715	3,3	314.045.065
Kanada	12.805.360	0,1	52.471.827	0,3	39.666.467
Meksika	170.372.287	1,1	42.061.996	0,3	-128.310.291
NAFTA TOPLAM	395.286.297	2,6	620.687.538	3,9	225.401.241
Rusya Federasyonu	4.825.424	0,0	605.514.239	3,8	600.688.815
D.AVRUPA TOPLAM	4.825.424	0,0	605.514.239	3,8	600.688.815
BÖLGELER TOPLAM	13.744.247.814	91,5	13.071.610.773	82,9	-672.637.041
Türkiye Toplam	15.018.691.961	100,0	15.770.829.987	100,0	752.138.026
Bölgeler/Türkiye	91,5		82,9		

Otomotiv Sektöründe Ülke ve Ülke Grupları Bazında Dış Ticaret Dengesi (\$)
(2011 Yılı TÜİK Verileri)

BÖLGE/ÜLKE	İthalat		İhracat		Denge
	Değer \$	%	Değer \$	%	Değer \$
Almanya	7.680.070.516	28,2	3.724.395.708	16,1	-3.955.674.808
Avusturya	128.912.770	0,5	265.267.218	1,1	136.354.448
Belçika	315.582.548	1,2	797.986.012	3,4	482.403.464
Lüksemburg	17.142.754	0,1	21.776.875	0,1	4.634.121
Danimarka	18.422.763	0,1	130.351.208	0,6	111.928.445
Finlandiya	66.388.529	0,2	89.054.266	0,4	22.665.737
Fransa	3.222.463.008	11,8	2.858.388.563	12,3	-364.074.445
Hollanda	453.421.041	1,7	623.595.736	2,7	170.174.695
İngiltere	1.858.564.745	6,8	1.699.471.206	7,3	-159.093.539
İrlanda	926.379	0,0	82.660.172	0,4	81.733.793
İspanya	2.120.887.935	7,8	952.184.677	4,1	-1.168.703.258
İsveç	134.952.449	0,5	266.073.621	1,1	131.121.172
İtalya	2.082.435.424	7,6	2.438.987.930	10,5	356.552.506
Portekiz	74.415.141	0,3	138.397.661	0,6	63.982.520
Yunanistan	6.479.625	0,0	107.883.322	0,5	101.403.697
AB (15 Ülke) Toplamı	18.181.065.627	66,7	14.196.474.175	61,3	-3.984.591.452
Slovenya	61.047.153	0,2	451.074.518	1,9	390.027.365
Slovakya	220.583.687	0,8	104.477.766	0,5	-116.105.921
Polonya	1.452.131.366	5,3	475.820.006	2,1	-976.311.360
Çek Cum.	805.092.343	3,0	259.919.287	1,1	-545.173.056
Macaristan	151.367.562	0,6	12.100.783	0,1	-139.266.779
Estonya	695.916	0,0	4.927.092	0,0	4.231.176
Litvanya	563.380	0,0	42.838.781	0,2	42.275.401
Letonya	1.483.765	0,0	31.338.138	0,1	29.854.373
Malta	14.961	0,0	1.825.751	0,0	1.810.790
Bulgaristan	12.145.863	0,0	128.517.066	0,6	116.371.203
Romanya	634.511.651	2,3	881.644.068	3,8	247.132.417
AB (12 Ülke) Toplam	3.339.637.647	12,2	2.394.483.256	10,3	-945.154.391
AB (27 Ülke) Toplam	21.520.703.274	78,9	16.590.957.431	71,7	-4.929.745.843
İsviçre	7.947.369	0,0	137.568.371	0,6	129.621.002
Norveç	8.098.048	0,0	89.819.543	0,4	81.721.495
İzlanda	834	0,0	1.455.821	0,0	1.454.987
EFTA Toplam	16.046.251	0,1	228.843.735	1,0	212.797.484
AB (27 Ülke) +EFTA	21.536.749.525	79,0	16.819.801.166	72,7	-4.716.948.359
Güney Kore	1.404.059.629	5,1	51.650.866	0,2	-1.352.408.763
Japonya	1.318.604.514	4,8	33.075.085	0,1	-1.285.529.429
U.DOĞU TOPLAM	2.722.664.143	10,0	84.725.951	0,4	-2.637.938.192
Amerika	451.821.837	1,7	860.791.911	3,7	408.970.074
Kanada	9.666.138	0,0	76.096.563	0,3	66.430.425
Meksika	290.090.232	1,1	45.266.381	0,2	-244.823.851
NAFTA TOPLAM	751.578.207	2,8	982.154.855	4,2	230.576.648
Rusya Federasyonu	6.826.754	0,0	1.013.465.813	4,4	1.006.639.059
D.AVRUPA TOPLAM	6.826.754	0,0	1.013.465.813	4,4	1.006.639.059
BÖLGELER TOPLAM	25.017.818.629	91,7	18.900.147.785	81,7	-6.117.670.844
Türkiye Toplam	27.277.892.662	100,0	23.146.387.344	100,0	-4.131.505.318
Bölgeler/Türkiye	91,7		81,7		

Otomotiv Sektöründe Ülke ve Ülke Grupları Bazında Dış Ticaret Dengesi (\$)
(2012 Yılı TÜİK Verileri)

ÜLKELER	İthalat	İhracat	Denge
Almanya	7.047.587.282	3.766.796.243	-3.280.791.039
Avusturya	135.364.432	242.770.256	107.405.824
Belçika	277.530.206	820.496.643	542.966.437
Lüksemburg	11.976.459	26.272.149	14.295.690
Danimarka	22.609.876	141.439.804	118.829.928
Finlandiya	35.369.496	85.466.983	50.097.487
Fransa	2.862.204.036	2.711.700.990	-150.503.046
Hollanda	283.731.631	609.394.878	325.663.247
İngiltere	1.721.184.624	1.644.968.613	-76.216.011
İrlanda	1.773.960	69.416.289	67.642.329
İspanya	1.770.377.440	774.457.368	-995.920.072
İsveç	153.584.575	263.672.707	110.088.132
İtalya	1.832.085.455	1.961.059.705	128.974.250
Portekiz	93.482.672	95.655.177	2.172.505
Yunanistan	8.080.544	74.546.581	66.466.037
AB (15 Ülke) Toplamı	16.256.942.688	13.288.114.386	-2.968.828.302
Slovenya	414.427.258	397.772.253	-16.655.005
Slovakya	414.427.258	85.283.237	-329.144.021
Polonya	1.104.781.659	476.649.795	-628.131.864
Çek Cum.	1.088.220.361	231.669.520	-856.550.841
Macaristan	172.158.151	141.107.376	-31.050.775
Estonya	2.855.226	10.807.382	7.952.156
Litvanya	553.755	37.544.010	36.990.255
Letonya	1.576.733	30.791.219	29.214.486
Malta	0	0	0
Bulgaristan	27.134.106	160.530.668	133.396.562
Romanya	689.272.560	729.406.181	40.133.621
AB (12 Ülke) Toplam	3.915.407.067	2.301.561.641	-1.613.845.426
AB (27 Ülke) Toplam	20.172.349.755	15.589.676.027	-4.582.673.728
İsviçre	10.198.209	140.972.794	130.774.585
Norveç	11.034.970	84.922.962	73.887.992
İzlanda	0	1.826.146	1.826.146
EFTA Toplam	21.233.179	227.721.902	206.488.723
AB (27 Ülke) +EFTA	20.193.582.934	15.817.397.929	-4.376.185.005
Güney Kore	1.176.440.730	19.427.327	-1.157.013.403
Japonya	1.150.659.152	30.870.656	-1.119.788.496
U.DOĞU TOPLAM	2.327.099.882	50.297.983	-2.276.801.899
Amerika	476.317.722	1.098.081.527	621.763.805
Kanada	19.886.734	122.614.954	102.728.220
Meksika	293.696.842	70.392.190	-223.304.652
NAFTA TOPLAM	789.901.298	1.291.088.671	501.187.373
Rusya Federasyonu	17.136.886	1.113.594.329	1.096.457.443
D.AVRUPA TOPLAM	17.136.886	1.113.594.329	1.096.457.443
BÖLGELER TOPLAM	23.327.721.000	18.272.378.912	-5.055.342.088
Türkiye Toplam	25.541.224.369	22.939.150.716	-2.602.073.653
Bölgeler/Türkiye	91,3	79,7	

Otomotiv Sektöründe Ülke ve Ülke Grupları Bazında Dış Ticaret Dengesi (\$)
(2013 Yılı TÜİK Verileri)

ÜLKELER	İthalat	İhracat	Denge
Almanya	6.969.746.870	3.361.674.253	-3.608.072.617
Avusturya	128.459.033	254.301.311	125.842.278
Belçika	232.931.985	925.820.389	692.888.404
Lüksemburg	14.831.507	22.602.754	7.771.247
Danimarka	18.245.743	190.475.848	172.230.105
Finlandiya	37.577.852	63.836.935	26.259.083
Fransa	1.843.344.776	2.433.593.744	590.248.968
Hollanda	262.541.068	499.678.891	237.137.823
İngiltere	1.963.280.701	2.116.345.795	153.065.094
İrlanda	3.239.350	93.989.347	90.749.997
İspanya	1.847.126.246	802.594.780	-1.044.531.466
İsveç	125.721.745	264.577.015	138.855.270
İtalya	1.453.139.638	1.821.502.144	368.362.506
Portekiz	93.811.113	116.512.837	22.701.724
Yunanistan	5.176.249	98.295.684	93.119.435
AB (15 Ülke) Toplamı	14.999.173.876	13.065.801.727	-1.933.372.149
Slovenya	44.436.813	508.139.235	463.702.422
Slovakya	408.393.483	59.103.770	-349.289.713
Polonya	825.100.787	459.349.076	-365.751.711
Çek Cum.	1.037.227.629	195.680.150	-841.547.479
Macaristan	270.971.950	128.115.969	-142.855.981
Estonya	1.964.327	15.061.507	13.097.180
Litvanya	1.753.197	25.478.713	23.725.516
Letonya	1.281.051	23.186.114	21.905.063
Malta	185.182	4.403.601	4.218.419
Bulgaristan	25.208.311	155316675	130.108.364
Romanya	932.409.497	548.387.309	-384.022.188
Hırvatistan	1.457.620	25.401.966	23.944.346
AB (13 Ülke) Toplam	3.550.389.847	2.147.624.085	-1.402.765.762
AB (28 Ülke) Toplam	18.549.563.723	15.213.425.812	-3.336.137.911
İsviçre	17.176.560	136.520.683	119.344.123
Norveç	13.003.409	81.917.456	68.914.047
İzlanda	43.496	3.010.026	2.966.530
EFTA Toplam	30.223.465	221.448.165	191.224.700
AB (28 Ülke) +EFTA	18.579.787.188	15.434.873.977	-3.144.913.211
Güney Kore	957.219.739	24.815.717	-932.404.022
Japonya	758.222.150	85.974.352	-672.247.798
U.DOĞU TOPLAM	1.715.441.889	110.790.069	-1.604.651.820
Amerika	369.452.546	868.897.319	499.444.773
Kanada	22.603.839	38.639.739	16.035.900
Meksika	400.598.376	75.418.491	-325.179.885
NAFTA TOPLAM	792.654.761	982.955.549	190.300.788
Rusya Federasyonu	22.041.399	1.144.645.982	1.122.604.583
D.AVRUPA TOPLAM	22.041.399	1.144.645.982	1.122.604.583
BÖLGELER TOPLAM	21.109.925.237	17.673.265.577	-3.436.659.660
Türkiye Toplam	22.368.725.166	23.937.205.369	1.568.480.203
Bölgeler/Türkiye	94,4	73,8	